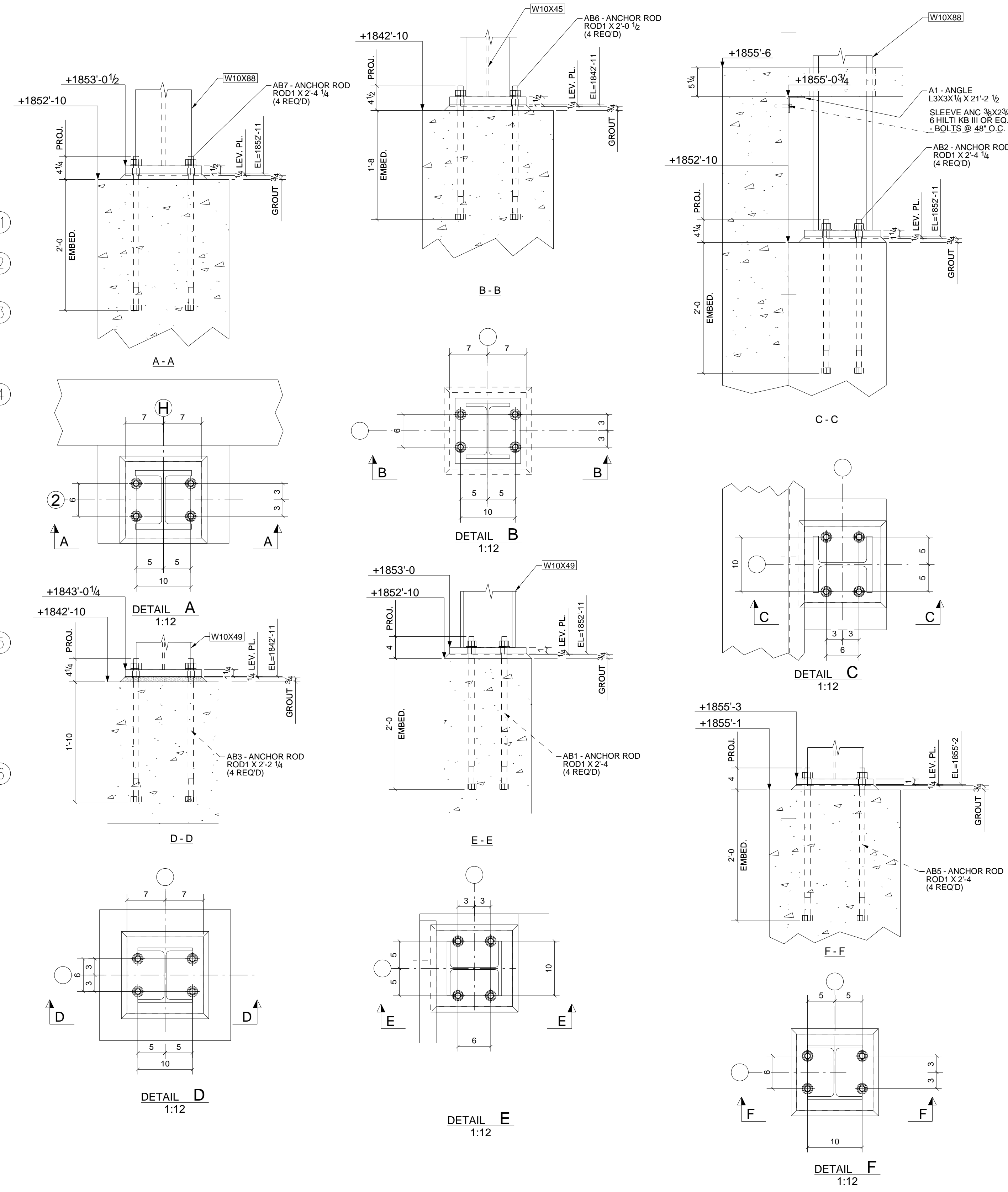
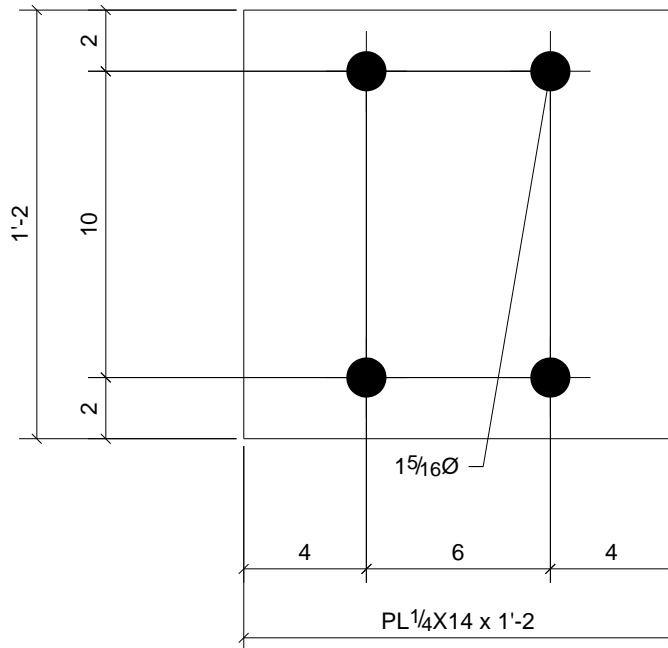


PLAN AT EL. 1855'-0-3/4



DRAWINGS PREPARED BY DETAILER FROM INFORMATION CONTAINED IN THE PROJECT DOCUMENTS WITH INSTRUCTIONS FROM THE FABRICATOR. DETAILER IS NOT RESPONSIBLE FOR ANY DESIGN, ENGINEERING OR CODE ISSUES WHICH MAY ARISE FROM THE USE OF THESE DRAWINGS. APPROVALS SHOULD BE OBTAINED FROM THE OWNER, ARCHITECT, ENGINEER, CONTRACTOR, WHICH EVER IS APPLICABLE. THE FABRICATOR SHOULD CHECK THE DETAIL DOCUMENTS FOR CORRECTNESS BEFORE RELEASING FOR FABRICATION. THE USE OF THE DETAILED DRAWINGS FOR FABRICATION CONSTITUTES ACCEPTANCE AND APPROVAL OF THE DRAWINGS, MATERIAL LIST OR CUT LIST, WHICH EVER APPLIES.

A	For Approval	11/24/10	TMc	TAN
REV.	DESCRIPTION	DATE	DWN	CHK
GENERAL NOTES				
MATERIAL: A992	UN	ELECTRODES: E70XX LH	REF. DRG.	JOB USE
HOLES: 13/16 DIA. UN	CONNS:		S-1 FOUNDATION	SHOP
SURFACE PREP. AND PAINT:				
SSPC-SP3				
#30-18, Red Oxide				
DESCRIPTION: PLAN @ ELEV. 1,855'-0-3/4" (+/-)				
PROJ. NAME	St Marys Medical Center	DRAWN BY	TMc	
LOCATION	1102 Million Dollar Highway, St. Marys, PA.	DATE	11/23/2010	
CONTRACTOR	Hallstrom Constructi	ARCH./ENG.	KTH Architects, Inc./Lee-Sim	CHKD. BY
				TAN
Altoona Pipe And Steel Supply Co.				
1128 Ninth Avenue				
Altoona, Pa 16603-0112				
(814) 944-1631				
		DATE		JOB No.
				3-21375
		DRG. No.		REV.
		AB1		A



27	P2
Qty.	In Assembly

MARK	QTY.	SIZE	LENGTH	COMMENTS
P2	27	PL1/4"X14"	1'-2"	

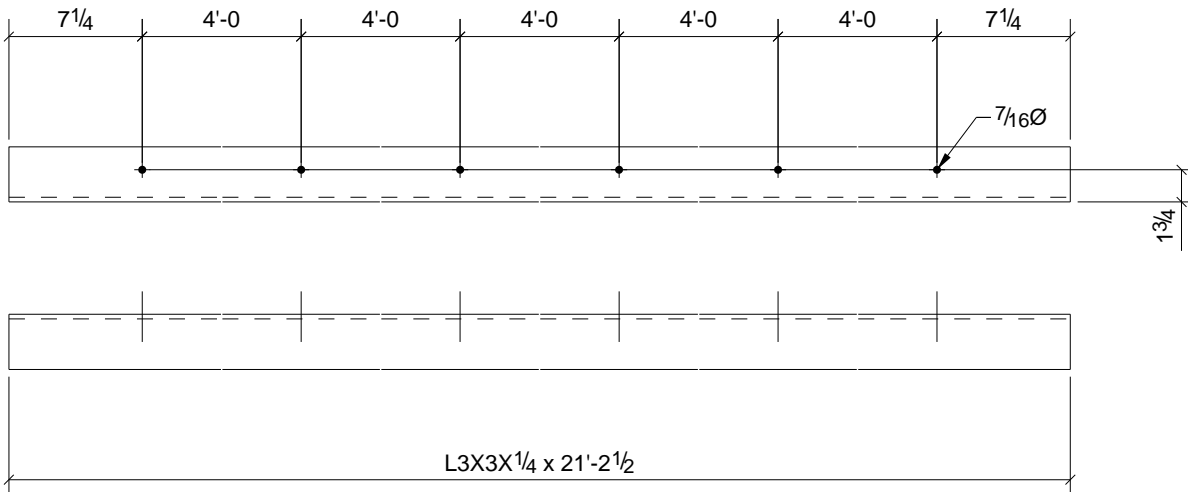
DESCRIPTION: LEVELING PLATE

PROJECT NAME St Marys Medical Center
 LOCATION 1102 Million Dollar Highway, St. Marys,

CUSTOMER: Hallstrom Construction, Inc.

Altoona Pipe And Steel Supply
 1128 Ninth Avenue
 Altoona, Pa 16603-0112
 (814) 944-1631

DRAWN BY TMc	DATE 11/25/2010
CHKD. BY TAN	DATE
JOB No. 3-21375	DRG. No. P2

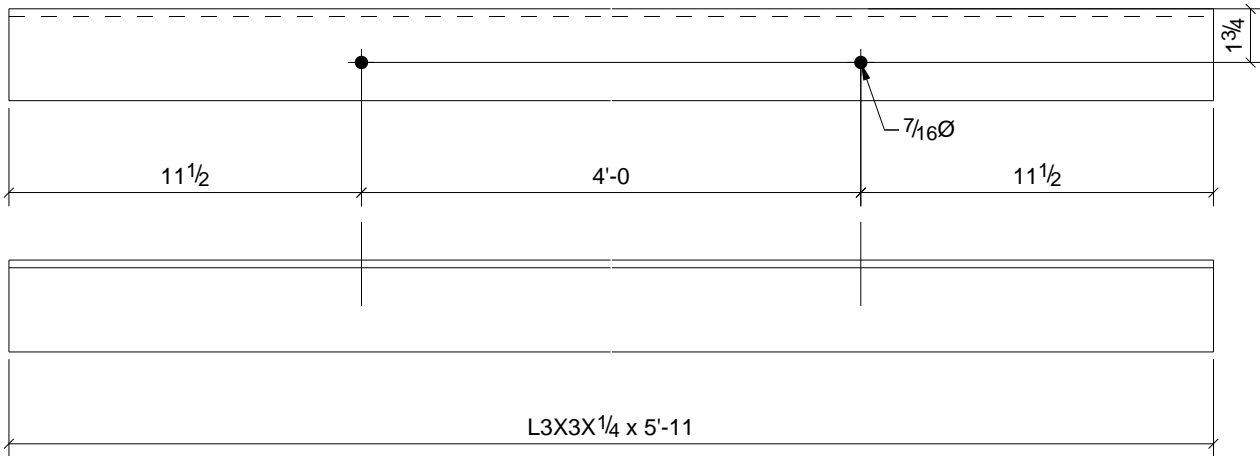


				6	A1
				Qty.	In Assembly
A1	6	L3X3X1/4		21'-2 1/2"	
MARK	QTY.	SIZE		LENGTH	COMMENTS

DESCRIPTION: ANGLE

PROJECT NAME St Marys Medical Center
 LOCATION 1102 Million Dollar Highway, St. Marys,

CUSTOMER: Hallstrom Construction, Inc.		DRAWN BY TMc	DATE 11/25/2010
Altoona Pipe And Steel Supply 1128 Ninth Avenue Altoona, Pa 16603-0112 (814) 944-1631		CHKD. BY TAN	DATE
		JOB No. 3-21375	DRG. No. A1



L3X3X1/4 x 5'-11"

2	A2
Qty.	In Assembly

MARK	QTY.	SIZE	LENGTH	COMMENTS
A2	2	L3X3X1/4	5'-11"	

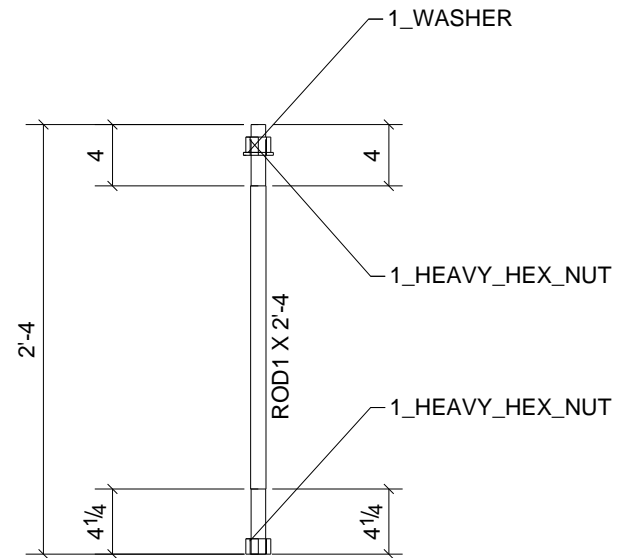
DESCRIPTION: ANGLE

PROJECT NAME St Marys Medical Center
 LOCATION 1102 Million Dollar Highway, St. Marys,

CUSTOMER: Hallstrom Construction, Inc.

Altoona Pipe And Steel Supply
 1128 Ninth Avenue
 Altoona, Pa 16603-0112
 (814) 944-1631

DRAWN BY TMc	DATE 11/25/2010
CHKD. BY TAN	DATE
JOB No. 3-21375	DRG. No. A2

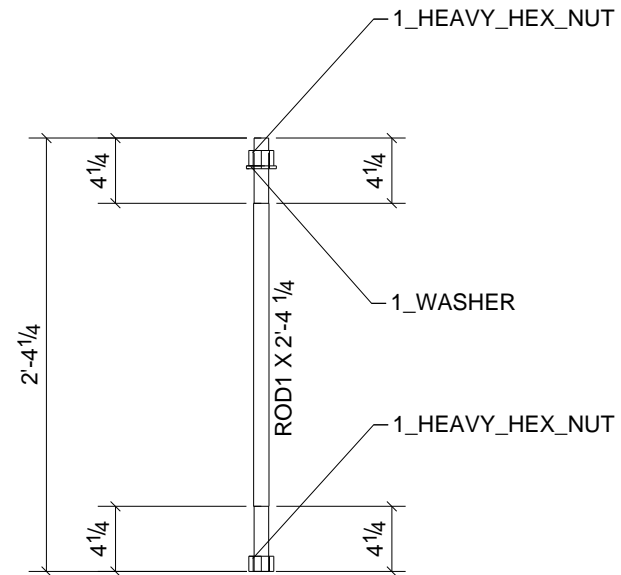


16 - ANCHOR RODS - AB1

BILL OF MATERIAL

SHIP	MARK	NO PCS	DESCRIPTION	LENGTH	PIECE MARK	REMARKS
16	AB1	16	ROD1"	2'-4"		SQ-2 A36
		16	1_WASHER			
		32	1_HEAVY_HEX_NUT			

A	For Approval	11/24/10	TMc	TAN
REV.	DESCRIPTION	DATE	DWN	CHK
GENERAL NOTES			JOB USE	
MATERIAL: A992	ELECTRODES: E70XX LH	REF. DRG.	SHOP	
HOLES: 13/16 DIA. U/N	CONN'S.: -		APPROVAL	
SURFACE PREP. SSPC-SP3 AND PAINT: #30-18, Red Oxide				
DESCRIPTION: ANCHOR BOLT				
PROJECT NAME St Marys Medical Center LOCATION 1102 Million Dollar Highway, St. Marys,				
CONTRACTOR Hallstrom Construction, Inc.				
Altoona Pipe And Steel Suppl 1128 Ninth Avenue Altoona, Pa 16603-0112 (814) 944-1631			DRAWN BY TMc	DATE 11/25/2010
			CHKD. BY TAN	DATE
			JOB No. 3-21375	DRG. No. AB1

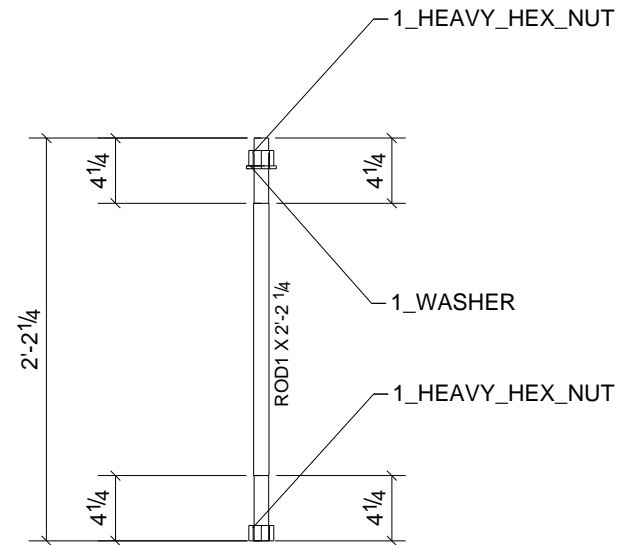


16 - ANCHOR RODS - AB2

BILL OF MATERIAL

SHIP	MARK	NO PCS	DESCRIPTION	LENGTH	PIECE MARK	REMARKS
16	AB2	16	ROD1"	2'-4 1/4"		SQ-2 A36
		16	1_WASHER			
		32	1_HEAVY_HEX_NUT			

A	For Approval	11/24/10	TMc	TAN
REV.	DESCRIPTION	DATE	DWN	CHK
GENERAL NOTES			JOB USE	
MATERIAL: A992	ELECTRODES: E70XX LH	REF. DRG.	SHOP	
HOLES: 13/16 DIA. U/N	CONN'S.: -		APPROVAL	
SURFACE PREP. SSPC-SP3 AND PAINT: #30-18, Red Oxide				
DESCRIPTION: ANCHOR BOLT				
PROJECT NAME St Marys Medical Center LOCATION 1102 Million Dollar Highway, St. Marys,				
CONTRACTOR Hallstrom Construction, Inc.				
Altoona Pipe And Steel Suppl 1128 Ninth Avenue Altoona, Pa 16603-0112 (814) 944-1631			DRAWN BY	DATE
			TMc	11/25/2010
			CHKD. BY	DATE
			TAN	
JOB No.	DRG. No.	REV.		
3-21375	AB2	1		

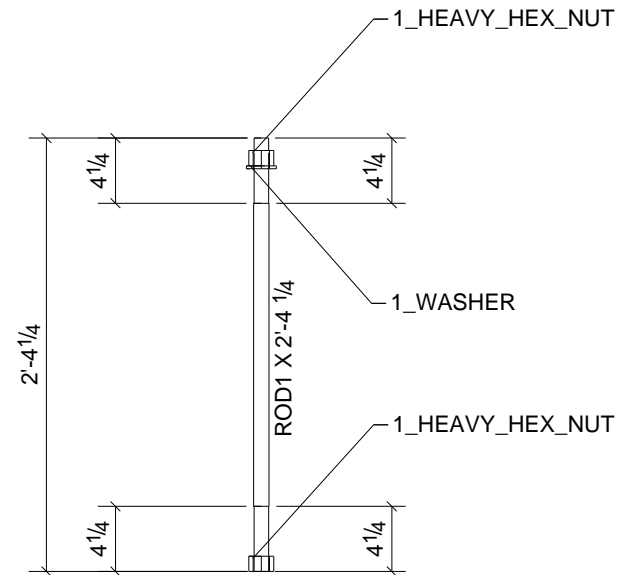


24 - ANCHOR RODS - AB3

BILL OF MATERIAL

SHIP	MARK	NO PCS	DESCRIPTION	LENGTH	PIECE MARK	REMARKS
24	AB3	24	ROD1"	2'-2 1/4"		SQ-2 A36
		24	1_WASHER			
		48	1_HEAVY_HEX_NUT			

A	For Approval	11/24/10	TMc	TAN
REV.	DESCRIPTION	DATE	DWN	CHK
GENERAL NOTES			JOB USE	
MATERIAL: A992	ELECTRODES: E70XX LH	REF. DRG.	SHOP	
HOLES: 13/16 DIA. U/N	CONN'S.: -		APPROVAL	
SURFACE PREP. SSPC-SP3 AND PAINT: #30-18, Red Oxide				
DESCRIPTION: ANCHOR BOLT				
PROJECT NAME St Marys Medical Center LOCATION 1102 Million Dollar Highway, St. Marys,				
CONTRACTOR Hallstrom Construction, Inc.				
Altoona Pipe And Steel Suppl 1128 Ninth Avenue Altoona, Pa 16603-0112 (814) 944-1631			DRAWN BY	DATE
			TMc	11/25/2010
			CHKD. BY	DATE
			TAN	
JOB No.	DRG. No.	REV.		
3-21375	AB3	1		

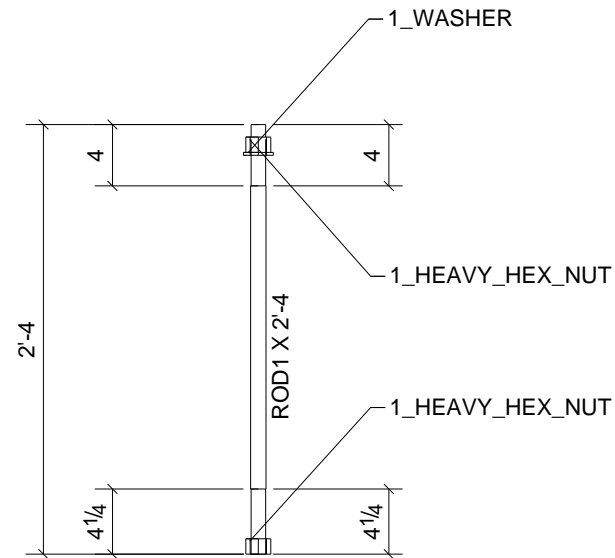


28 - ANCHOR RODS - AB4

BILL OF MATERIAL

SHIP	MARK	NO PCS	DESCRIPTION	LENGTH	PIECE MARK	REMARKS
28	AB4	28	ROD1"	2'-4 1/4"		SQ-2 A36
		28	1_WASHER			
		56	1_HEAVY_HEX_NUT			

A	For Approval	11/24/10	TMc	TAN
REV.	DESCRIPTION	DATE	DWN	CHK
GENERAL NOTES			JOB USE	
MATERIAL: A992	ELECTRODES: E70XX LH	REF. DRG.	SHOP	
HOLES: 13/16 DIA. U/N	CONN'S.: -		APPROVAL	
SURFACE PREP: SSPC-SP3 AND PAINT: #30-18, Red Oxide				
DESCRIPTION: ANCHOR BOLT				
PROJECT NAME St Marys Medical Center LOCATION 1102 Million Dollar Highway, St. Marys,				
CONTRACTOR Hallstrom Construction, Inc.				
Altoona Pipe And Steel Suppl 1128 Ninth Avenue Altoona, Pa 16603-0112 (814) 944-1631			DRAWN BY TMc	DATE 11/25/2010
			CHKD. BY TAN	DATE
			JOB No. 3-21375	DRG. No. AB4
				REV. 1

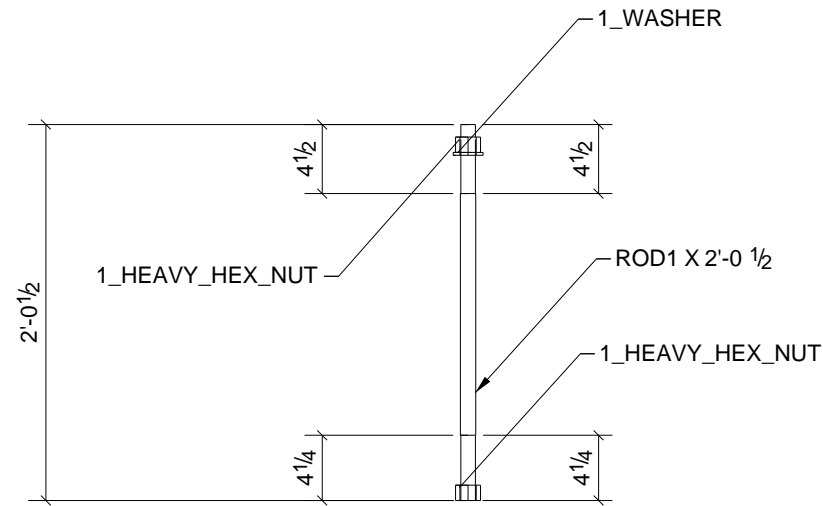


12 - ANCHOR RODS - AB5

BILL OF MATERIAL

SHIP	MARK	NO PCS	DESCRIPTION	LENGTH	PIECE MARK	REMARKS
12	AB5	12	ROD1"	2'-4"		SQ-2 A36
		12	1_WASHER			
		24	1_HEAVY_HEX_NUT			

A	For Approval	11/24/10	TMc	TAN
REV.	DESCRIPTION	DATE	DWN	CHK
GENERAL NOTES			JOB USE	
MATERIAL: A992	ELECTRODES: E70XX LH	REF. DRG.	SHOP	
HOLES: 13/16 DIA. U/N	CONN'S.: -		APPROVAL	
SURFACE PREP: SSPC-SP3 AND PAINT: #30-18, Red Oxide				
DESCRIPTION: ANCHOR BOLT				
PROJECT NAME: St Marys Medical Center				
LOCATION: 1102 Million Dollar Highway, St. Marys,				
CONTRACTOR: Hallstrom Construction, Inc.				
Altoona Pipe And Steel Suppl 1128 Ninth Avenue Altoona, Pa 16603-0112 (814) 944-1631			DRAWN BY TMc	DATE 11/25/2010
			CHKD. BY TAN	DATE
			JOB No. 3-21375	DRG. No. AB5
				REV. 1

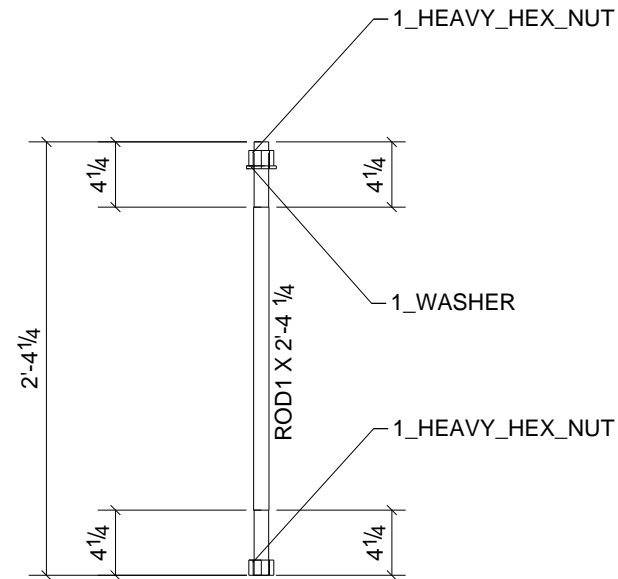


8 - ANCHOR RODS - AB6

BILL OF MATERIAL

SHIP	MARK	NO PCS	DESCRIPTION	LENGTH	PIECE MARK	REMARKS
8	AB6	8	ROD1"	2'-0 1/2"		SQ-2 A36
		8	1_WASHER			
		16	1_HEAVY_HEX_NUT			

A	For Approval	11/24/10	TMc	TAN
REV.	DESCRIPTION	DATE	DWN	CHK
GENERAL NOTES			JOB USE	
MATERIAL: A992	ELECTRODES: E70XX LH	REF. DRG.	SHOP	
HOLES: 13/16 DIA. U/N	CONN'S.: -		APPROVAL	
SURFACE PREP: SSPC-SP3 AND PAINT: #30-18, Red Oxide				
DESCRIPTION: ANCHOR BOLT				
PROJECT NAME: St Marys Medical Center LOCATION: 1102 Million Dollar Highway, St. Marys,				
CONTRACTOR: Hallstrom Construction, Inc.				
Altoona Pipe And Steel Suppl 1128 Ninth Avenue Altoona, Pa 16603-0112 (814) 944-1631			DRAWN BY TMc	DATE 11/25/2010
			CHKD. BY TAN	DATE
			JOB No. 3-21375	DRG. No. AB6 REV. 1

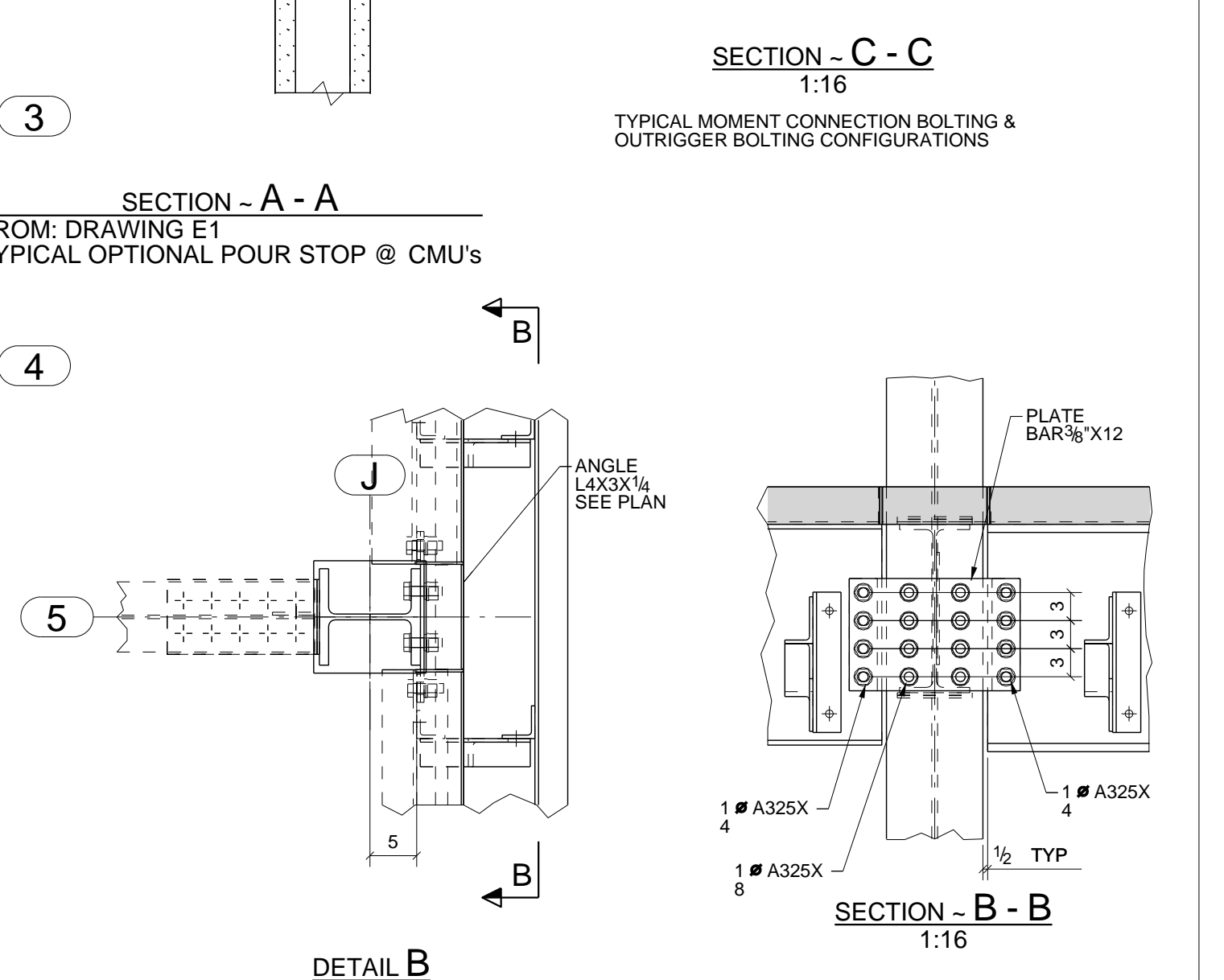
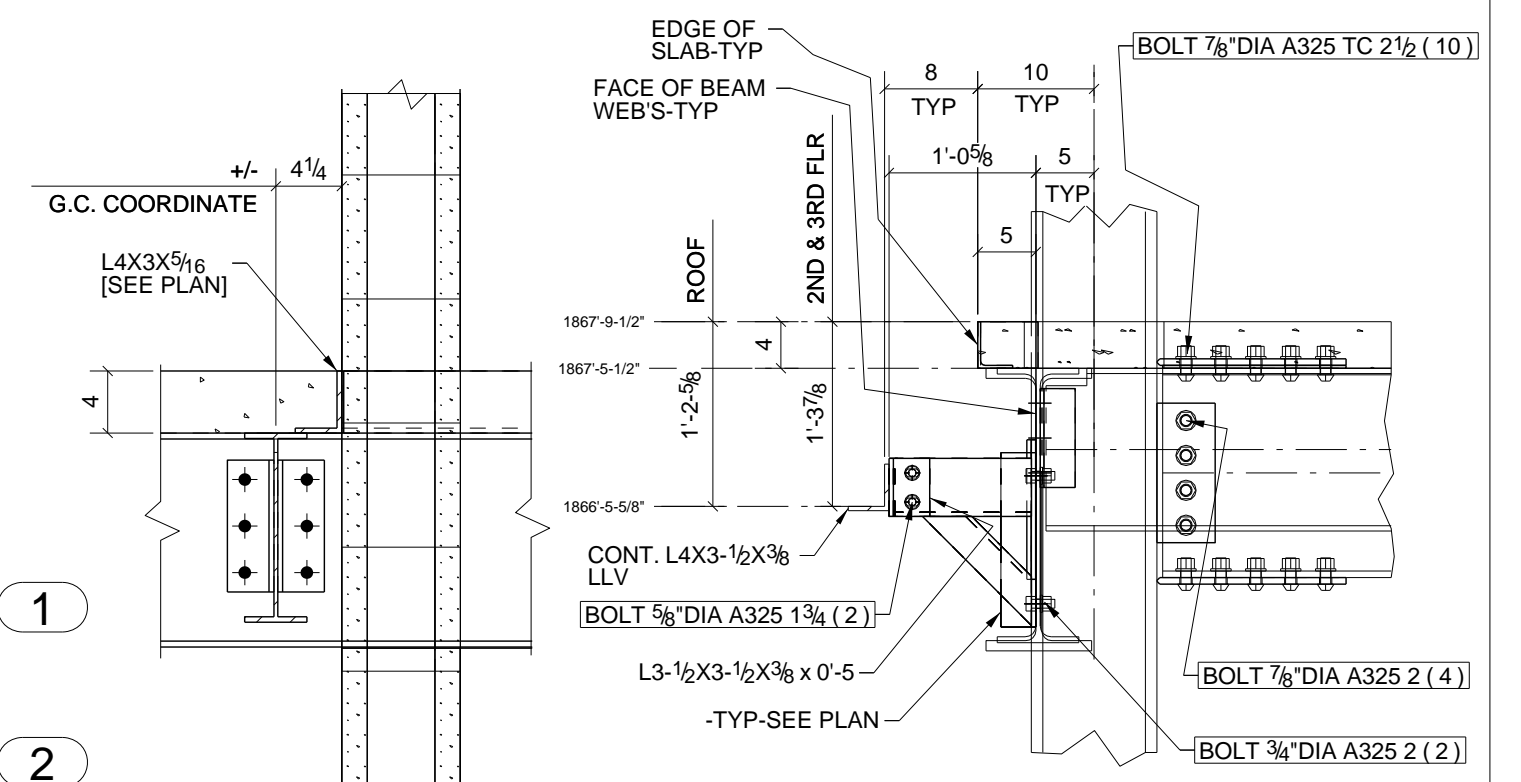
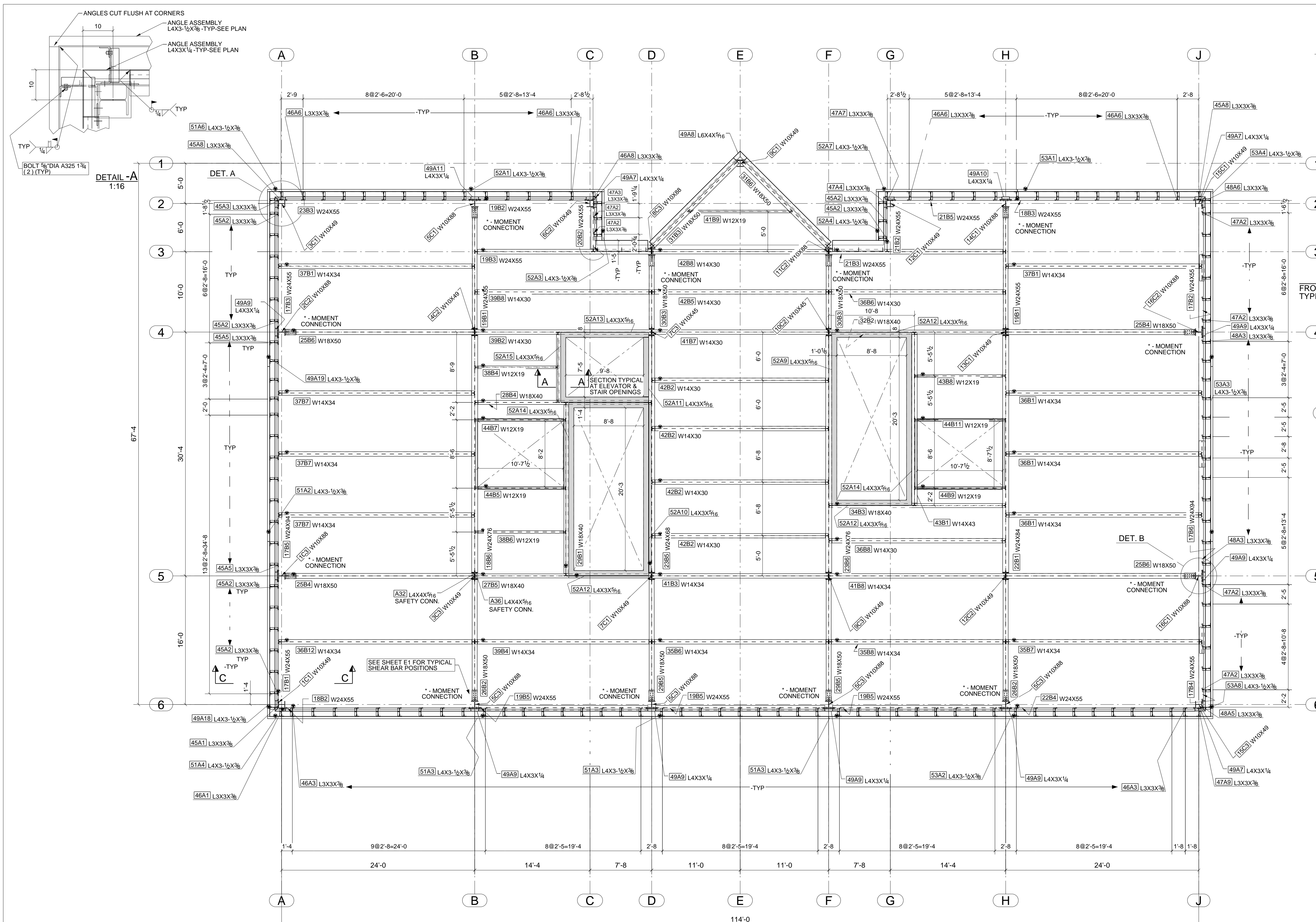


4 - ANCHOR RODS - AB7

BILL OF MATERIAL

SHIP	MARK	NO PCS	DESCRIPTION	LENGTH	PIECE MARK	REMARKS
4	AB7	4	ROD1"	2'-4 1/4"		SQ-2 A36
		4	1_WASHER			
		8	1_HEAVY_HEX_NUT			

A	For Approval	11/24/10	TMc	TAN
REV.	DESCRIPTION	DATE	DWN	CHK
GENERAL NOTES			JOB USE	
MATERIAL: A992	ELECTRODES: E70XX LH	REF. DRG.	SHOP	
HOLES: 13/16 DIA. U/N	CONN'S.: -		APPROVAL	
SURFACE PREP. SSPC-SP3 AND PAINT: #30-18, Red Oxide				
DESCRIPTION: ANCHOR BOLT				
PROJECT NAME St Marys Medical Center LOCATION 1102 Million Dollar Highway, St. Marys,				
CONTRACTOR Hallstrom Construction, Inc.				
Altoona Pipe And Steel Suppl 1128 Ninth Avenue Altoona, Pa 16603-0112 (814) 944-1631			DRAWN BY	DATE
			TMc	11/25/2010
			CHKD. BY	DATE
TAN				
JOB No.	DRG. No.	REV.		
3-21375	AB7	1		



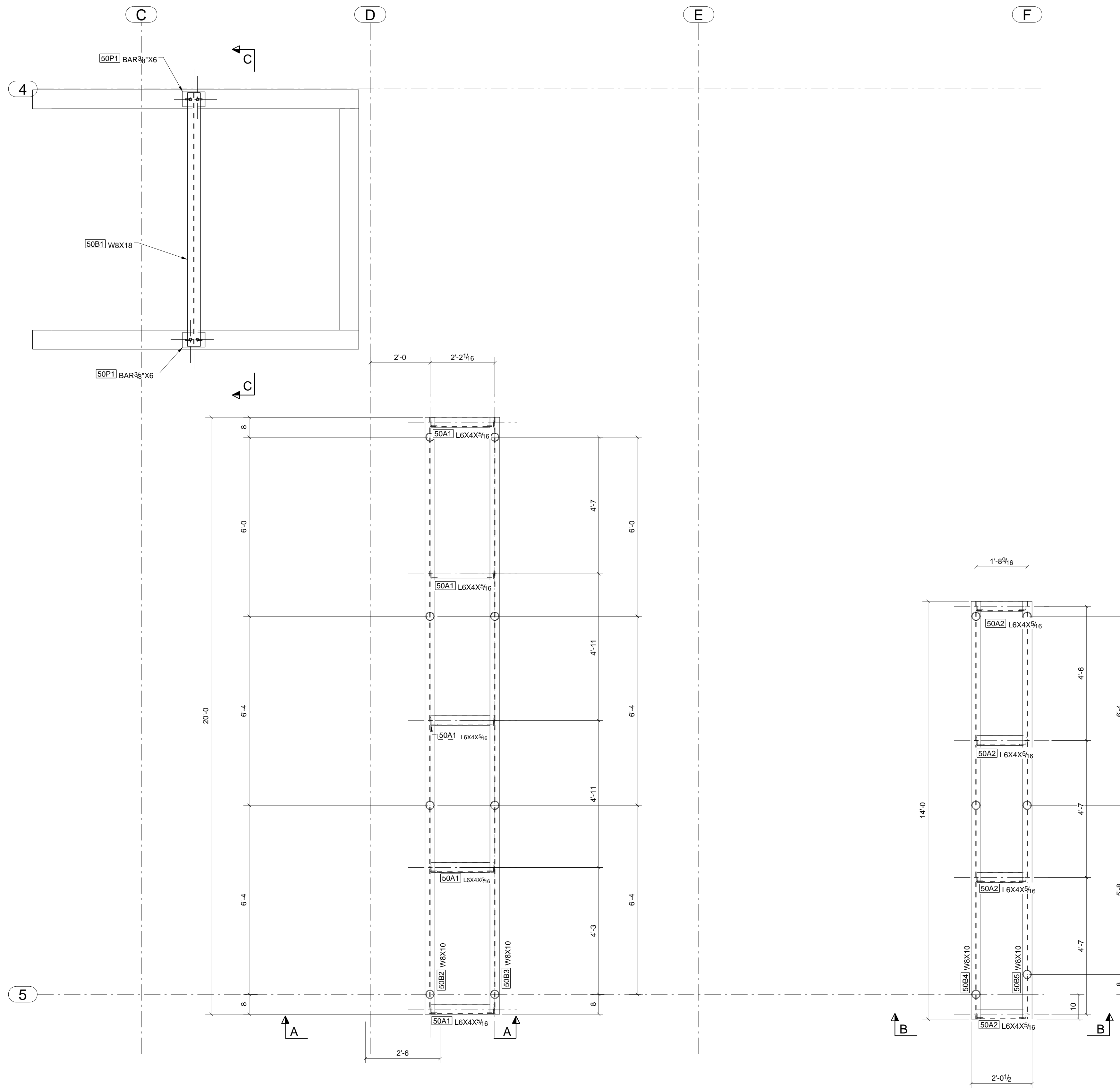
2ND FLOOR PLAN AT EL. 1867'-5-1/2
1:72

- 6) APPROVER VERIFY ALL E PLAN OPENINGS, ELEVATIONS PRIOR TO FAB.
- 5) ALL MEMBERS WITHOUT DIMENSIONS ARE EQUALLY SPACED IN BAYS.
- 4) SEE DRAWING E2 FOR TYPICAL FRAMING & OUTRIGGER CONDITIONS
- 3) ALL MATERIAL AS NOTED, MOM FLG. CONNS. ARE 7/8" A325SS, 1" BOLTS ARE A325X.
- 2) GRIND ALL ROUGH EDGES SMOOTH
- 1) ALL WELDS 3/16" FILLETS OR BUTT WELDS, UNLESS NOTED, PROCEDURES PER AWS D.1.6 LATES REV.

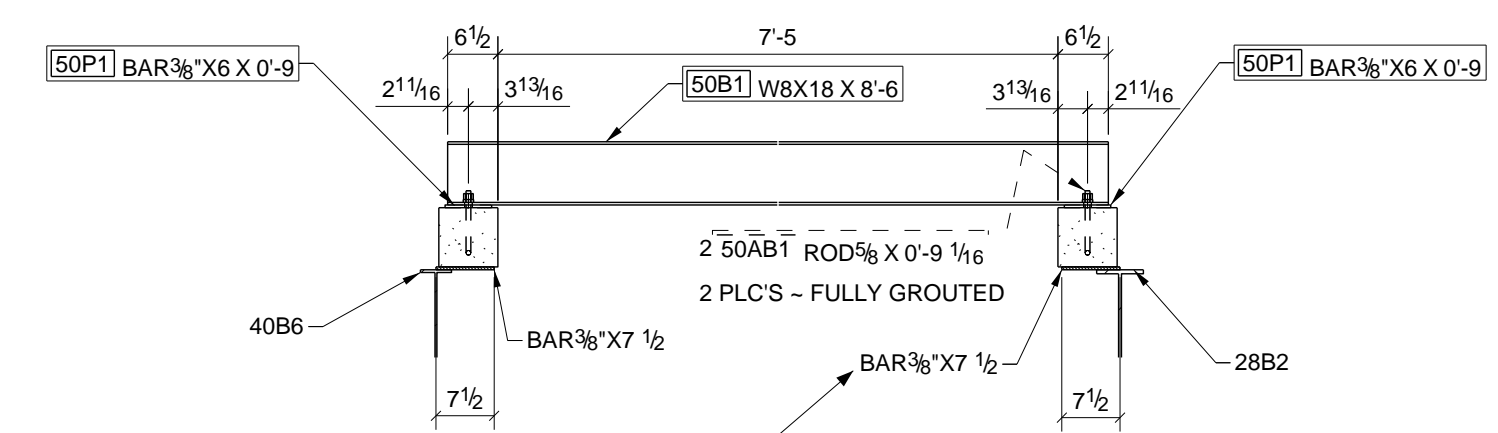
REV.	DESCRIPTION	DATE	DWN	CHK
1	For Approval	12/27/10	TMc	TAN
0	For Fabrication F&F	04-01-11	TMc	TH
0	For Fabrication F&F	3/11/11	TMc	TH

GENERAL NOTES		JOB USE
MATERIAL: A992	UN ELECTRODES: E70XX LH	REF. DRG.
HOLES: 13/16	DIA. UN CONNS: A325N - UN.	S-3
SURFACE PREP. AND PAINT:		SHOP
SSPC-SP3 #30-18, Red Oxide		APPROVAL
DESCRIPTION: PLAN @ T.O.S. ELEV. 1867'-5-1/2"		
PROJ. NAME: St Marys Medical Center		DRAWN BY: TMc
LOCATION: 1102 Million Dollar Highway, St. Marys, PA.		DATE: 12/27/2010
CONTRACTOR: Hallstrom Construction, Inc.	ARCH/ENG: KTH Architects, Inc./Lee-Simpson Assoc., Inc.	CHKD. BY: TAN
Altoona Pipe And Steel Supply Co. 1128 Ninth Avenue Altoona, Pa 16603-0112 (814) 944-1631		DATE: 02/25/2011 JOB No. 3-21375 DRG. No. E2 REV. 1

This project shall be erected in accordance with Section 7 of the ASCE Code of Standard Practice, which includes 7.14 Correction of Errors, that states the following:
The correction of minor errors by moderate reworking, grinding, welding or cutting, and the drawing of elements into line with steel joints, shall be considered to be normal erection operations. Errors that cannot be corrected using the foregoing means, or that require major changes in member or connection configuration, shall be promptly reported to the owner's representatives for design and construction, and the fabricator by the erector, to avoid the responsibility to either correct the error or approve the most efficient and economical method of correction to be used by others.
All field welds to be made with E70XX low hydrogen electrodes.

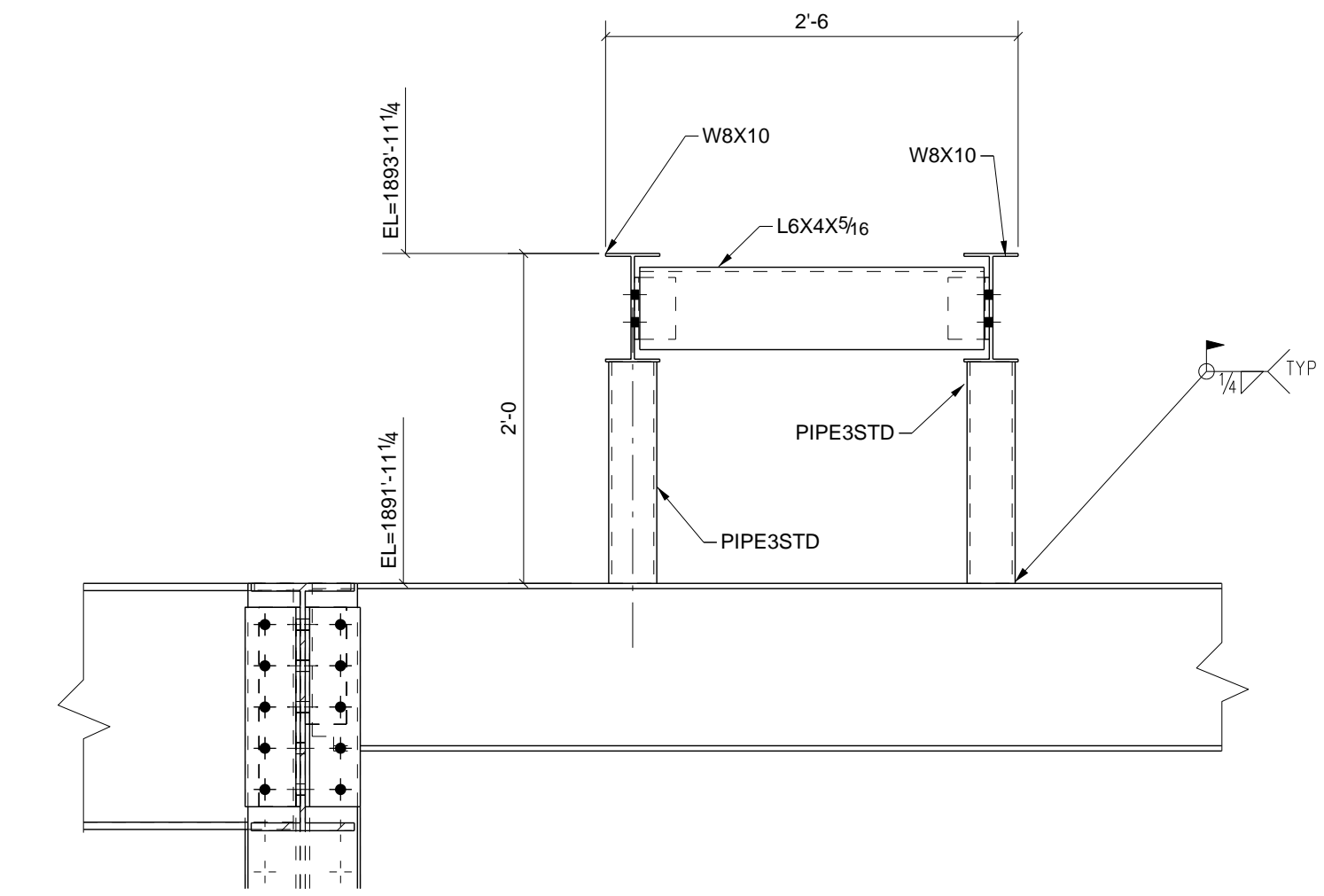


PLAN AT EL. 1893'-11-1/4

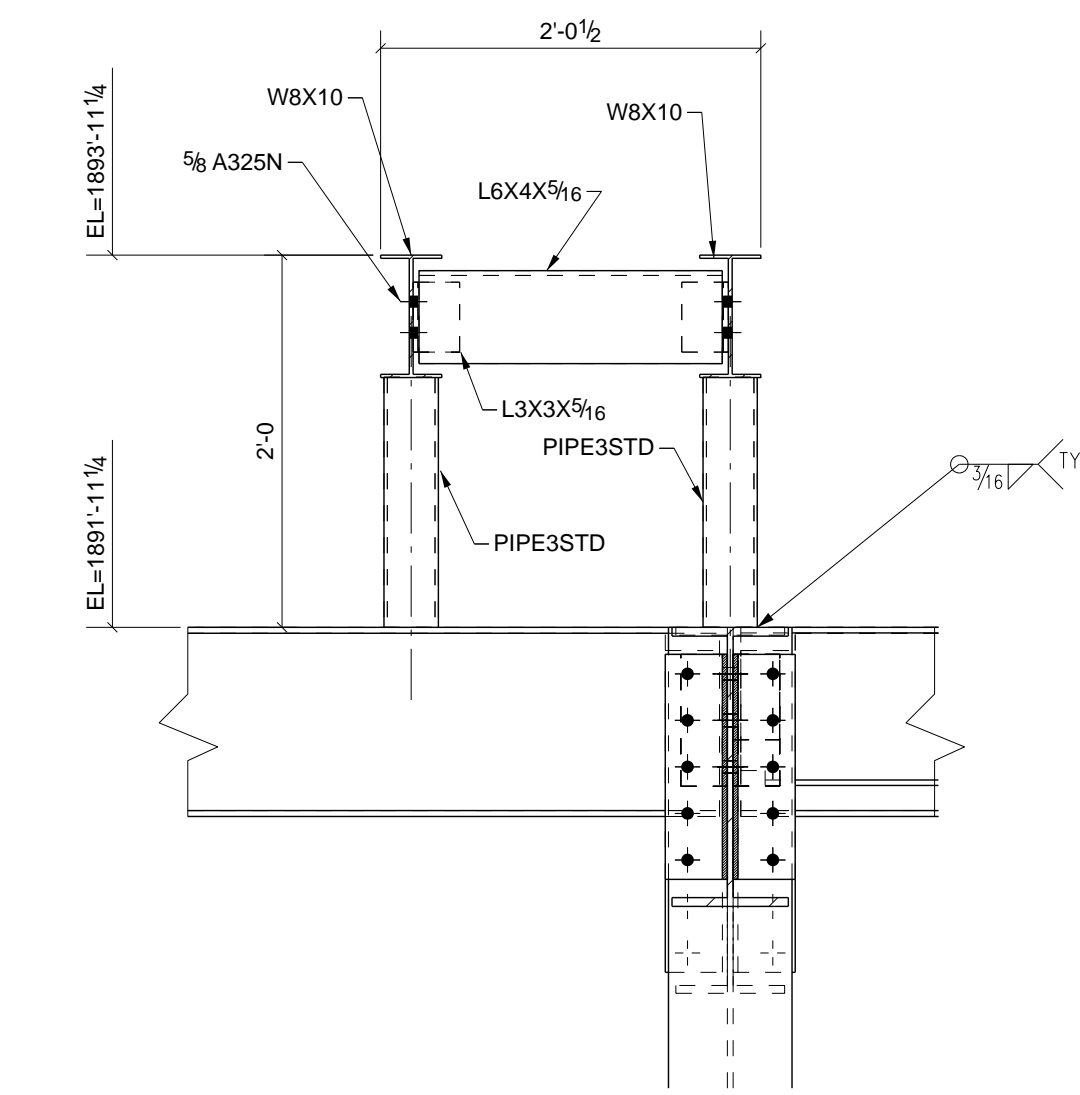


CONTRACTOR, PLEASE COORDINATE WITH FABRICATOR IF CMU WALL WILL BEAR ON PLATES AS SHOWN OR BE BUILT THRU ROOF STEEL AND CUT TO FIT AROUND BEAMS

C - C



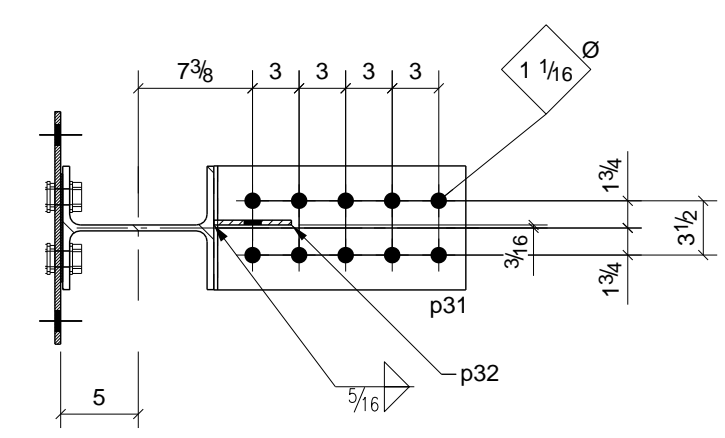
A - A



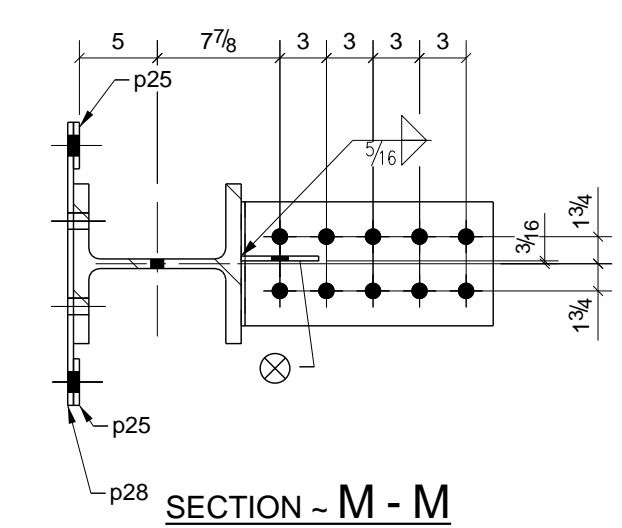
1	For Fabrication F&F	04-01-11	TMc	TH
0	For Fabrication F&F	3/11/11	TMc	TH
A	For Approval	01/03/11	TMc	TAN

REV.	DESCRIPTION	DATE	DWN	CHK
GENERAL NOTES				
MATERIAL: A992 U/N ELECTRODES: E70XX LH REF. DRG.				JOB USE
HOLES: 13/16 DIA. U/N CONNS: A325N - U.N.				SHOP
SURFACE PREP. AND PAINT: SSSP-SP3 #30-18, Red Oxide				APPROVAL

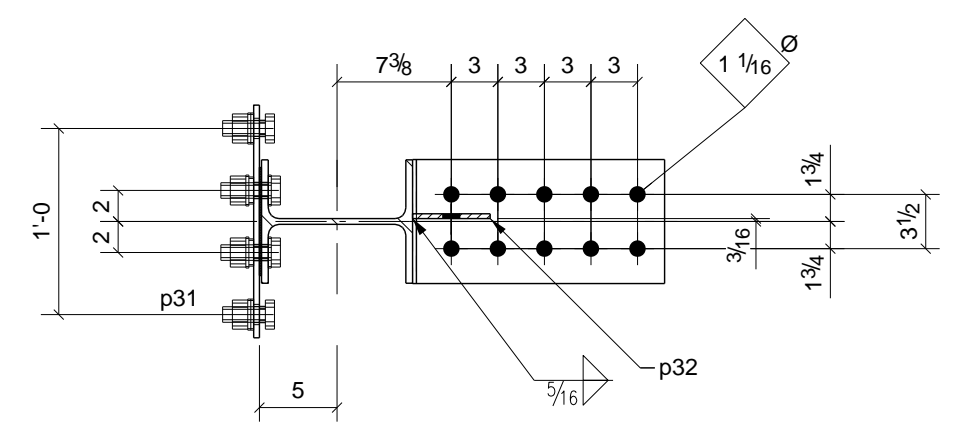
DESCRIPTION: HOIST BEAM & RTU SUPPORTS		DRAWN BY: TMc
PROJ. NAME: St Marys Medical Center	DATE: 01/02/2011	CHKD. BY: TAN
LOCATION: 1102 Million Dollar Highway, St. Marys, PA.	DATE: 02/25/2011	JOB No. 3-21375
CONTRACTOR: Hallstrom Construction, Inc. ARCH/ENG: KTH Architects, Inc./Lee-Simpson Assoc., Inc.	DATE: 02/25/2011	REV. 1
Altoona Pipe And Steel Supply Co. 1128 Ninth Avenue Altoona, Pa 16603-0112 (814) 944-1631		



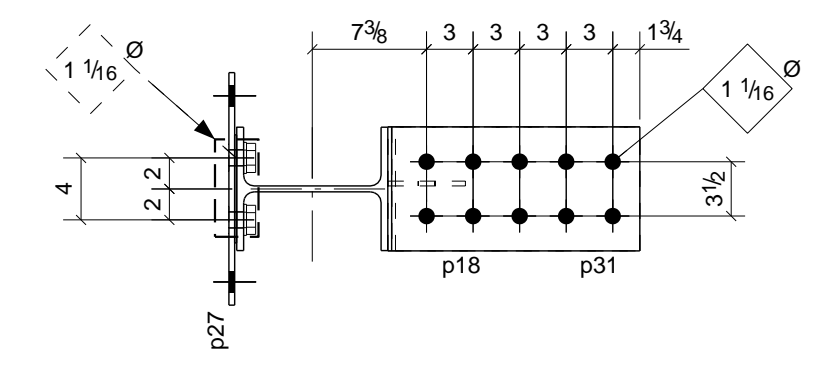
SECTION - B - B



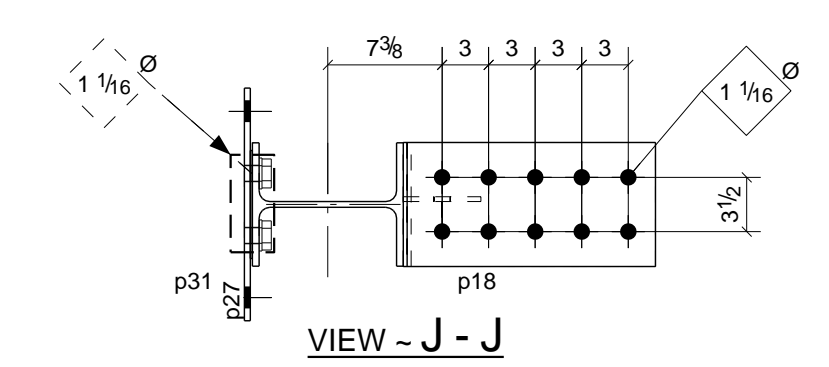
SECTION - M - M



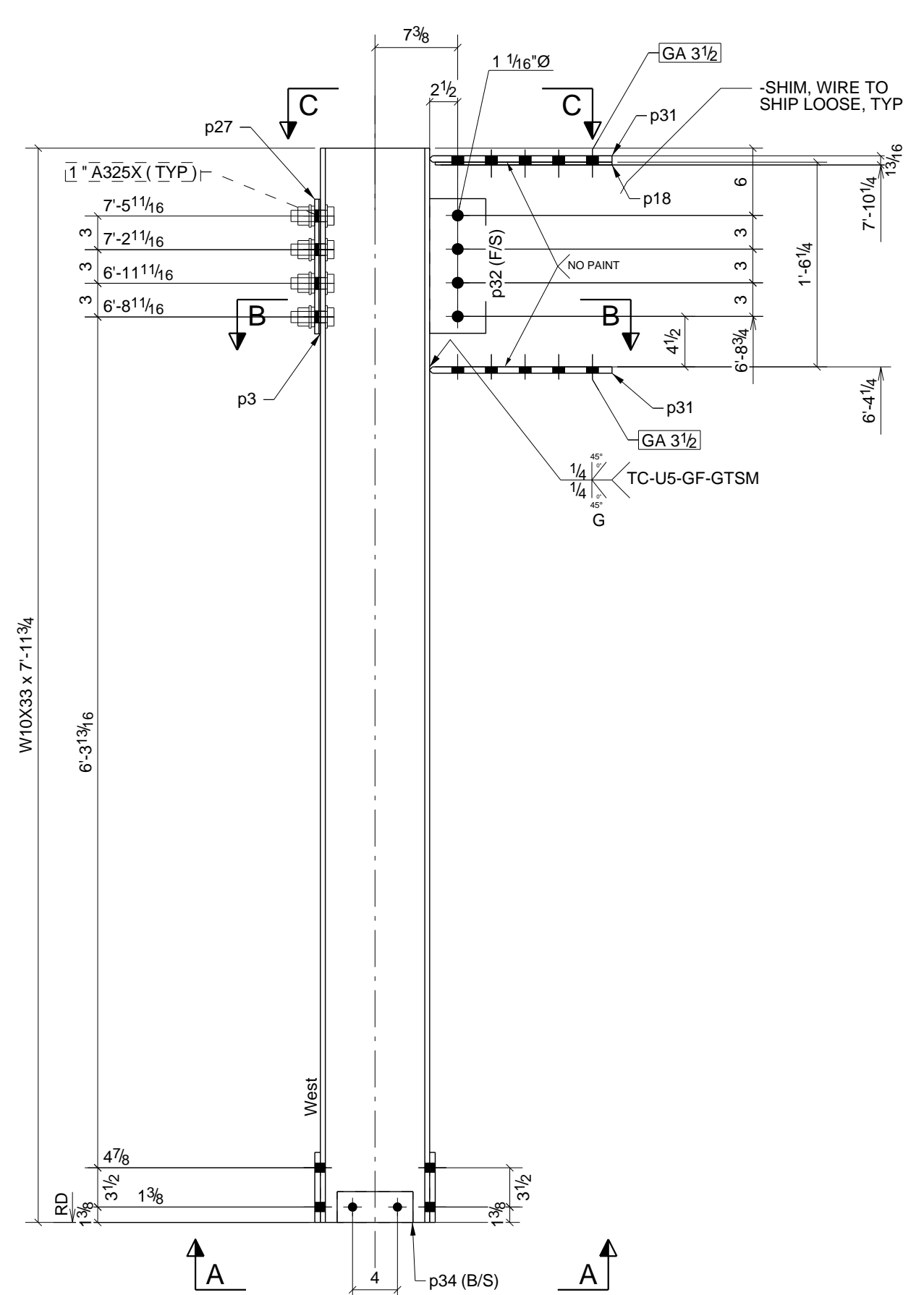
SECTION - I - I



SECTION - C - C

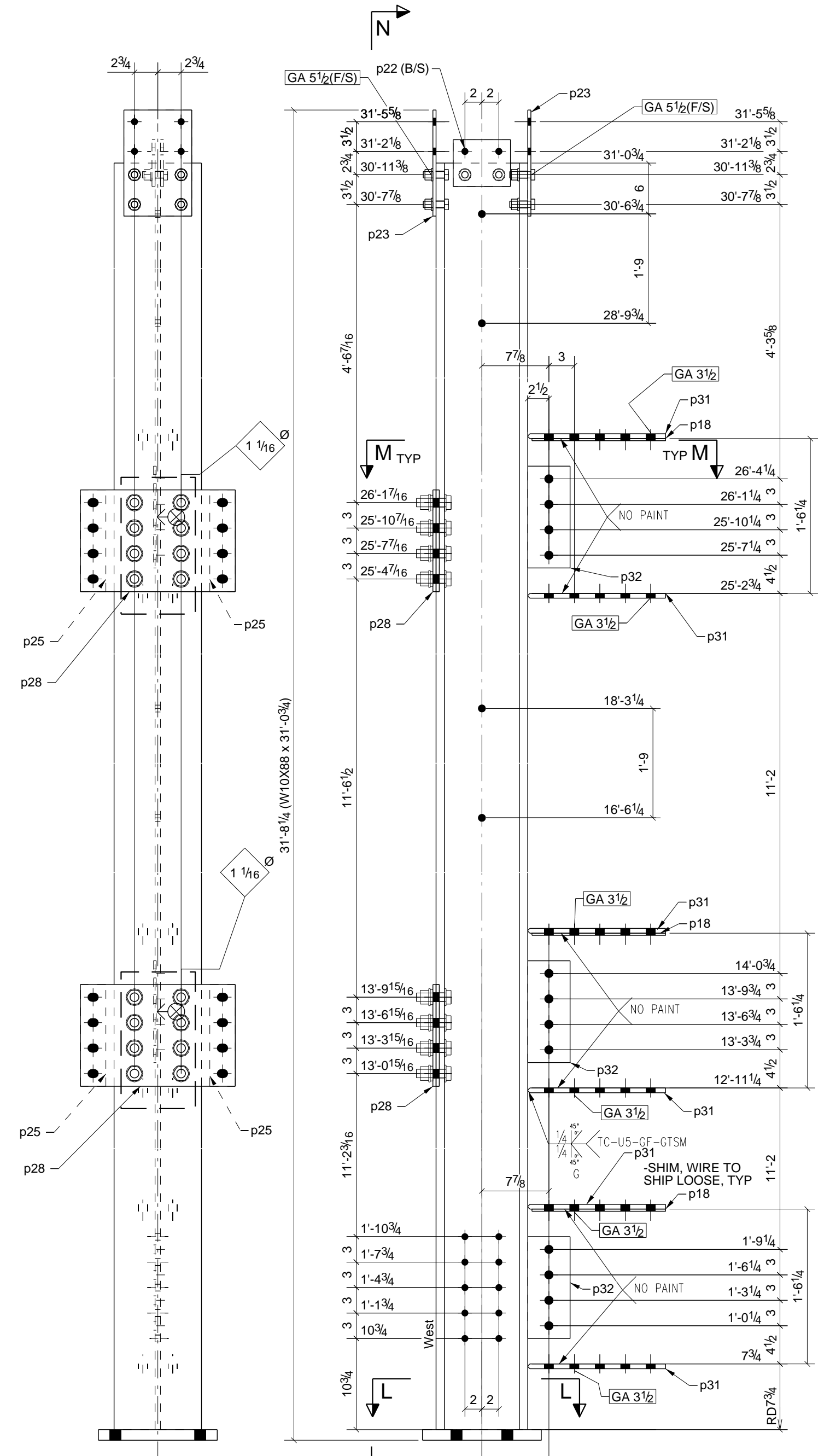


VIEW - J - J



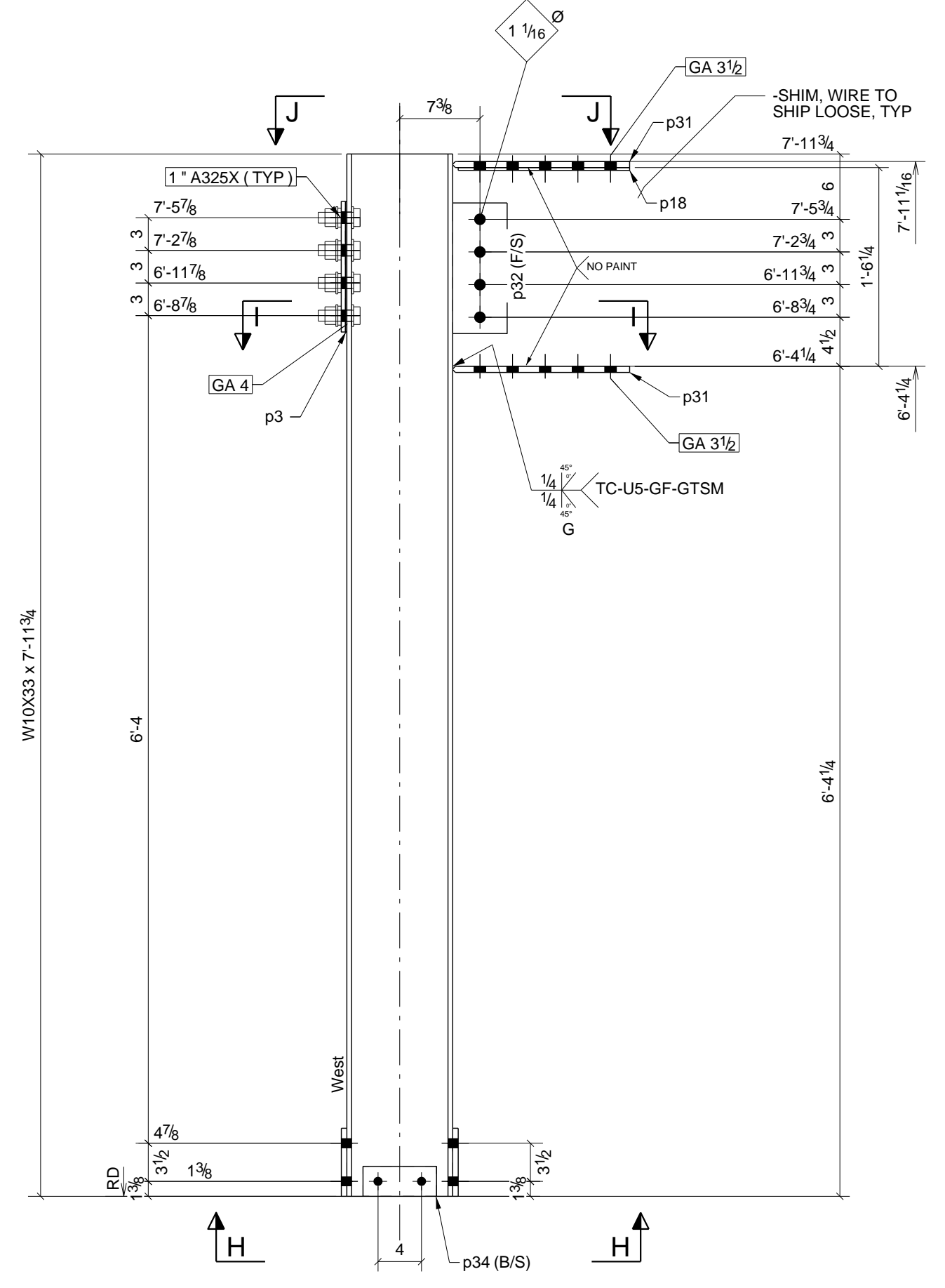
SECTION - A - A

ONE - COLUMN - 2C1



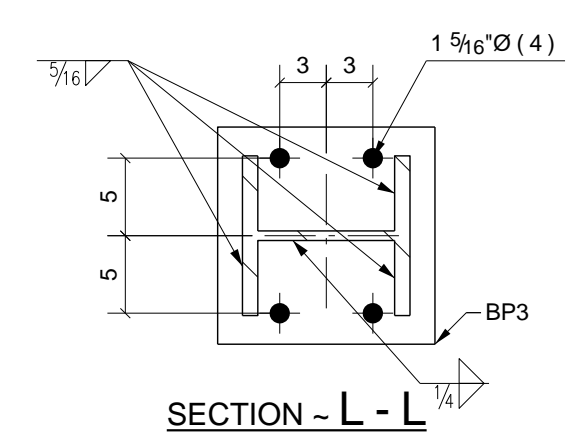
VIEW - N - N

ONE - COLUMN - 2C2



SECTION - H - H

ONE - COLUMN - 2C3



SECTION - L - L

ONE - COLUMN - 2C2

GRID LOCATION	BOTTOM ELEVATION
A/S	1884'-1"

W	9 3/4" x 1/4"
F	7 15/16" x 7/16"

GRID LOCATION	BOTTOM ELEVATION
A/4	1884'-1"

W	9 3/4" x 1/4"
F	7 15/16" x 7/16"

GRID LOCATION	BOTTOM ELEVATION
A/4	1852'-11"

W	10 13/16" x 9/16"
F	10 5/16" x 1"

PHASE					BILL OF MATERIAL						
1	2	3	4	5	SHIP MARK	NO PCS	DESCRIPTION	LENGTH	PIECE MARK	REMARKS - PROC./GR.	ABM #
0	0	0	1	0	1	2C1	1	W10X33	7'-11 3/4"	SQ-2 A992	C4
							1	PL1/8"X6 15/16"	1'-0"	p3	A36
							1	BAR1/4"X8"	1'-3 3/4"	p18	A36
							1	BAR3/8"X12"	1'-3"	p27	A36
							2	BAR9/16"X8"	1'-4 1/4"	p31	A572-50
							1	BAR5/16"X5"	1'-0"	p32	A36
							2	BAR1/2"X6 1/4"	0'-8"	p33	A36
							2	PL1/16"X2 3/4"	0'-6 3/4"	p34	A36
							8	1"Ø A325X BOLT	0'-3 1/4"		
1	0	0	0	0	1	2C2	1	W10X88	31'-0 3/4"	SQ-2 A992	C5
							1	PL 1/4"X14"	1'-2"	BP3	A36
							3	BAR1/4"X8"	1'-3 3/4"	p18	A36
							2	PL3/8"X5 1/2"	0'-6 3/4"	p22	A36
							2	BAR3/8"X8"	1'-0 1/2"	p23	A36
							4	BAR3/8"X3"	1'-0"	p25	A36
							2	BAR3/8"X12"	1'-6 1/4"	p28	A36
							6	BAR9/16"X8"	1'-4 1/4"	p31	A572-50
							3	BAR5/16"X5"	1'-0"	p32	A36
							16	1"Ø A325X BOLT	0'-3 1/2"		
							10	3/4"Ø A325N BOLT	0'-2 1/2"		
0	0	0	1	0	1	2C3	1	W10X33	7'-11 3/4"	SQ-2 A992	C6
							1	PL1/8"X6 15/16"	1'-0"	p3	A36
							1	BAR1/4"X8"	1'-3 3/4"	p18	A36
							1	BAR3/8"X12"	1'-3"	p27	A36
							2	BAR9/16"X8"	1'-4 1/4"	p31	A572-50
							1	BAR5/16"X5"	1'-0"	p32	A36
							2	BAR1/2"X6 1/4"	0'-8"	p33	A36
							2	PL1/16"X2 3/4"	0'-6 3/4"	p34	A36
							8	1"Ø A325X BOLT	0'-3 1/4"		

6) APPROVER VERIFY ALL E PLAN ELEVATIONS PRIOR TO FAB.
 5) NO PAINT WITHIN 3" OF OPEN FLG FOR MOMENT FLANGE PLATES
 4) ALL MATERIAL AS NOTED, MOM FLG. CONNS. ARE 7/8" A325SC, 1" BOLTS ARE A325X.
 3) 1-1/4" EDGE DISTANCE UNLESS NOTED.
 2) GRIND ALL ROUGH EDGES SMOOTH
 1) ALL WELDS 3/16" FILLETS OR BUTT WELDS, UNLESS NOTED, PROCEDURES PER AWS D.1.1 LATEST REV.

GENERAL NOTES:

REV.	DESCRIPTION	DATE	DWN	CHK
A	For Approval	12/27/10	TMc	TAN
0	For Fabrication F&F	3/07/11	TMc	TH

GENERAL NOTES

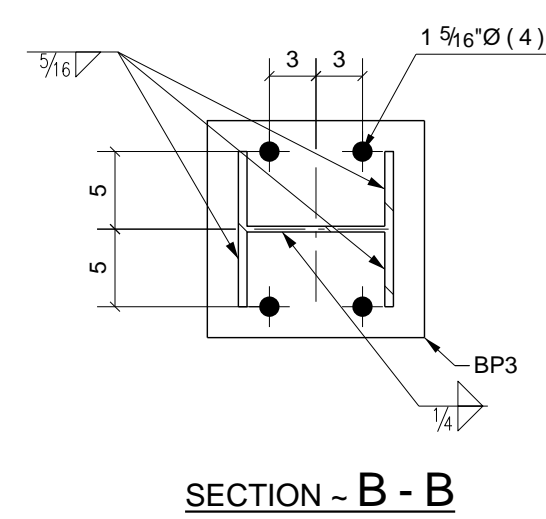
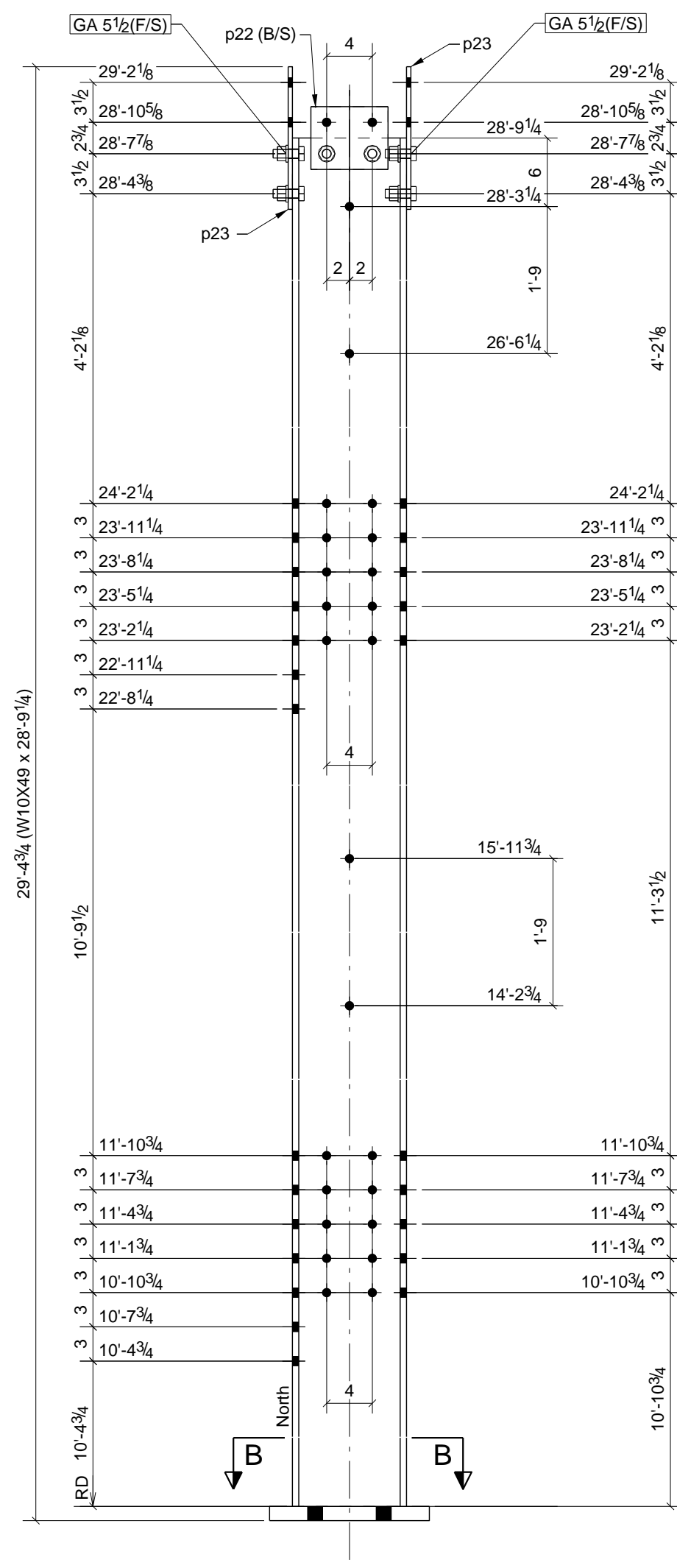
MATERIAL: A992 UN ELECTRODES: E70XX LH REF. DRG.
 HOLES: 13/16 DIA. UN CONNS: A325N - U.N.
 SURFACE PREP. AND PAINT:
 SS-PC-SP3
 #30-18, Red Oxide

DESCRIPTION: COLUMN DETAILS

PROJ. NAME: St Marys Medical Center
 LOCATION: 1102 Million Dollar Highway, St. Marys, PA.
 CONTRACTOR: Hallstrom Construction, Inc. ARCH/ENG: KTH Architects, Inc./Lee-Simpson Assoc., Inc.

DATE: 12/26/2010
 CHKD. BY: TH
 DATE: 12/26/2010
 JOB No.: 3-21375
 DRG. No.: 2 REV. 0

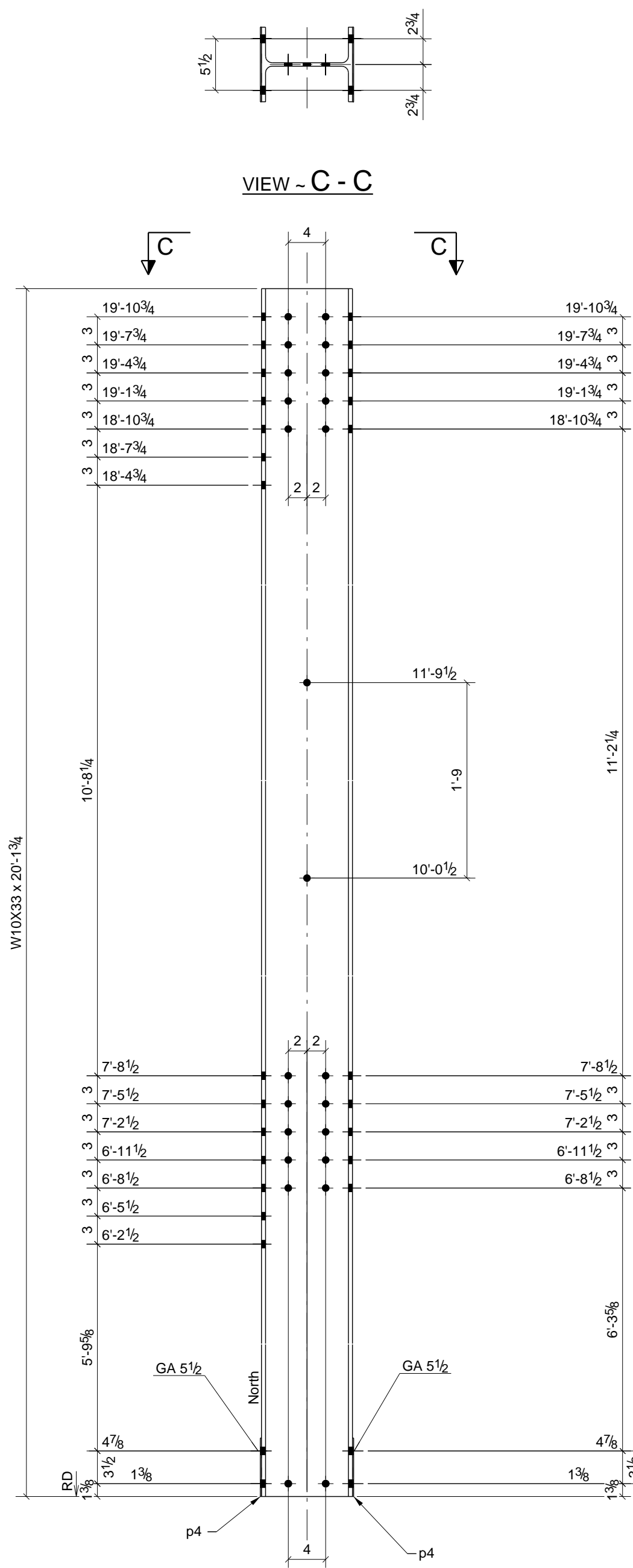
Altoona Pipe And Steel Supply Co.
 1128 Ninth Avenue
 Altoona, Pa 16603-0112
 (814) 944-1631



ONE - COLUMN - 7C1

GRID LOCATION	BOTTOM ELEVATION
D/5	1842'-11"

W 10" x 49"
F 10' x 11'6"




VIEW - C - C

ONE - COLUMN - 7C2

GRID LOCATION	BOTTOM ELEVATION
D/5	1871'-9 1/2"

W 10" x 33"
F 9'3 1/4" x 11'6"



SECTION - E - E

ONE - COLUMN - 7C3

GRID LOCATION	BOTTOM ELEVATION
D/4	1842'-11"

W 10" x 45"
F 10'1 1/8" x 11'6"

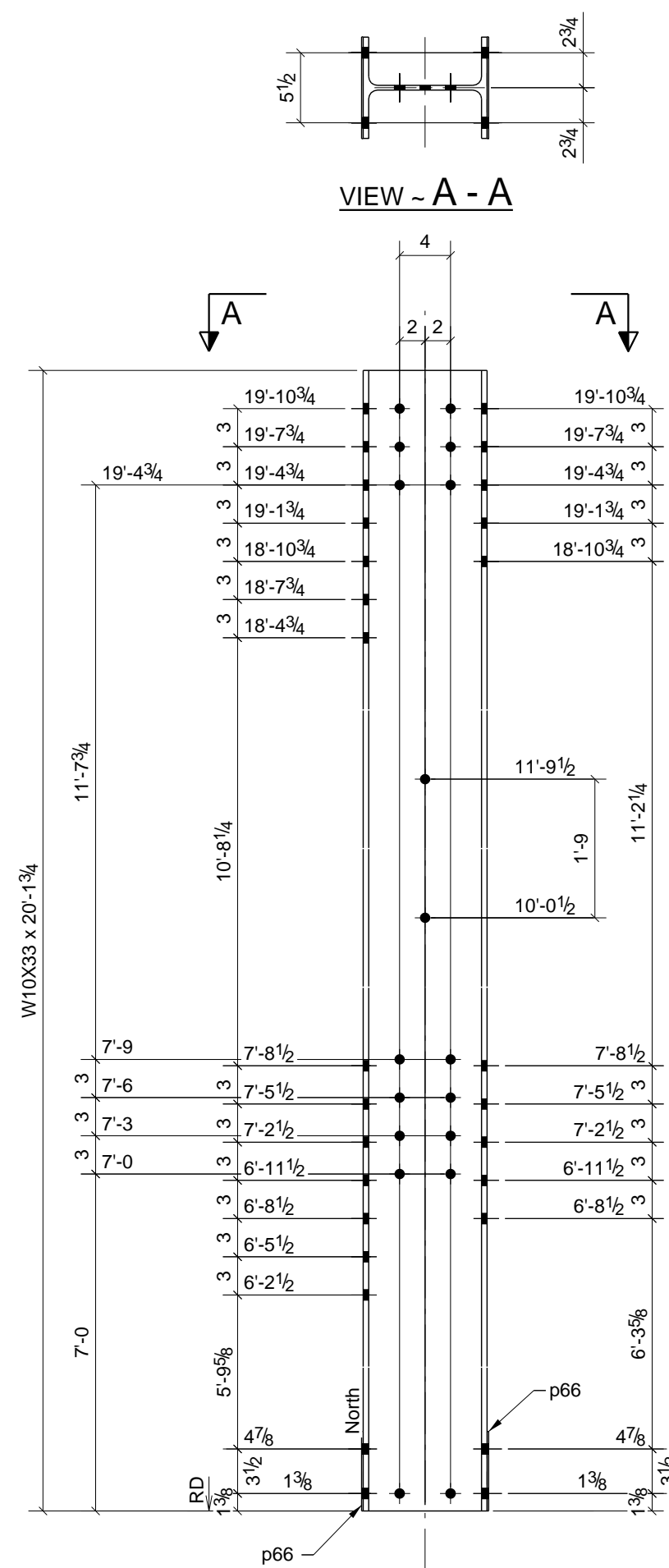
PHASE					BILL OF MATERIAL						
1	2	3	4	5	SHIP MARK	NO PCS	DESCRIPTION	LENGTH	PIECE MARK	REMARKS - PROC./GR.	ABM #
1	0	0	0	0	7C1	1	W10X49	28'-9 1/4"		SQ-2 A992	C19
						1	PL1 1/4"X14"	1'-2"	BP3	A36	
						2	PL3/8"X5 1/2"	0'-6 3/4"	p22	A36	
						2	BAR3/8"X8"	1'-0 1/2"	p23	A36	
						10	3/4"Ø A325N BOLT	0'-2 1/4"			
						1	7C2	20'-1 3/4"		SQ-2 A992	C20
						2	BAR1/8"X6 1/4"	0'-8"	p4	A36	
						1	7C3	28'-9"		SQ-2 A992	C21
						1	PL1 1/2"X14"	1'-2"	BP2	A36	
						2	BAR3/8"X5 1/2"	0'-6 3/4"	p22	A36	
						2	BAR3/8"X8"	1'-0 1/2"	p23	A36	
						10	3/4"Ø A325N BOLT	0'-2 1/4"			

- 6) APPROVER VERIFY ALL E PLAN ELEVATIONS PRIOR TO FAB.
 5) NO PAINT WITHIN 3" OF OPEN HOLES FOR MOMENT FLANGE PLATES
 4) ALL MATERIAL AS NOTED. MOM FLG. CONNS. ARE 7/8" A325SC, 1" BOLTS ARE A325X.
 3) 1-1/4" EDGE DISTANCE UNLESS NOTED.
 2) GRIND ALL ROUGH EDGES SMOOTH
 1) ALL WELDS 3/16" FILLETS OR BUTT WELDS, UNLESS NOTED, PROCEDURES PER AWS D.1.1 LATEST REV.

GENERAL NOTES:

REV.	DESCRIPTION	DATE	DWN	CHK
A	For Approval	12/27/10	TMc	TAN
0	For Fabrication F&F	3/07/11	TMc	TH

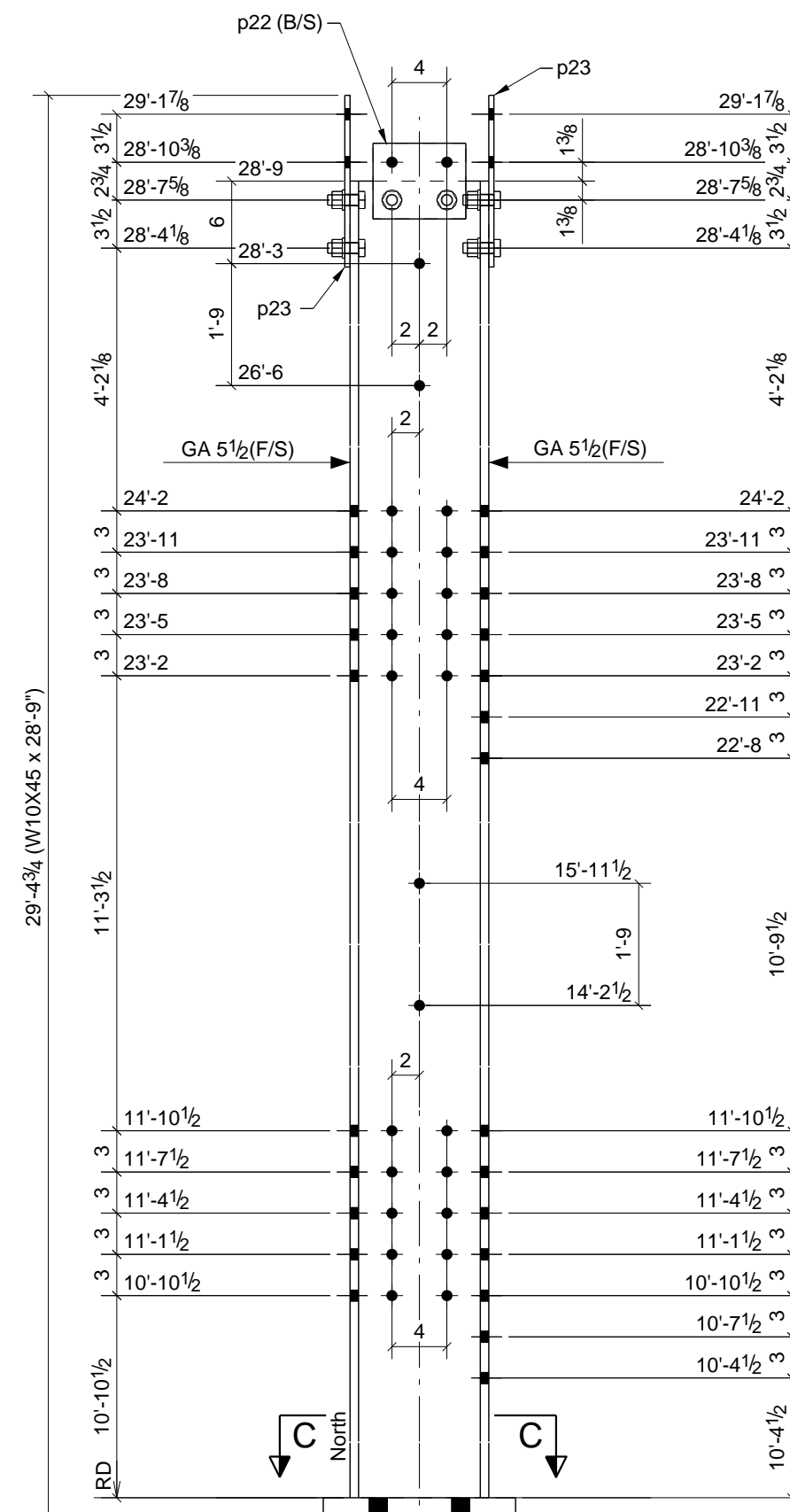
GENERAL NOTES				JOB USE
MATERIAL: A992	U/N	ELECTRODES: E70XX LH	REF. DRG.	
HOLES: 13/16	DIA. U/N	CONNS: A325N - U.N.		SHOP
SURFACE PREP. AND PAINT:	SSPC-SP3 #30-18, Red Oxide			APPROVAL
DESCRIPTION:	COLUMN DETAILS			
PROJ. NAME	St Marys Medical Center			DRAWN BY TMc
LOCATION	1102 Million Dollar Highway, St. Marys, PA.			DATE 12/28/2010
CONTRACTOR	Hallstrom Construction, Inc.	ARCH/ENG.	KTH Architects, Inc./Lee-Simpson Assoc., Inc	CHKD. BY TH
Altoona Pipe And Steel Supply Co. 1128 Ninth Avenue Altoona, Pa 16603-0112 (814) 944-1631				DATE
				JOB No. 3-21375
				DRG. No. 7
				REV. 0



ONE - COLUMN - 10C1

GRID LOCATION	BOTTOM ELEVATION
F/5	1871'-9"1/2

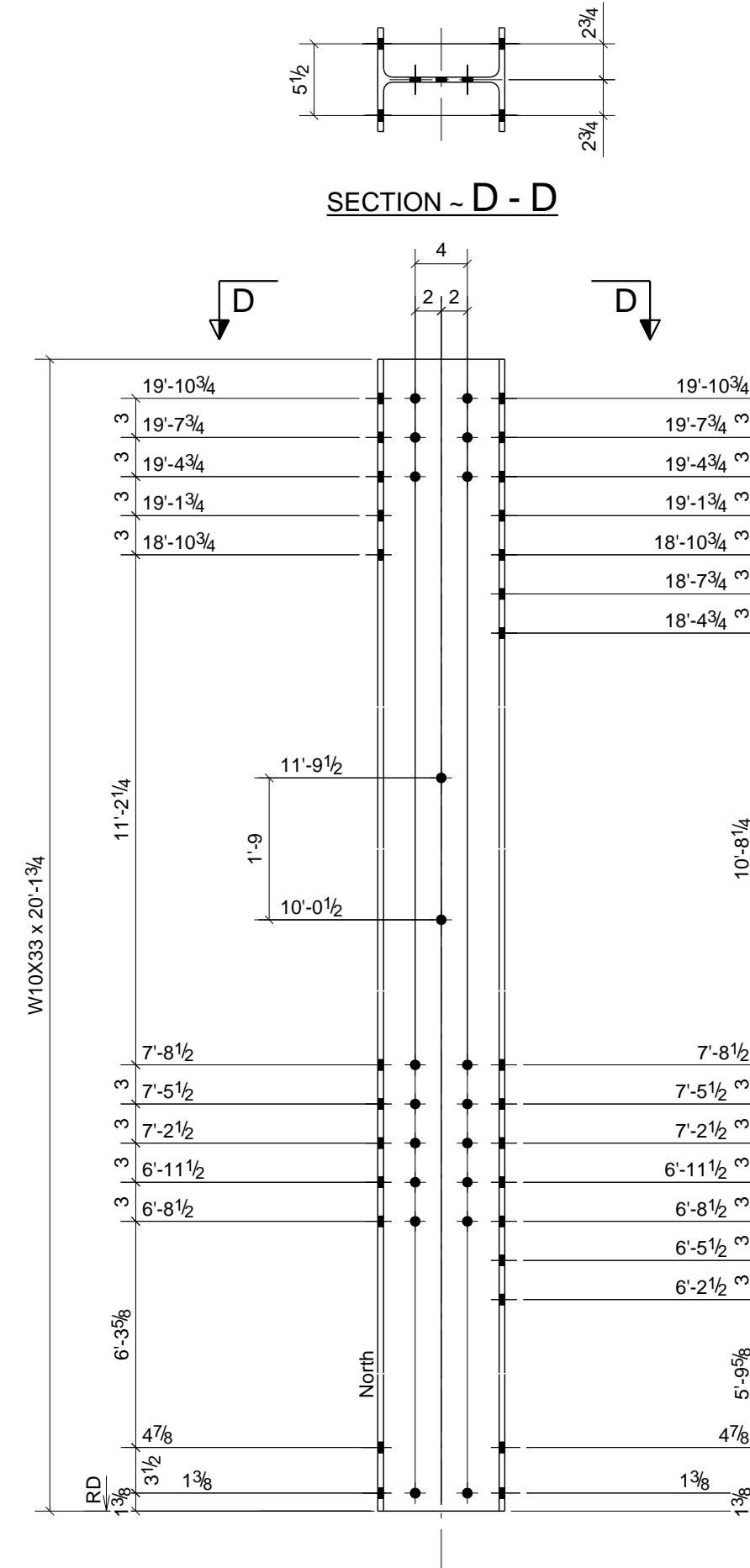
W 9 3/4" x 13 1/4"
F 7 15/16" x 7/16"



ONE - COLUMN - 10C2

GRID LOCATION	BOTTOM ELEVATION
F/4	1842'-11"

W 10 1/8" x 3 3/8"
F 8" x 5/8"



ONE - COLUMN - 10C3

GRID LOCATION	BOTTOM ELEVATION
F/4	1871'-9"1/2

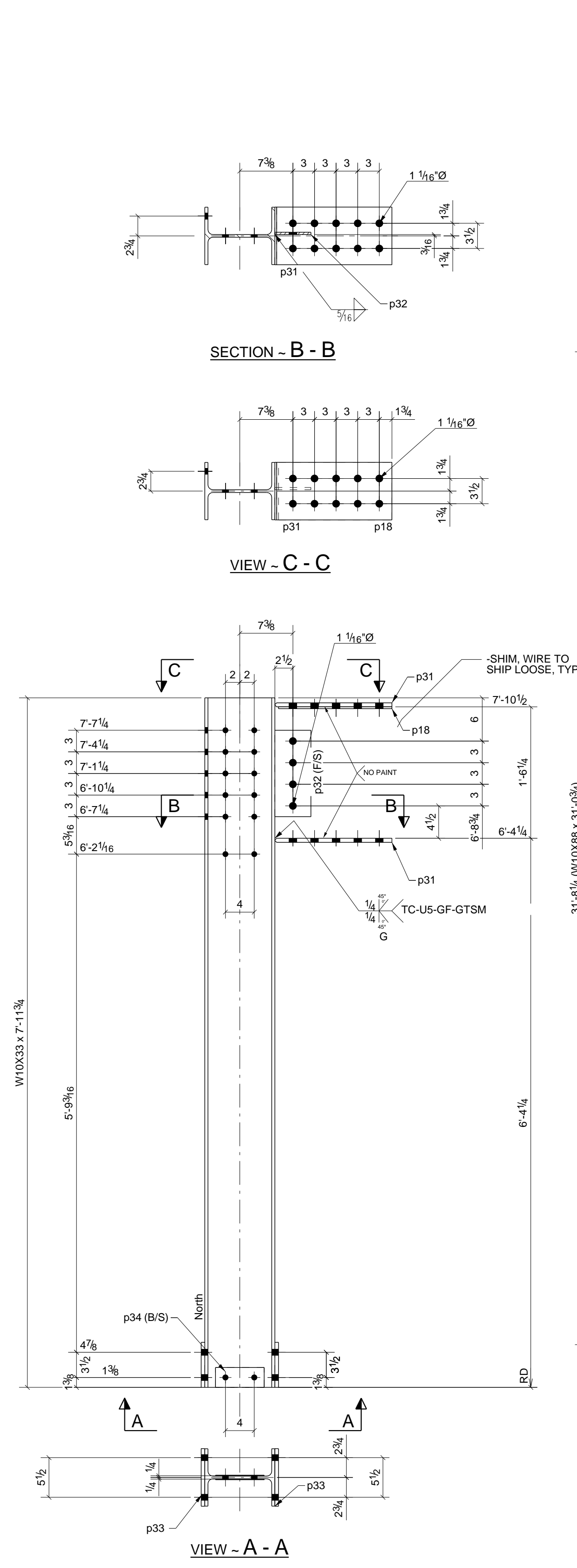
W 9 3/4" x 13 1/4"
F 7 15/16" x 7/16"

PHASE					BILL OF MATERIAL						
1	2	3	4	5	SHIP MARK	NO PCS	DESCRIPTION	LENGTH	PIECE MARK	REMARKS - PROC./GR.	ABM #
0	0	1	0	0	1	10C1	1	W10X33	20'-1 3/4"	SO-2 A992	C28
							2	BAR1/8"X6 1/4"	0'-8"	p66	A36
1	0	0	0	0	1	10C2	1	W10X45	28'-9"	SO-2 A992	C29
							1	PL 1/2"X14"	1'-2"	BP2	A36
							2	PL3/8"X5 1/2"	0'-6 3/4"	p22	A36
							2	BAR3/8"X8"	1'-0 1/2"	p23	A36
							10	3/4"Ø A325N BOLT	0'-2 1/4"		
					1	10C3	1	W10X33	20'-1 3/4"	SO-2 A992	C30

- 6) APPROVER VERIFY ALL E PLAN ELEVATIONS PRIOR TO FAB.
 5) NO PAINT WITHIN 3" OF OPEN FLG. FOR MOMENT FLANGE PLATES
 4) ALL MATERIAL AS NOTED, MOM FLG. CONNS. ARE 7/8" A325SC, 1" BOLTS ARE A325X.
 3) 1-1/4" EDGE DISTANCE UNLESS NOTED.
 2) GRIND ALL ROUGH EDGES SMOOTH
 1) ALL WELDS 3/16" FILLETS OR BUTT WELDS, UNLESS NOTED, PROCEDURES PER AWS D.1.1 LATEST REV.

GENERAL NOTES:

A	For Approval	12/27/10	TMc	TAN
0	For Fabrication F&F	3/07/11	TMc	TH
REV.	DESCRIPTION	DATE	DWN	CHK
GENERAL NOTES				
MATERIAL: A992	UN	ELECTRODES: E70XX LH	REF. DRG.	JOB USE
HOLES: 13/16	DIA. UN	CONNS: A325N - UN.		SHOP
SURFACE PREP. AND PAINT:				APPROVAL
SSPC-SP3 #30-18, Red Oxide				
DESCRIPTION: COLUMN DETAILS				
PROJ. NAME	St Marys Medical Center			DRAWN BY
LOCATION	1102 Million Dollar Highway, St. Marys, PA.			TMc
CONTRACTOR	Hallstrom Construction, Inc.	ARCH/ENG.	KTH Architects, Inc./Lee-Simpson Assoc., Inc.	DATE
Altoona Pipe And Steel Supply Co.				DATE
1128 Ninth Avenue				JOB No.
Altoona, Pa 16603-0112				3-21375
(814) 944-1631				REV. 0



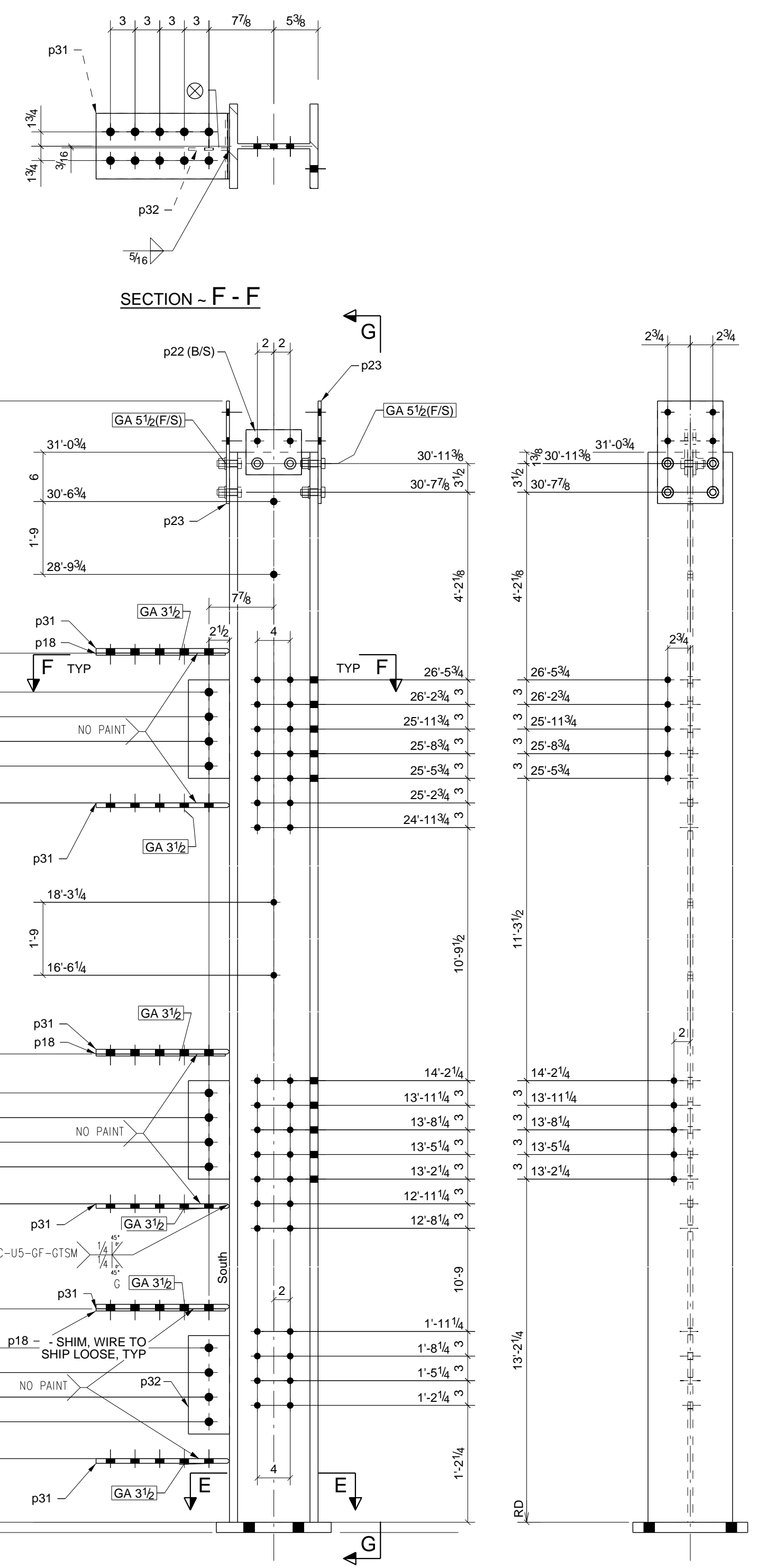
ONE - COLUMN - 11C1

GRID LOCATION	BOTTOM ELEVATION
F/3	1884'-1"

W | 9 3/4" x 14"
F | 7 15/16" x 31/16"

GRID LOCATION	BOTTOM ELEVATION
F/3	1852'-11"

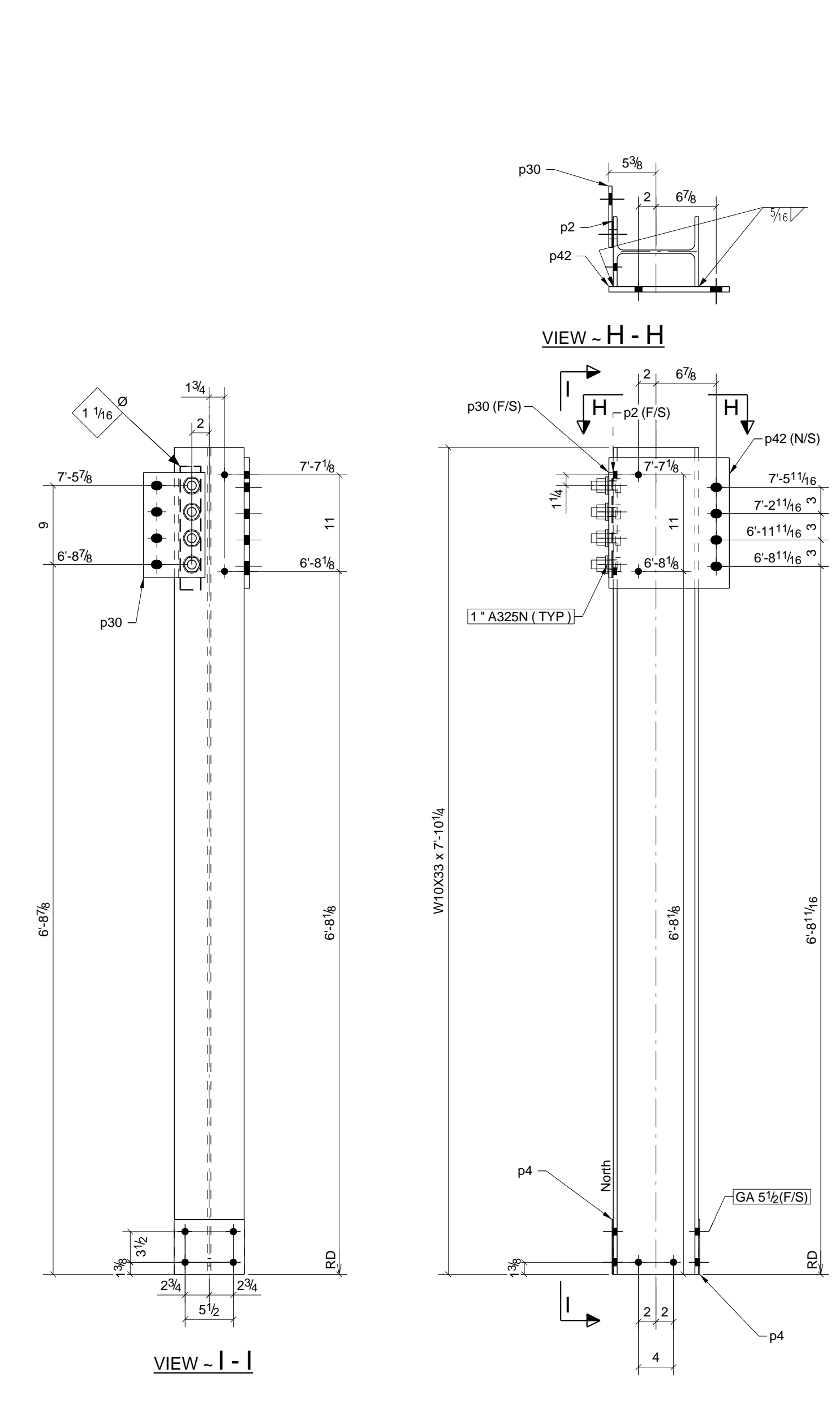
W | 10 13/16" x 9 1/16"
F | 10 5/16" x 1"



ONE - COLUMN - 11C2

GRID LOCATION	BOTTOM ELEVATION
G/2	1884'-1"

W | 9 3/4" x 14"
F | 7 15/16" x 31/16"



ONE - COLUMN - 11C3

GRID LOCATION	BOTTOM ELEVATION
G/2	1884'-1"

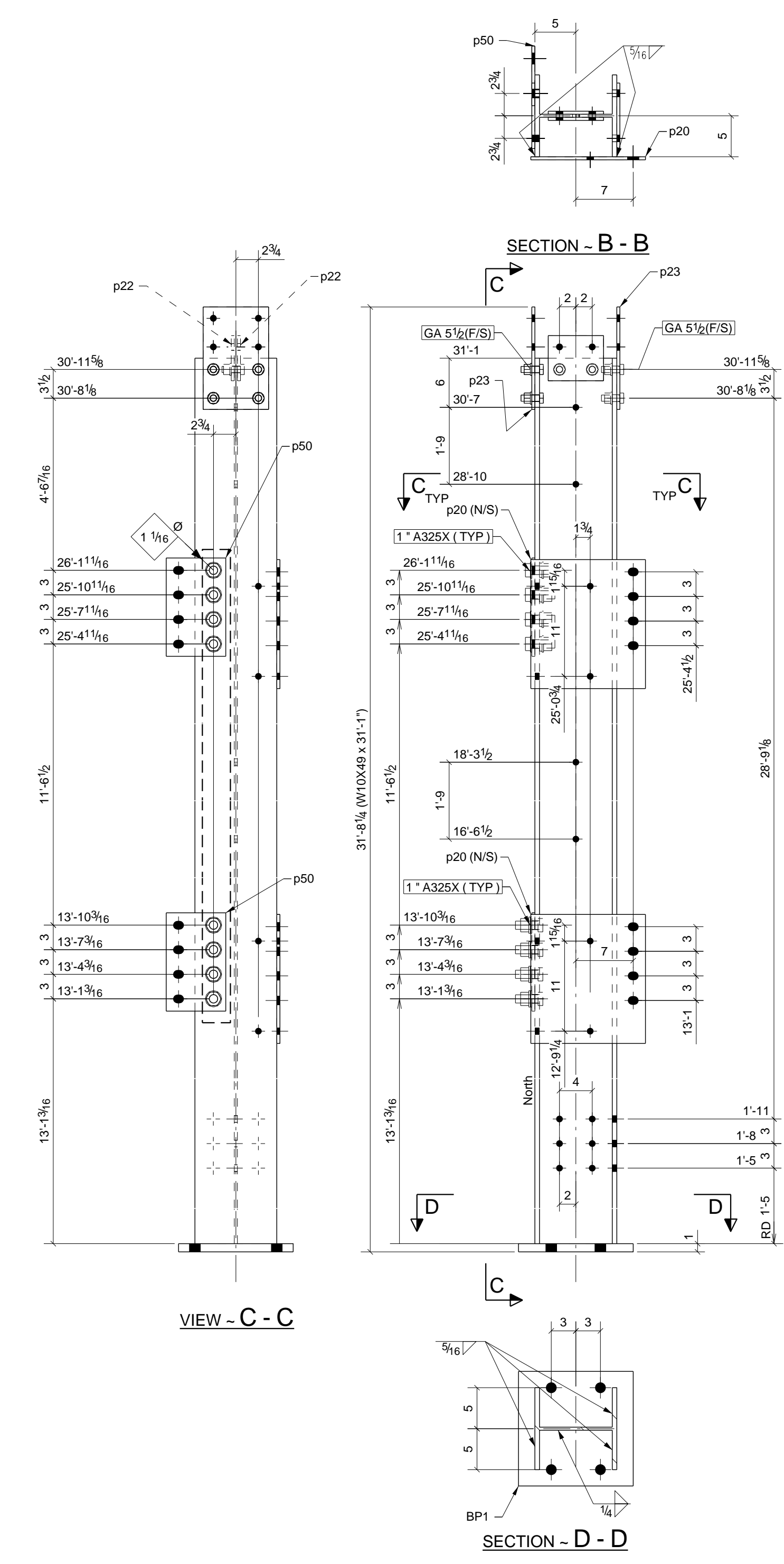
W | 9 3/4" x 14"
F | 7 15/16" x 31/16"

PHASE					BILL OF MATERIAL						
1	2	3	4	5	SHIP MARK	NO PCS	DESCRIPTION	LENGTH	PIECE MARK	REMARKS - PROC./GR.	ABM #
0	0	0	1	0	11C1	1	W10X33	7'-11 3/4"		SQ-2 A992	C31
						1	BAR 1/4" X 8"	1'-3 3/4"	p18	A36	
						2	BAR 9/16" X 8"	1'-4 1/4"	p31	A572-50	
						1	BAR 5/16" X 5"	1'-0"	p32	A36	
						2	BAR 1/2" X 6 1/4"	0'-8"	p33	A36	
						2	PL 1/16" X 2 3/4"	0'-6 3/4"	p34	A36	
1	0	0	0	0	11C2	1	W10X88	31'-0 3/4"		SQ-2 A992	C32
						1	PL 1/4" X 14"	1'-2"	BP3	A36	
						3	BAR 1/4" X 8"	1'-3 3/4"	p18	A36	
						2	PL 3/8" X 5 1/2"	0'-6 3/4"	p22	A36	
						2	BAR 3/8" X 8"	1'-0 1/2"	p23	A36	
						6	BAR 9/16" X 8"	1'-4 1/4"	p31	A572-50	
						3	BAR 5/16" X 5"	1'-0"	p32	A36	
						10	3/4" Ø A325N BOLT	0'-2 1/2"			
						1	W10X33	7'-10 1/4"		SQ-2 A992	C33
0	0	0	1	0		1	BAR 1/8" X 3"	1'-0"	p2	A36	
						2	BAR 1/8" X 6 1/4"	0'-8"	p4	A36	
						1	BAR 3/8" X 7"	1'-0"	p30	A36	
						1	PL 5/8" X 13 3/4"	1'-2 7/8"	p42	A36	
						4	1" Ø A325X BOLT	0'-3 1/4"			

- 6) APPROVER VERIFY ALL E PLAN ELEVATIONS PRIOR TO FAB.
 5) NO PAINT WITHIN 3" OF OPEN HOLES FOR MOMENT FLANGE PLATES
 4) ALL MATERIAL AS NOTED, MOM FLG. CONNS. ARE 7/8" A325SC, 1" BOLTS ARE A325X.
 3) 1-1/4" EDGE DISTANCE UNLESS NOTED.
 2) GRIND ALL ROUGH EDGES SMOOTH
 1) ALL WELDS 3/16" FILLETS OR BUTT WELDS, UNLESS NOTED, PROCEDURES PER AWS D.1.1 LATEST REV.

GENERAL NOTES:

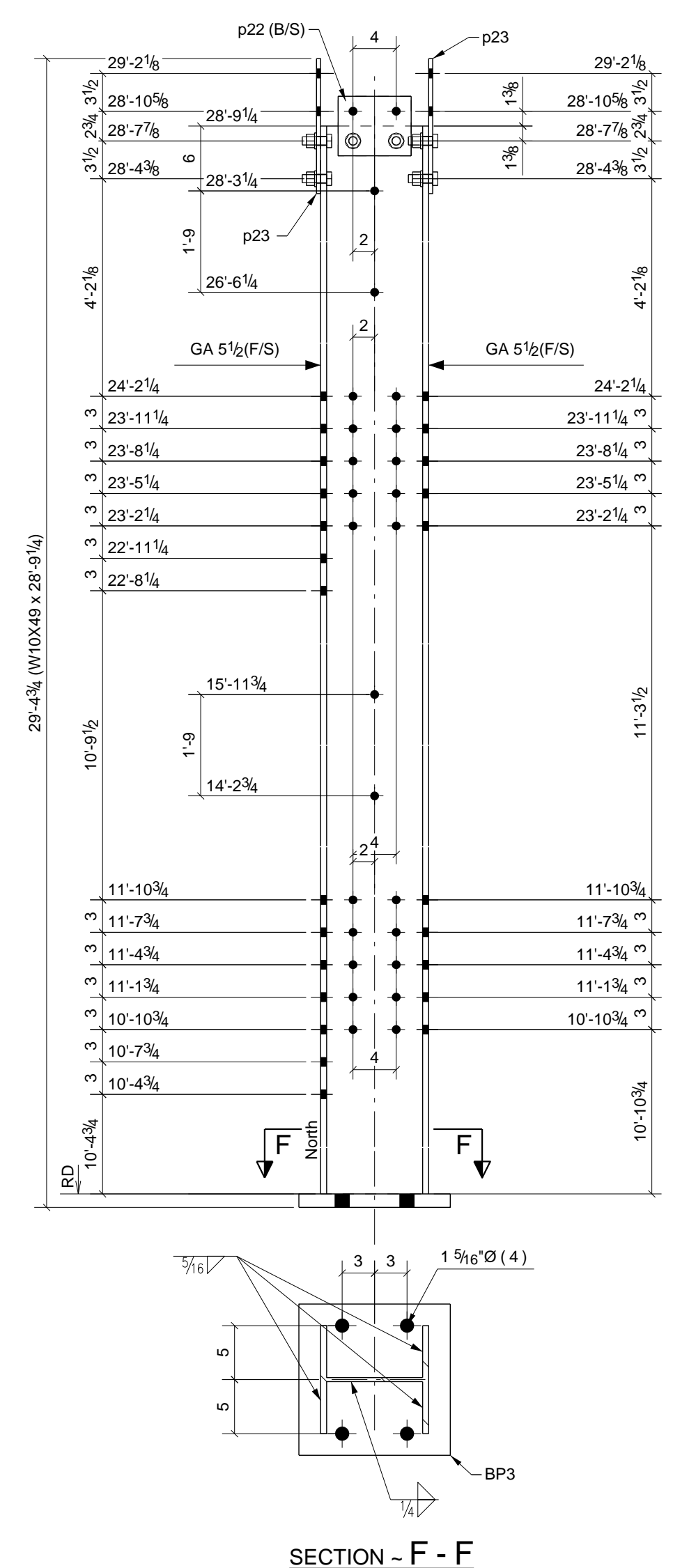
A	For Approval	12/27/10	TMc	TAN
0	For Fabrication F&F	3/07/11	TMc	TH
REV.	DESCRIPTION	DATE	DWN	CHK
GENERAL NOTES				
MATERIAL: A992	UN	ELECTRODES: E70XX LH	REF. DRG.	JOB USE
HOLES: 13/16	DIA. UN	CONNS: A325N - UN.		SHOP
SURFACE PREP. AND PAINT:				APPROVAL
SSPC-SP3 #30-18, Red Oxide				
DESCRIPTION: COLUMN DETAILS				
PROJ. NAME	St Marys Medical Center			DRAWN BY
LOCATION	1102 Million Dollar Highway, St. Marys, PA.			DATE
CONTRACTOR	Hallstrom Construction, Inc.	ARCH/ENG.	KTH Architects, Inc./Lee-Simpson Assoc., Inc.	CHKD. BY
Altoona Pipe And Steel Supply Co.				DATE
1128 Ninth Avenue Altoona, Pa 16603-0112 (814) 944-1631				JOB No. 3-21375
				REV. 0



ONE - COLUMN - 12C1

GRID LOCATION: G/2 BOTTOM ELEVATION: 1852'-11"

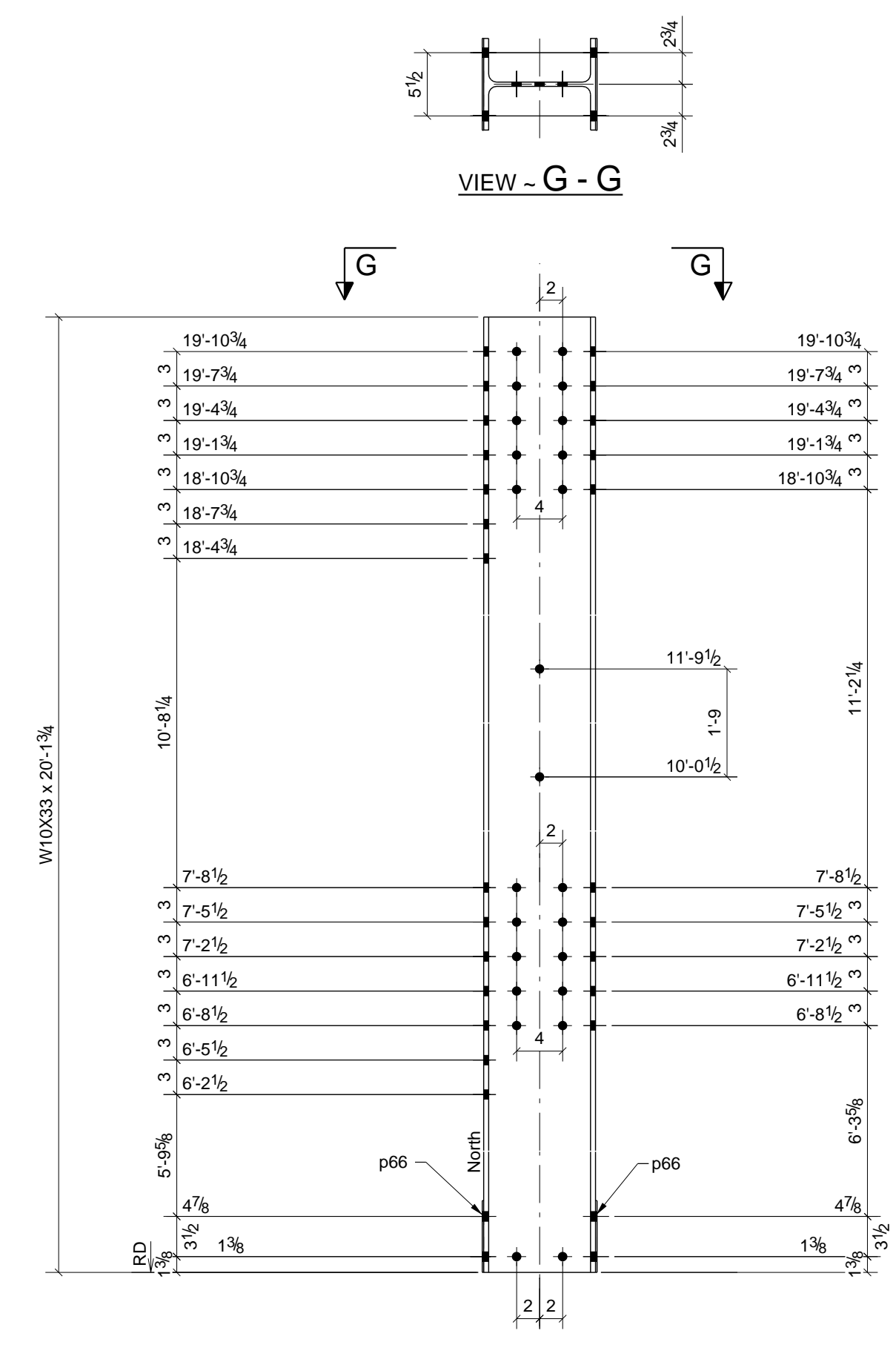
W: 10' x 14" F: 10' x 9 1/16"



ONE - COLUMN - 12C2

GRID LOCATION: H/5 BOTTOM ELEVATION: 1842'-11"

W: 10' x 14" F: 10' x 9 1/16"



ONE - COLUMN - 12C3

GRID LOCATION: H/5 BOTTOM ELEVATION: 1871'-9 1/2"

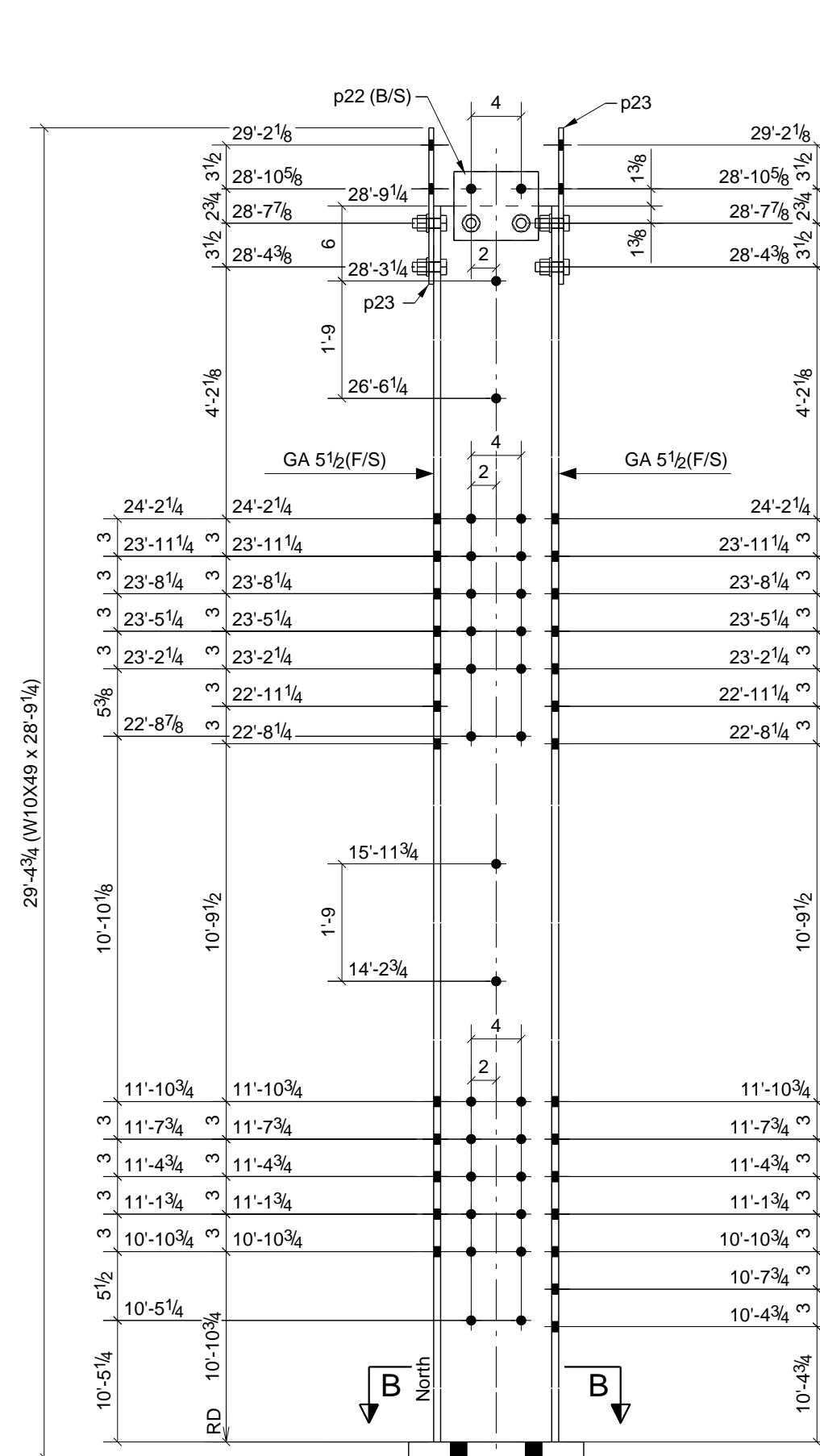
W: 9 3/4' x 14" F: 7 15/16' x 7 1/16"

PHASE					BILL OF MATERIAL							
1	2	3	4	5	SHIP	MARK	NO PCS	DESCRIPTION	LENGTH	PIECE MARK	REMARKS - PROC./GR.	ABM #
1	0	0	0	0	1	12C1	1	W10X49	31'-1"		SQ-2 A992	C34
							1	PL1"X14"	1'-2"	BP1	A36	
							2	PL3/8"X14"	1'-3 3/4"	p20	A36	
							2	PL3/8"X5 1/2"	0'-6 3/4"	p22	A36	
							2	BAR3/8"X8"	1'-0 1/2"	p23	A36	
							2	PL3/8"X7 1/4"	1'-0"	p50	A36	
							8	1"Ø A325X BOLT	0'-3"			
							10	3/4"Ø A325N BOLT	0'-2 1/4"			
							1	12C2	28'-9 1/4"		SQ-2 A992	C35
							1	PL1 1/4"X14"	1'-2"	BP3	A36	
							2	PL3/8"X5 1/2"	0'-6 3/4"	p22	A36	
							2	BAR3/8"X8"	1'-0 1/2"	p23	A36	
							10	3/4"Ø A325N BOLT	0'-2 1/4"			
							1	12C3	20'-1 3/4"		SQ-2 A992	C36
							2	BAR1/8"X6 1/4"	0'-8"	p66	A36	
0	0	1	0	0								

6) APPROVER VERIFY ALL E PLAN ELEVATIONS PRIOR TO FAB.
 5) NO PAINT WITHIN 3" OF OPEN HOLES FOR MOMENT FLANGE PLATES
 4) ALL MATERIAL AS NOTED, MOM FLG. CONNS. ARE 7/8" A325SC, 1" BOLTS ARE A325X.
 3) 1-1/4" EDGE DISTANCE UNLESS NOTED.
 2) GRIND ALL ROUGH EDGES SMOOTH
 1) ALL WELDS 3/16" FILLETS OR BUTT WELDS, UNLESS NOTED, PROCEDURES PER AWS D.1.1 LATEST REV.

GENERAL NOTES:

A	For Approval	12/27/10	TMc	TAN
1	Changed Marks & Details	3/08/11	TMc	TH
0	For Fabrication F&F	3/07/11	TMc	TH
REV.	DESCRIPTION	DATE	DWN	CHK
GENERAL NOTES				
MATERIAL: A992 U/N		ELECTRODES: E70XX LH		REF. DRG.
HOLES: 13/16 DIA. U/N		CONNS: A325N - U.N.		
SURFACE PREP. AND PAINT:		SHOP		
SSPC-SP3 #30-18, Red Oxide		APPROVAL		
DESCRIPTION: COLUMN DETAILS				
PROJ. NAME: St Marys Medical Center		DRAWN BY: TMc		
LOCATION: 1102 Million Dollar Highway, St. Marys, PA.		DATE: 12/26/2010		
CONTRACTOR: Hallstrom Construction, Inc.		CHKD. BY: TH		
ARCH/ENG: KTH Architects, Inc./Lee-Simpson Assoc., Inc.		DATE:		
Altoona Pipe And Steel Supply Co.		JOB No. 3-21375		
1128 Ninth Avenue		DRG. No. 12		
Altoona, Pa 16603-0112		REV. 1		
(814) 944-1631				

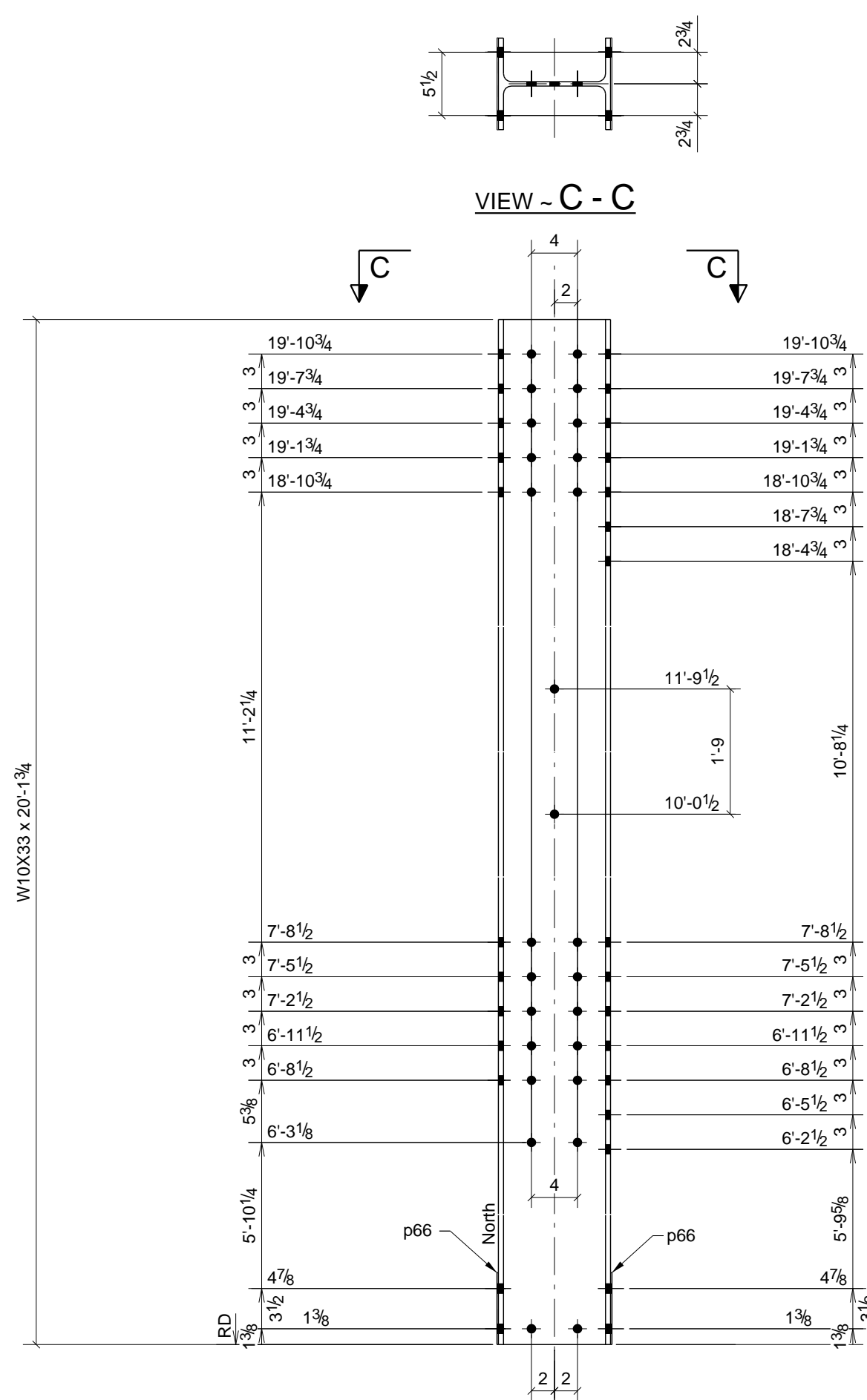


SECTION - B - B

ONE - COLUMN - 13C1

GRID LOCATION	BOTTOM ELEVATION
H4	1842'-11"

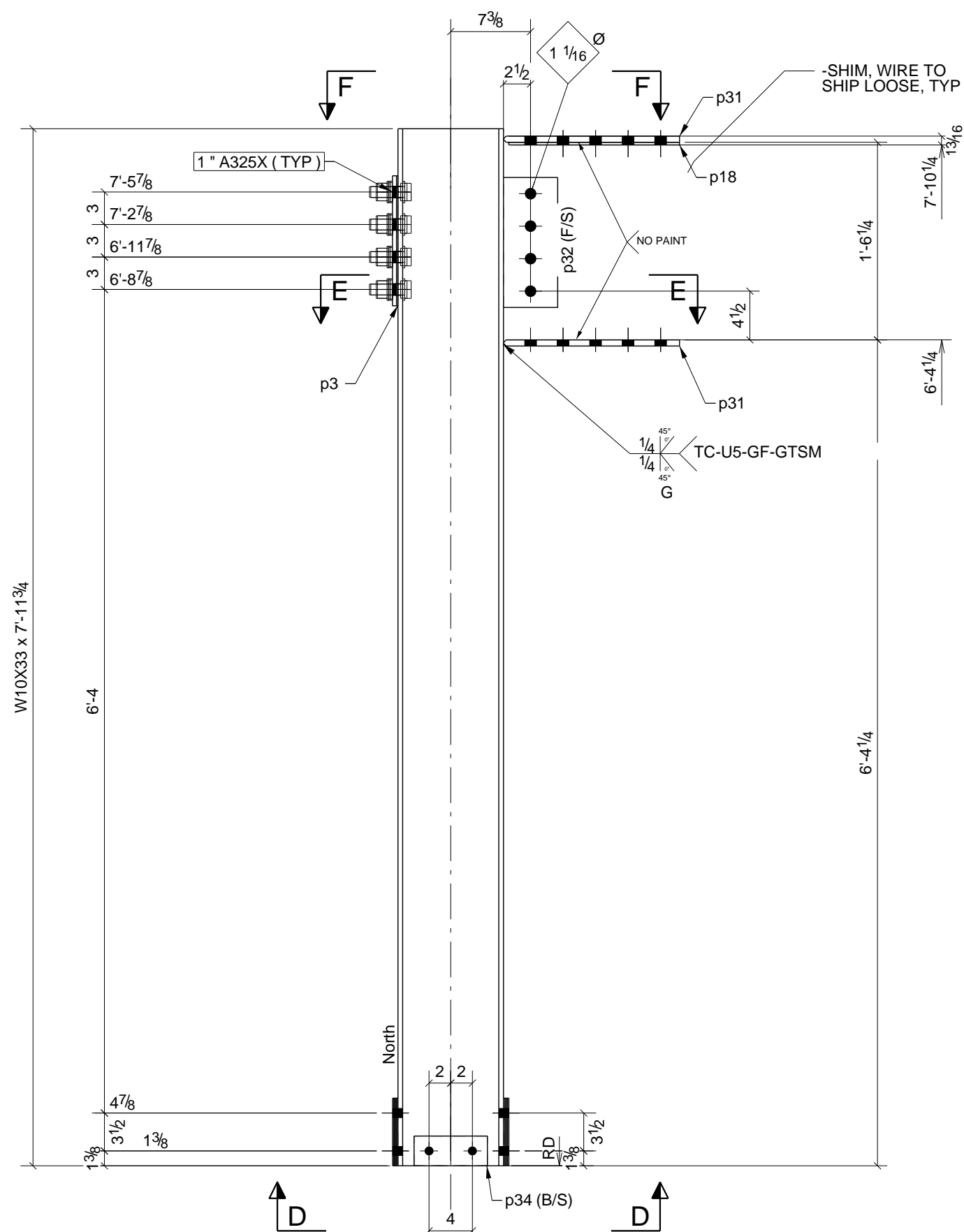
W 10' x 1/4"
F 10' x 9/16"



ONE - COLUMN - 13C2

GRID LOCATION	BOTTOM ELEVATION
H4	1871'-9 1/2"

W 9 3/4" x 1/4"
F 7 15/16" x 7/16"



ONE - COLUMN - 13C3

GRID LOCATION	BOTTOM ELEVATION
H2	1884'-1"

W 9 3/4" x 1/4"
F 7 15/16" x 7/16"

SECTION - E - E

VIEW - F - F

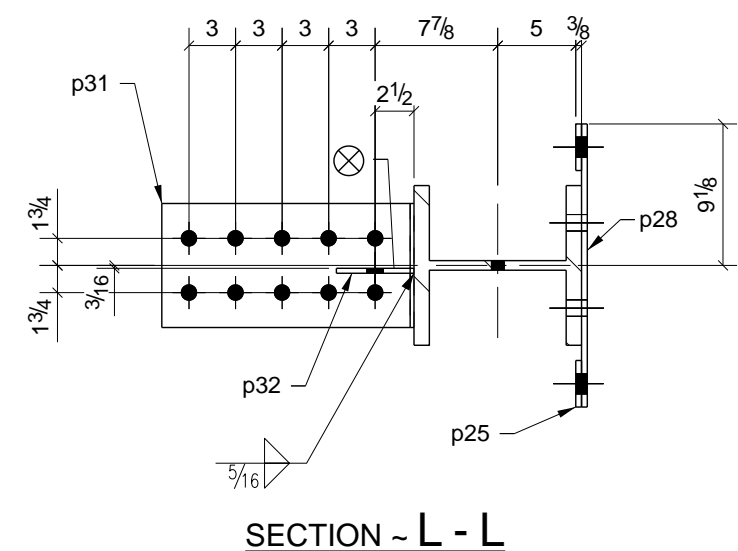
VIEW - D - D

PHASE					BILL OF MATERIAL						
1	2	3	4	5	SHIP MARK	NO PCS	DESCRIPTION	LENGTH	PIECE MARK	REMARKS - PROC./GR.	ABM #
1	0	0	0	0	13C1	1	W10X49	28'-9 1/4"		SQ-2 A992	C37
						1	PL1 1/4"X14"	1'-2"	BP3	A36	
						2	PL3/8"X5 1/2"	0'-6 3/4"	p22	A36	
						2	BAR3/8"X8"	1'-0 1/2"	p23	A36	
						10	3/4"Ø A325N BOLT	0'-2 1/4"			
					13C2	1	W10X33	20'-1 3/4"		SQ-2 A992	C38
						2	BAR1/8"X6 1/4"	0'-8"	p66	A36	
					13C3	1	W10X33	7'-11 3/4"		SQ-2 A992	C39
						1	PL1/8"X6 15/16"	1'-0"	p3	A36	
						8	BAR1/8"X6 1/4"	0'-8"	p4	A36	
						1	BAR1/4"X8"	1'-3 3/4"	p18	A36	
						1	BAR3/8"X12"	1'-3"	p27	A36	
						2	BAR9/16"X8"	1'-4 1/4"	p31	A572-50	
						1	BAR5/16"X5"	1'-0"	p32	A36	
						2	PL1/16"X2 3/4"	0'-6 3/4"	p34	A36	
						8	1"Ø A325X BOLT	0'-3 1/4"			

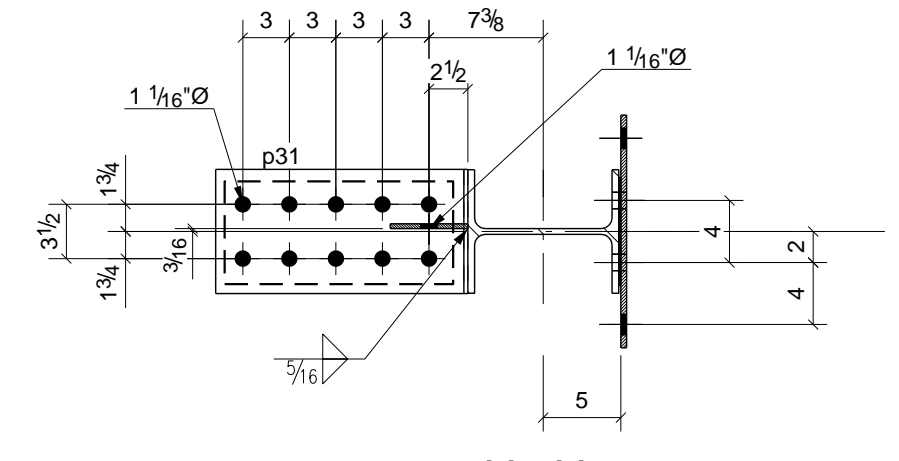
- 6) APPROVER VERIFY ALL E PLAN ELEVATIONS PRIOR TO FAB.
- 5) NO PAINT WITHIN 3" OF OPEN HOLES FOR MOMENT FLANGE PLATES
- 4) ALL MATERIAL AS NOTED, MOM FLG. CONNS. ARE 7/8" A325SC, 1" BOLTS ARE A325X.
- 3) 1-1/4" EDGE DISTANCE UNLESS NOTED.
- 2) GRIND ALL ROUGH EDGES SMOOTH
- 1) ALL WELDS 3/16" FILLETS OR BUTT WELDS, UNLESS NOTED, PROCEDURES PER AWS D.1.1 LATEST REV.

GENERAL NOTES:

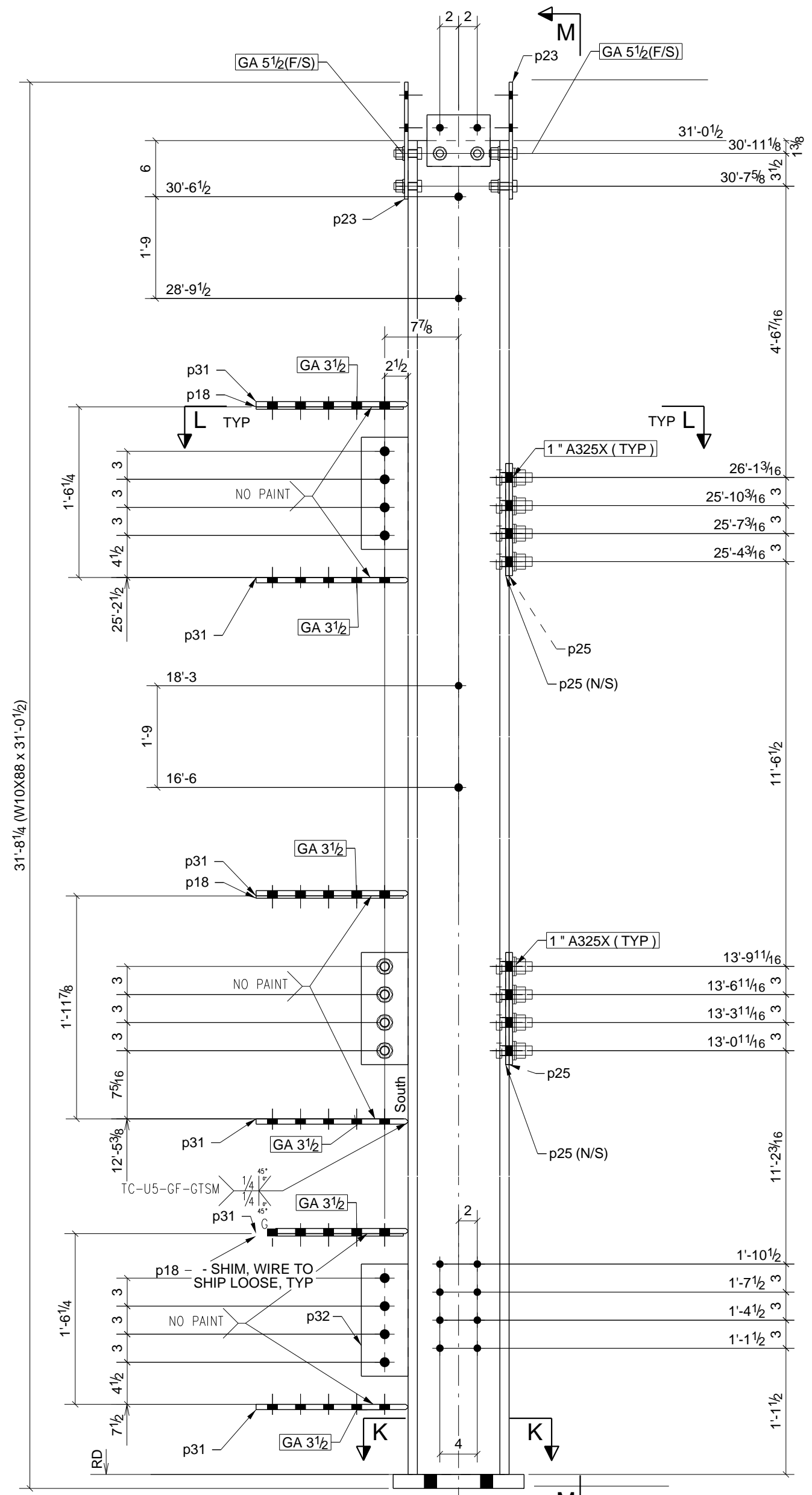
A	For Approval	12/27/10	TMc	TAN
0	For Fabrication F&F	3/07/11	TMc	TH
REV.	DESCRIPTION	DATE	DWN	CHK
GENERAL NOTES				
MATERIAL: A992	UN	ELECTRODES: E70XX LH	REF. DRG.	JOB USE
HOLES: 13/16 DIA.	UN	CONNS: A325N - U.N.		SHOP
SURFACE PREP: AND PAINT:				APPROVAL
SSPC-SP3 #30-18, Red Oxide				
DESCRIPTION: COLUMN DETAILS				
PROJ. NAME	St Marys Medical Center			
LOCATION	1102 Million Dollar Highway, St. Marys, PA.			
CONTRACTOR	Hallstrom Construction, Inc.	ARCH/ENG.	KTH Architects, Inc./Lee-Simpson Assoc., Inc.	
Altoona Pipe And Steel Supply Co.				
1128 Ninth Avenue Altoona, Pa 16603-0112 (814) 944-1631				
DRAWN BY: TMc				
DATE: 12/28/2010				
CHKD. BY: TH				
DATE:				
JOB No. 3-21375				
DRG. No. 13 REV. 0				



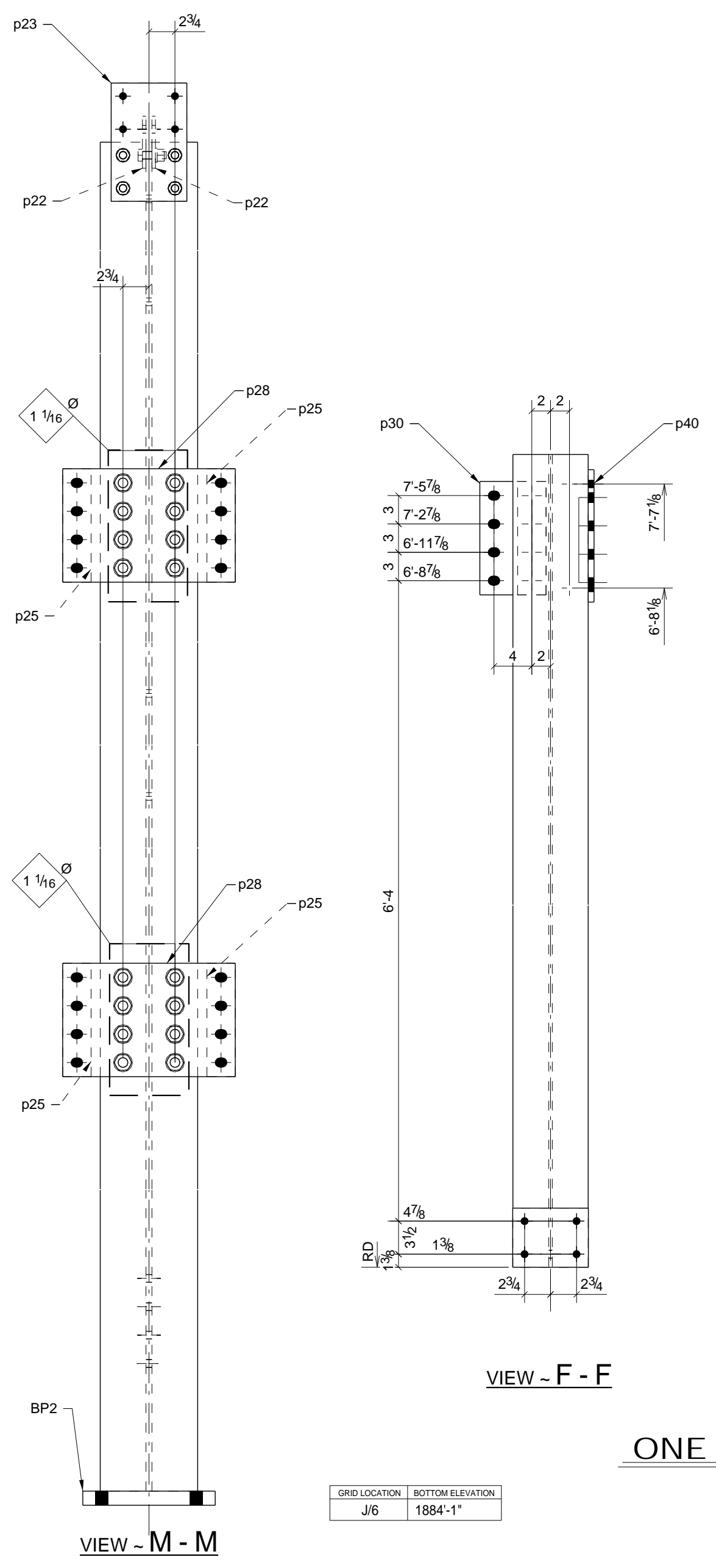
SECTION - L - L



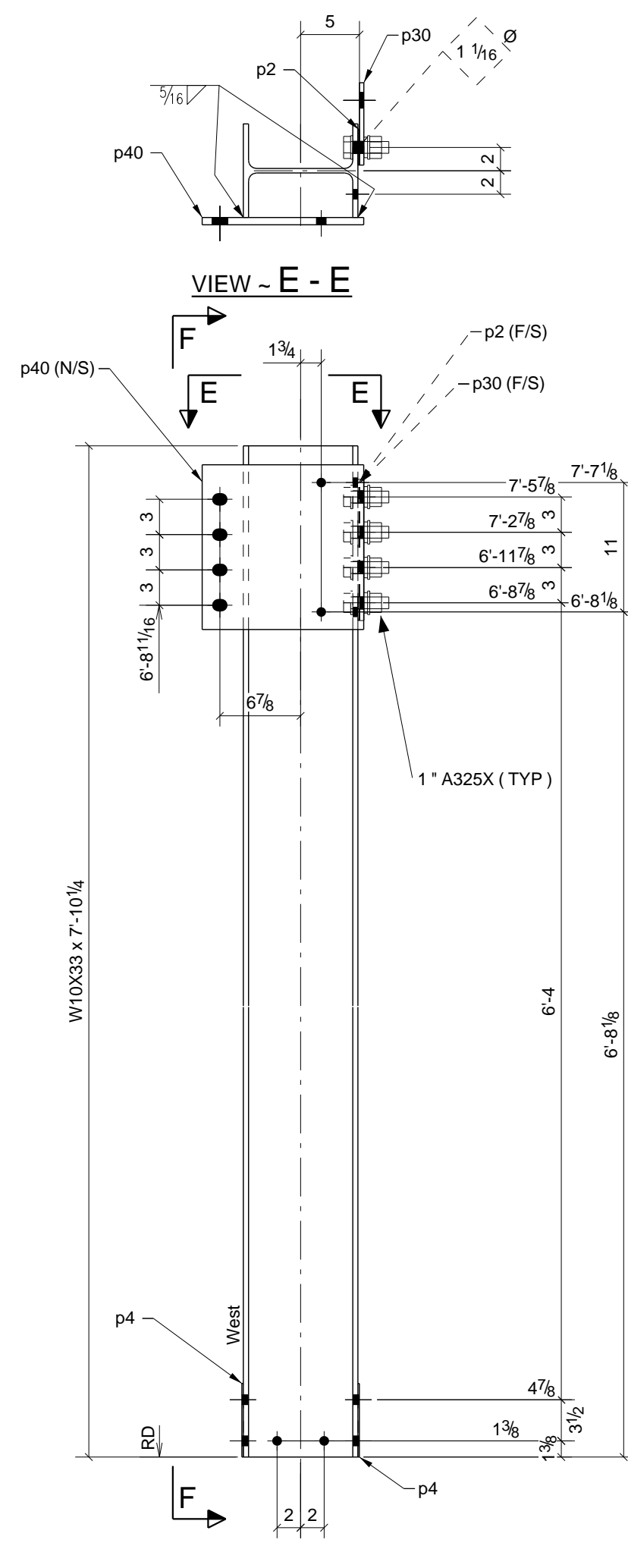
SECTION - H - H



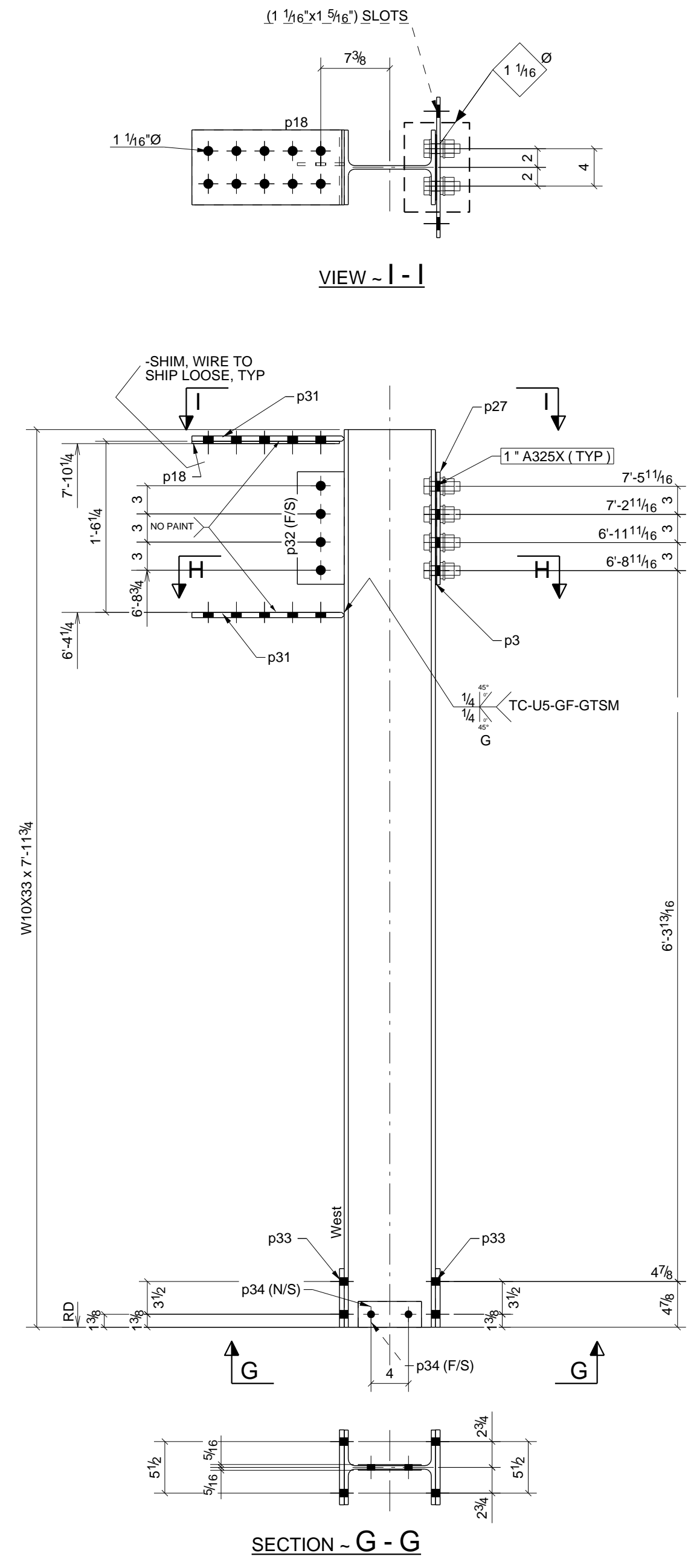
ONE - COLUMN - 14C1



ONE - COLUMN - 14C2



ONE - COLUMN - 14C3



SECTION - G - G

PHASE					BILL OF MATERIAL						
1	2	3	4	5	SHIP MARK	NO PCS	DESCRIPTION	LENGTH	PIECE MARK	REMARKS - PROC./GR.	ABM #
1	0	0	0	0	14C1	1	W10X88	31'-0 1/2"		SQ-2 A992	C40
						1	PL 1/2"x14"	1'-2"	BP2	A36	
						3	BAR 1/4"x8"	1'-3 3/4"	p18	A36	
						2	PL 3/8"x5 1/2"	0'-6 3/4"	p22	A36	
						2	BAR 3/8"x8"	1'-0 1/2"	p23	A36	
						4	BAR 3/8"x3"	1'-0"	p25	A36	
						2	BAR 3/8"x12"	1'-6 1/4"	p28	A36	
						6	BAR 9/16"x8"	1'-4 1/4"	p31	A572-50	
						3	BAR 5/16"x5"	1'-0"	p32	A36	
						16	1" A325X BOLT	0'-3 1/2"			
						10	3/4" A325N BOLT	0'-2 1/2"			
						1	W10X33	7'-10 1/4"		SQ-2 A992	C41
0	0	0	1	0		1	BAR 1/8"x3"	1'-0"	p2	A36	
						2	BAR 1/8"x6 1/4"	0'-8"	p4	A36	
						1	BAR 3/8"x7"	1'-0"	p30	A36	
						1	PL 5/8"x13 3/4"	1'-2"	p40	A36	
						4	1" A325X BOLT	0'-3 1/4"			
						1	W10X33	7'-11 3/4"		SQ-2 A992	C42
0	0	0	1	0		1	PL 1/8"x6 15/16"	1'-0"	p3	A36	
						1	BAR 1/4"x8"	1'-3 3/4"	p18	A36	
						1	BAR 3/8"x12"	1'-3"	p27	A36	
						2	BAR 9/16"x8"	1'-4 1/4"	p31	A572-50	
						1	BAR 5/16"x5"	1'-0"	p32	A36	
						2	BAR 1/2"x6 1/4"	0'-8"	p33	A36	
						2	PL 1/16"x2 3/4"	0'-6 3/4"	p34	A36	
						8	1" A325X BOLT	0'-3 1/4"			

6) APPROVER VERIFY ALL E PLAN ELEVATIONS PRIOR TO FAB.
 5) NO PAINT WITHIN 3" OF OPEN HOLES FOR MOMENT FLANGE PLATES
 4) ALL MATERIAL AS NOTED, MOM FLG. CONNS. ARE 7/8" A325SC, 1" BOLTS ARE A325X.
 3) 1-1/4" EDGE DISTANCE UNLESS NOTED.
 2) GRIND ALL ROUGH EDGES SMOOTH
 1) ALL WELDS 3/16" FILLETS OR BUTT WELDS, UNLESS NOTED, PROCEDURES PER AWS D.1.1 LATEST REV.

GENERAL NOTES:

GRID LOCATION	BOTTOM ELEVATION
H2	1852'-11"

W	10 13/16" x 9/16"
F	10 5/16" x 1"

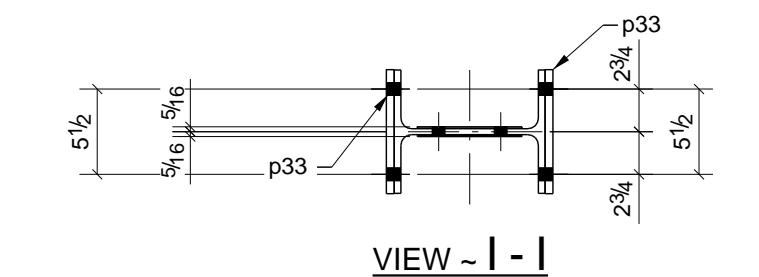
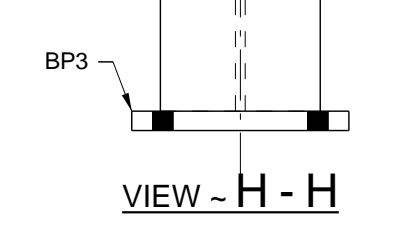
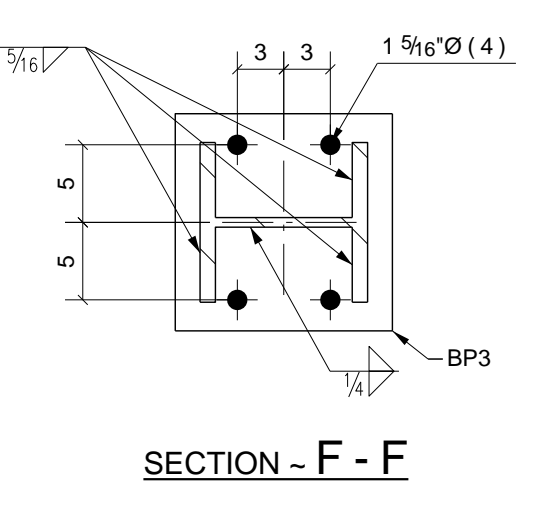
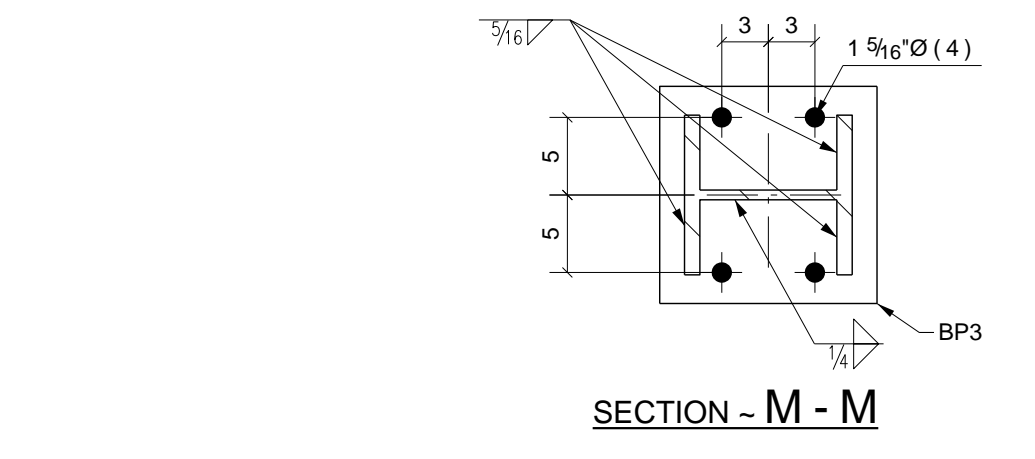
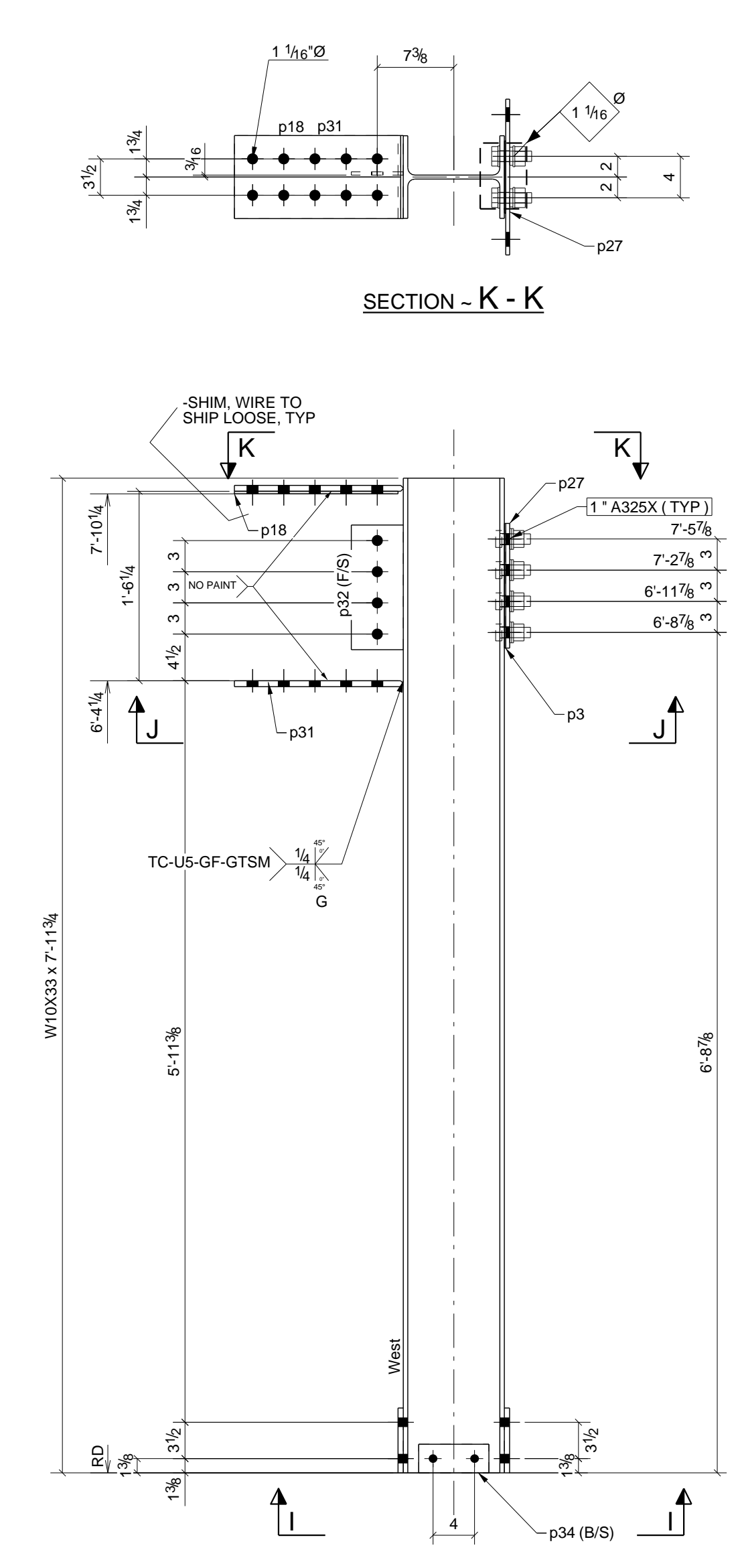
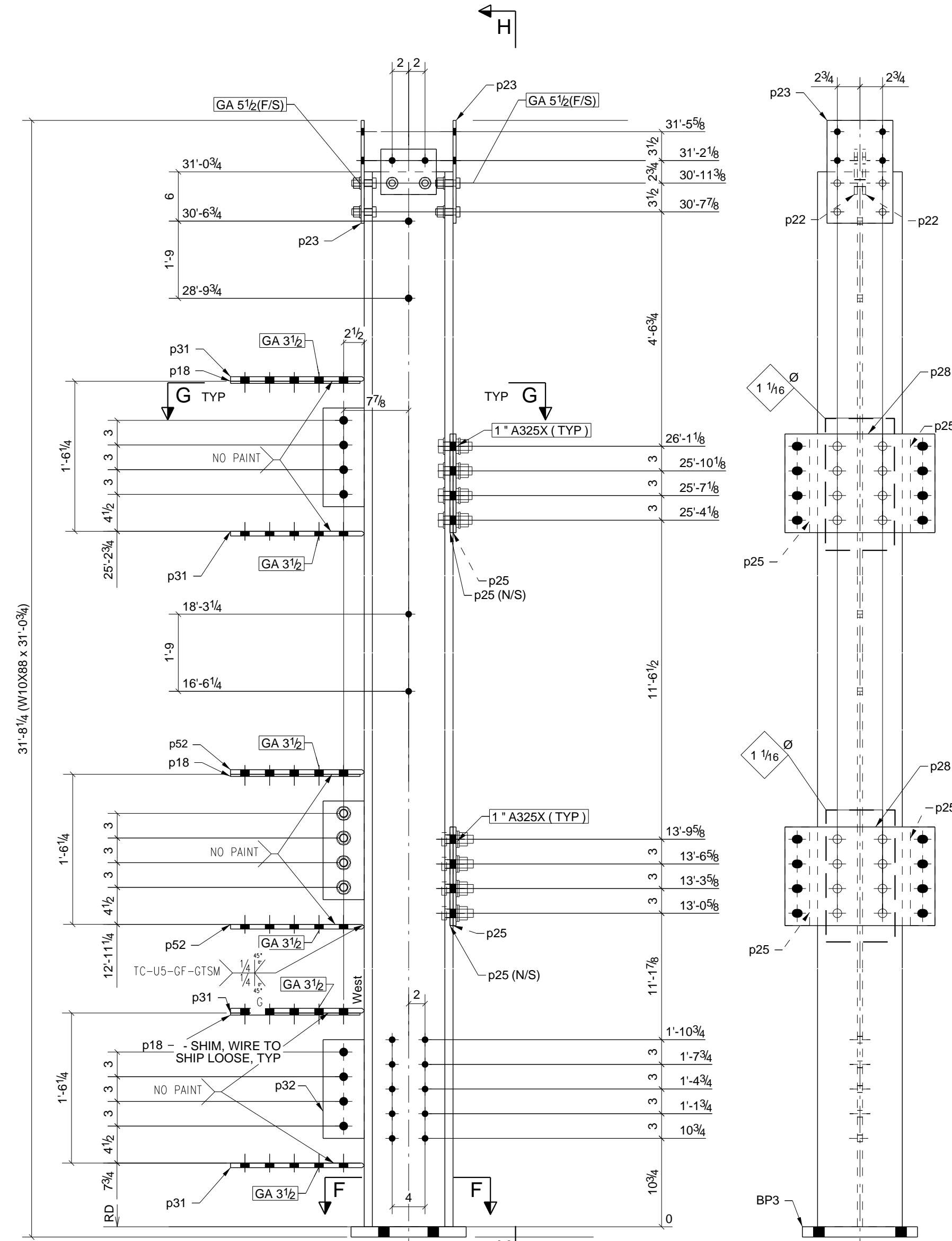
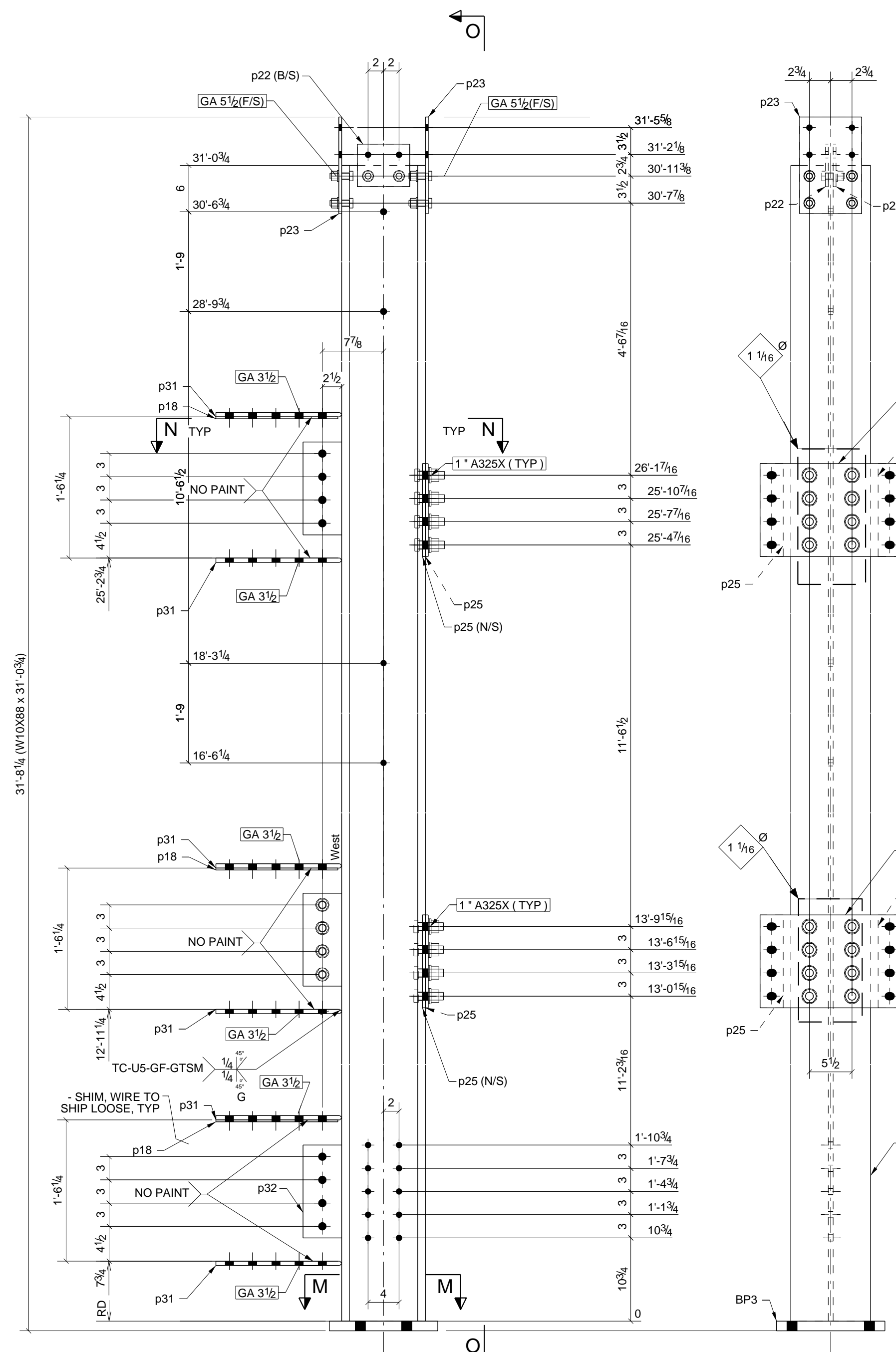
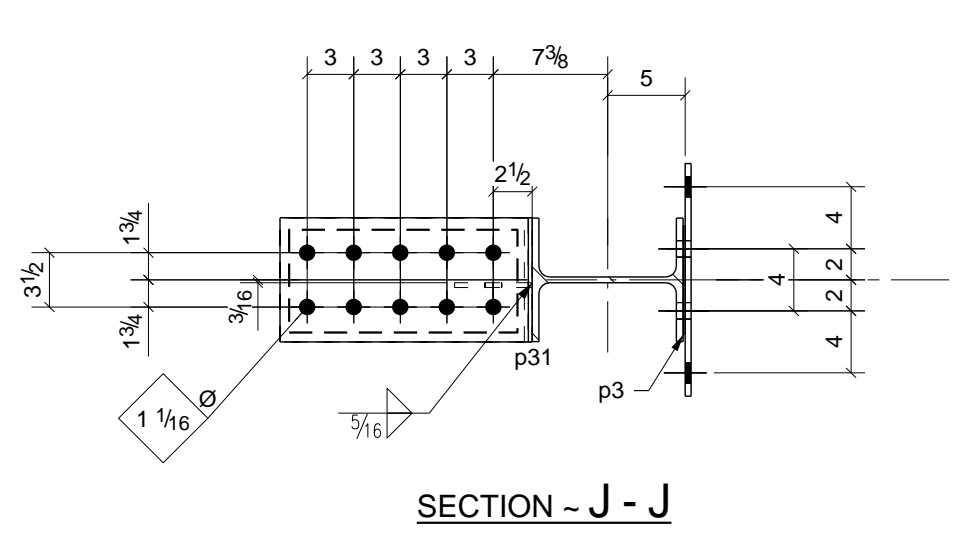
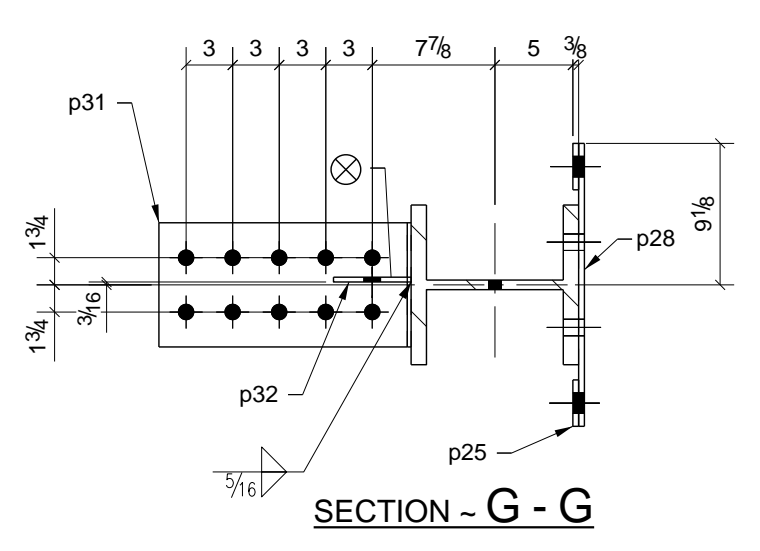
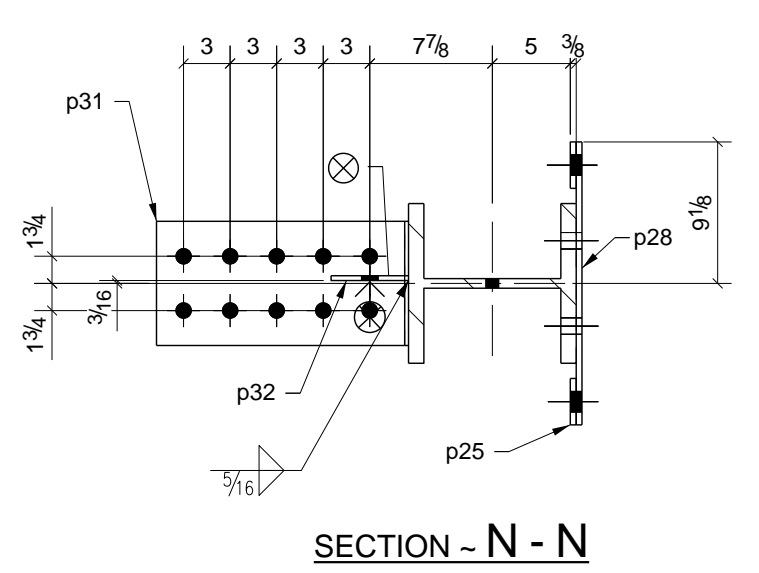
GRID LOCATION	BOTTOM ELEVATION
J6	1884'-1"

W	9 3/4" x 1 1/4"
F	7 15/16" x 7/16"

GRID LOCATION	BOTTOM ELEVATION
J4	1884'-1"

W	9 3/4" x 1 1/4"
F	7 15/16" x 7/16"

A	For Approval	12/27/10	TMc	TAN
0	For Fabrication F&F	3/07/11	TMc	TH
REV.	DESCRIPTION	DATE	DWN	CHK
GENERAL NOTES				
MATERIAL: A992	UN	ELECTRODES: E70XX LH	REF. DRG.	JOB USE
HOLES: 13/16	DIA. UN	CONNS: A325N - U.N.		SHOP
SURFACE PREP. AND PAINT:	SSPC-SP3 #30-18, Red Oxide			APPROVAL
DESCRIPTION:	COLUMN DETAILS			
PROJ. NAME	St Marys Medical Center			
LOCATION	1102 Million Dollar Highway, St. Marys, PA.			
CONTRACTOR	Hallstrom Construction, Inc.	ARCH/ENG.	KTH Architects, Inc./Lee-Simpson Assoc., Inc.	
Altoona Pipe And Steel Supply Co.				
1128 Ninth Avenue Altoona, Pa 16603-0112 (814) 944-1631				
DRAWN BY		DATE		
TMc		12/26/2010		
CHKD. BY		DATE		
TH				
JOB No.		DATE		
3-21375				
DRG. No.		REV.		
14		0		



ONE - COLUMN - 16C1

ONE - COLUMN - 16C2

ONE - COLUMN - 16C3

PHASE					BILL OF MATERIAL						
1	2	3	4	5	SHIP MARK	NO PCS	DESCRIPTION	LENGTH	PIECE MARK	REMARKS - PROC./GR.	ABM #
1	0	0	0	0	16C1	1	W10X88	31'-0 3/4"		SQ-2 A992	C46
						1	PL1 1/4"x14"	1'-2"	BP3	A36	
						3	BAR1/4"x8"	1'-3 3/4"	p18	A36	
						2	PL3/8"x5 1/2"	0'-6 3/4"	p22	A36	
						2	BAR3/8"x8"	1'-0 1/2"	p23	A36	
						4	BAR3/8"x3"	1'-0"	p25	A36	
						2	BAR3/8"x12"	1'-6 1/4"	p28	A36	
						6	BAR9/16"x8"	1'-4 1/4"	p31	A572-50	
						3	BAR5/16"x5"	1'-0"	p32	A36	
						16	1"Ø A325X BOLT	0'-3 1/2"			
						10	3/4"Ø A325N BOLT	0'-2 1/2"			
1	0	0	0	0	16C2	1	W10X88	31'-0 3/4"		SQ-2 A992	C47
						1	PL1 1/4"x14"	1'-2"	BP3	A36	
						3	BAR1/4"x8"	1'-3 3/4"	p18	A36	
						2	PL3/8"x5 1/2"	0'-6 3/4"	p22	A36	
						2	BAR3/8"x8"	1'-0 1/2"	p23	A36	
						4	BAR3/8"x3"	1'-0"	p25	A36	
						3	BAR3/8"x12"	1'-6 1/4"	p28	A36	
						4	BAR9/16"x8"	1'-4 1/4"	p31	A572-50	
						2	BAR5/16"x5"	1'-0"	p32	A36	
						2	BAR9/16"x8"	1'-4 1/4"	p52	A572-50	
						16	1"Ø A325X BOLT	0'-3 1/2"			
						10	3/4"Ø A325N BOLT	0'-2 1/2"			
1	0	0	0	1	16C3	1	W10X33	7'-11 3/4"		SQ-2 A992	C42
						1	PL1/8"x6 15/16"	1'-0"	p3	A36	
						1	BAR1/4"x8"	1'-3 3/4"	p18	A36	
						1	BAR3/8"x12"	1'-3"	p27	A36	
						2	BAR9/16"x8"	1'-4 1/4"	p31	A572-50	
						1	BAR5/16"x5"	1'-0"	p32	A36	
						2	BAR1/2"x6 1/4"	0'-8"	p33	A36	
						2	PL1/16"x2 3/4"	0'-6 3/4"	p34	A36	
						8	1"Ø A325X BOLT	0'-3 1/4"			

6) APPROVER VERIFY ALL E PLAN ELEVATIONS PRIOR TO FAB.
 5) NO PAINT WITHIN 3" OF OPEN HOLES FOR MOMENT FLANGE PLATES
 4) ALL MATERIAL AS NOTED, MOM FLG. CONNS. ARE 7/8" A325SSC, 1" BOLTS ARE A325X.
 3) 1-1/4" EDGE DISTANCE UNLESS NOTED.
 2) GRIND ALL ROUGH EDGES SMOOTH
 1) ALL WELDS 3/16" FILLETS OR BUTT WELDS, UNLESS NOTED, PROCEDURES PER AWS D.1.1 LATEST REV.

GENERAL NOTES:

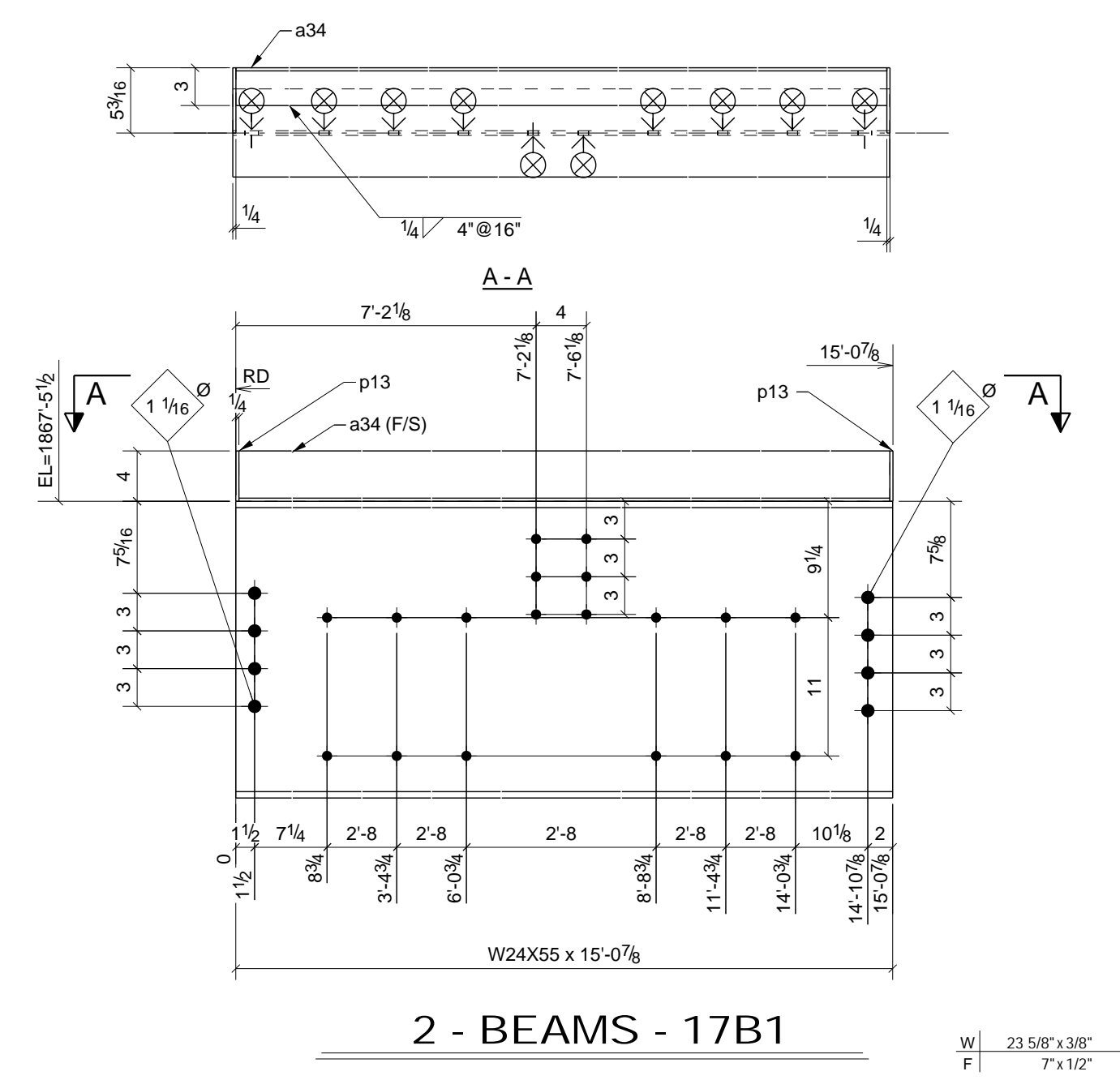
A	For Approval	12/27/10	TMc	TAN
0	For Fabrication F&F	3/07/11	TMc	TH
REV.	DESCRIPTION	DATE	DWN	CHK
GENERAL NOTES				
MATERIAL: A992	UN	ELECTRODES: E70XX LH	REF. DRG.	JOB USE
HOLES: 13/16	DIA. UN	CONNS: A325N - U.N.		SHOP
SURFACE PREP. AND PAINT:	SSPC-SP3 #30-18, Red Oxide			APPROVAL
DESCRIPTION:	COLUMN DETAILS			
PROJ. NAME	St Marys Medical Center			
LOCATION	1102 Million Dollar Highway, St. Marys, PA.			
CONTRACTOR	Hallstrom Construction, Inc.	ARCH/ENG.	KTH Architects, Inc./Lee-Simpson Assoc., Inc.	
Altoona Pipe And Steel Supply Co.				
1128 Ninth Avenue Altoona, Pa 16603-0112 (814) 944-1631				
DRAWN BY	TMc	DATE	12/26/2010	CHKD. BY
DATE		JOB No.	3-21375	REV.
DRG. No.	16	REV.	0	

GRID LOCATION BOTTOM ELEVATION
J5 1852-11"

GRID LOCATION BOTTOM ELEVATION
J4 1852-11"

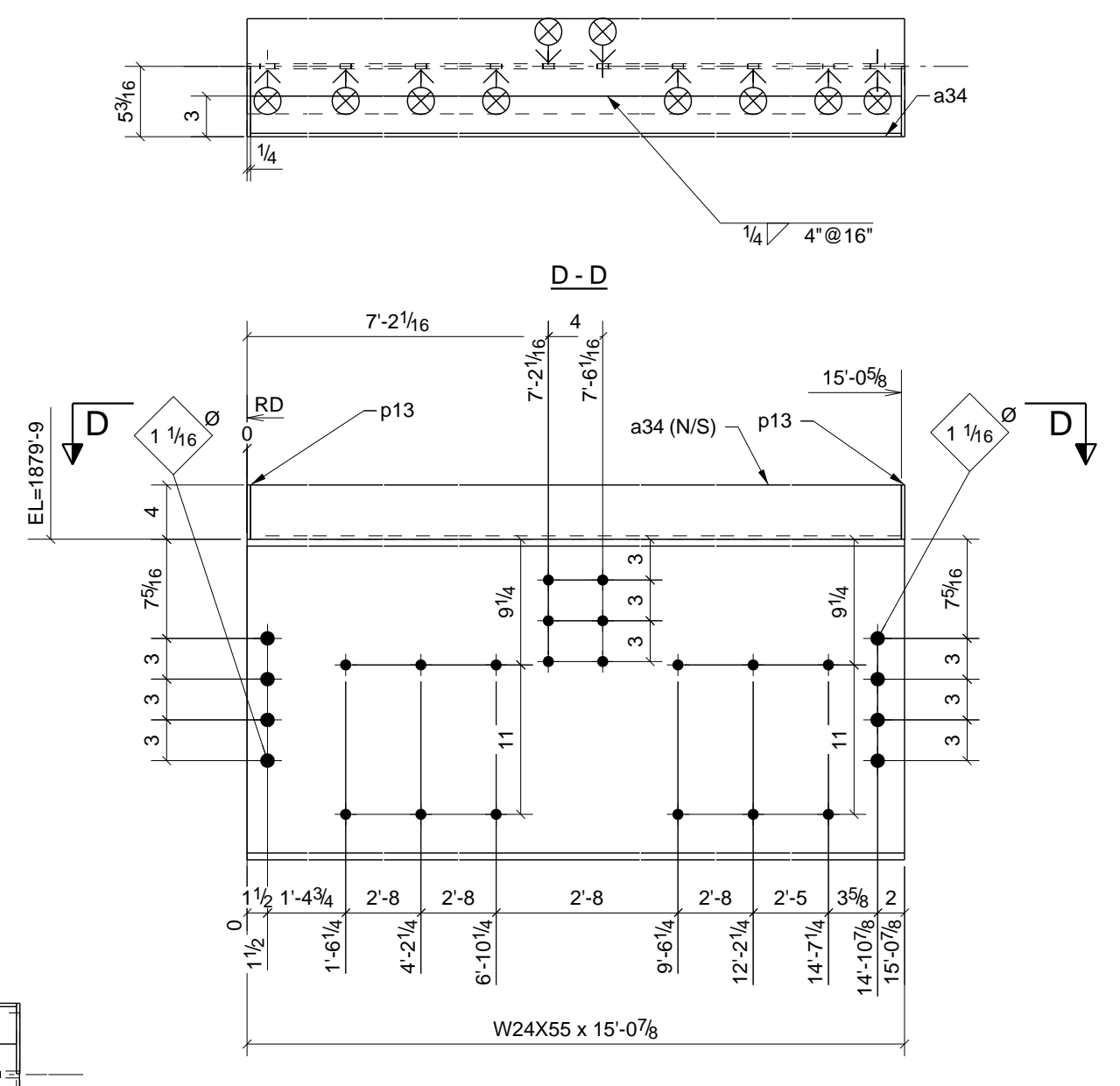
W 10 13/16"x9/16"
F 10 5/16"x1"

W 9 3/4"x1/4"
F 7 15/16"x7/16"



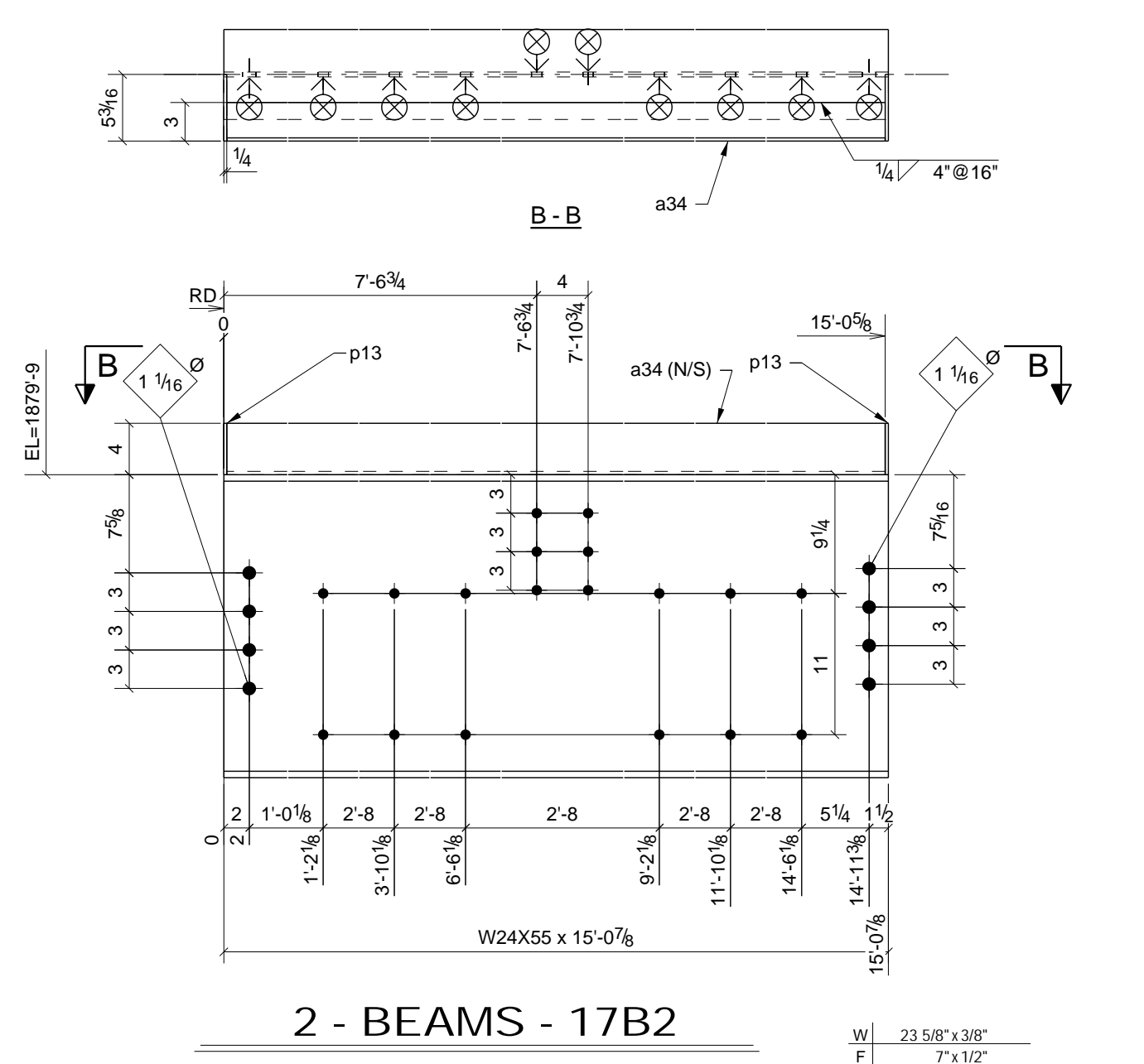
2 - BEAMS - 17B1

W 23 5/8" x 3/8"
F 7 x 1/2"



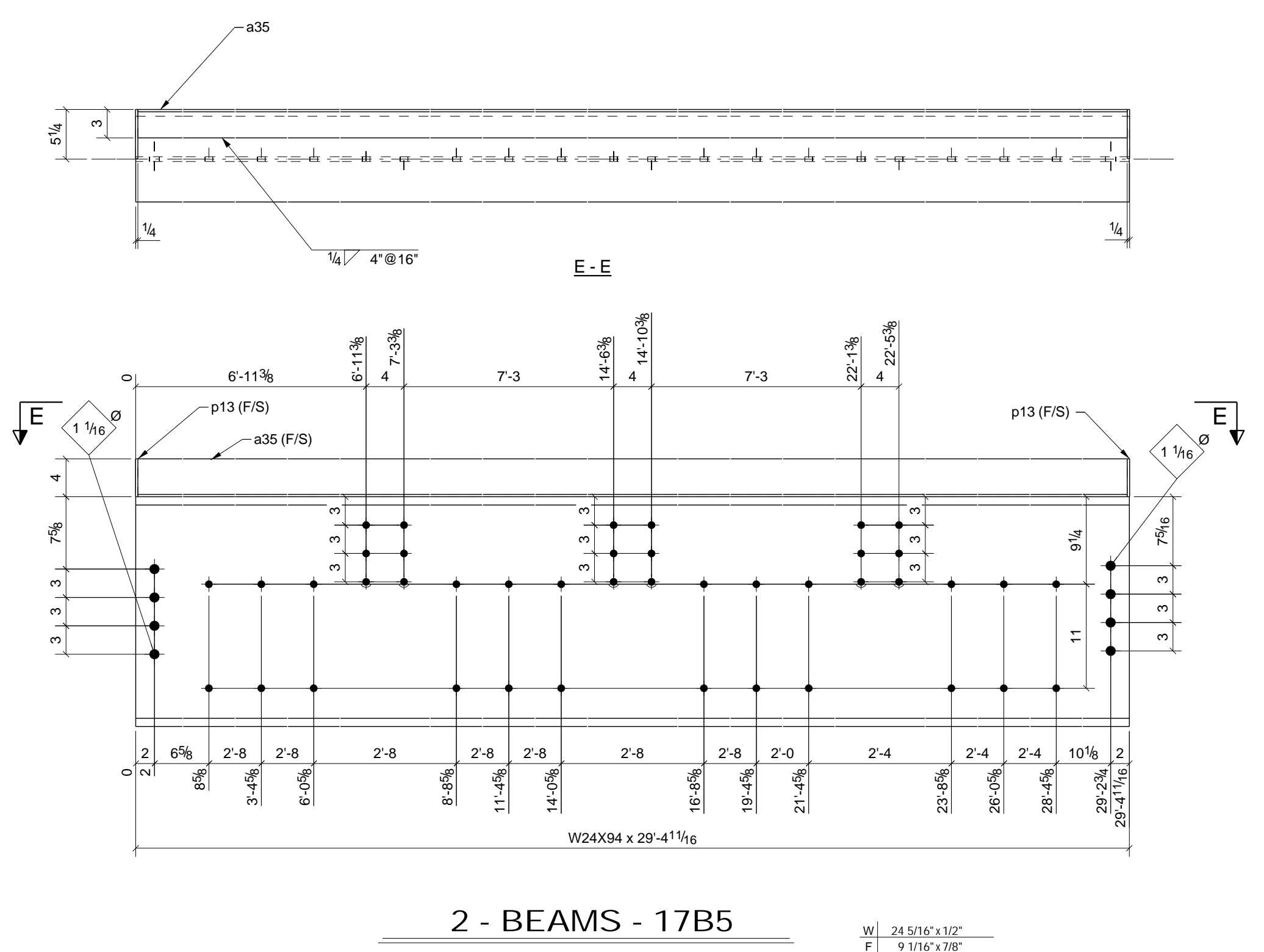
2 - BEAMS - 17B4

W 23 5/8" x 3/8"
F 7 x 1/2"



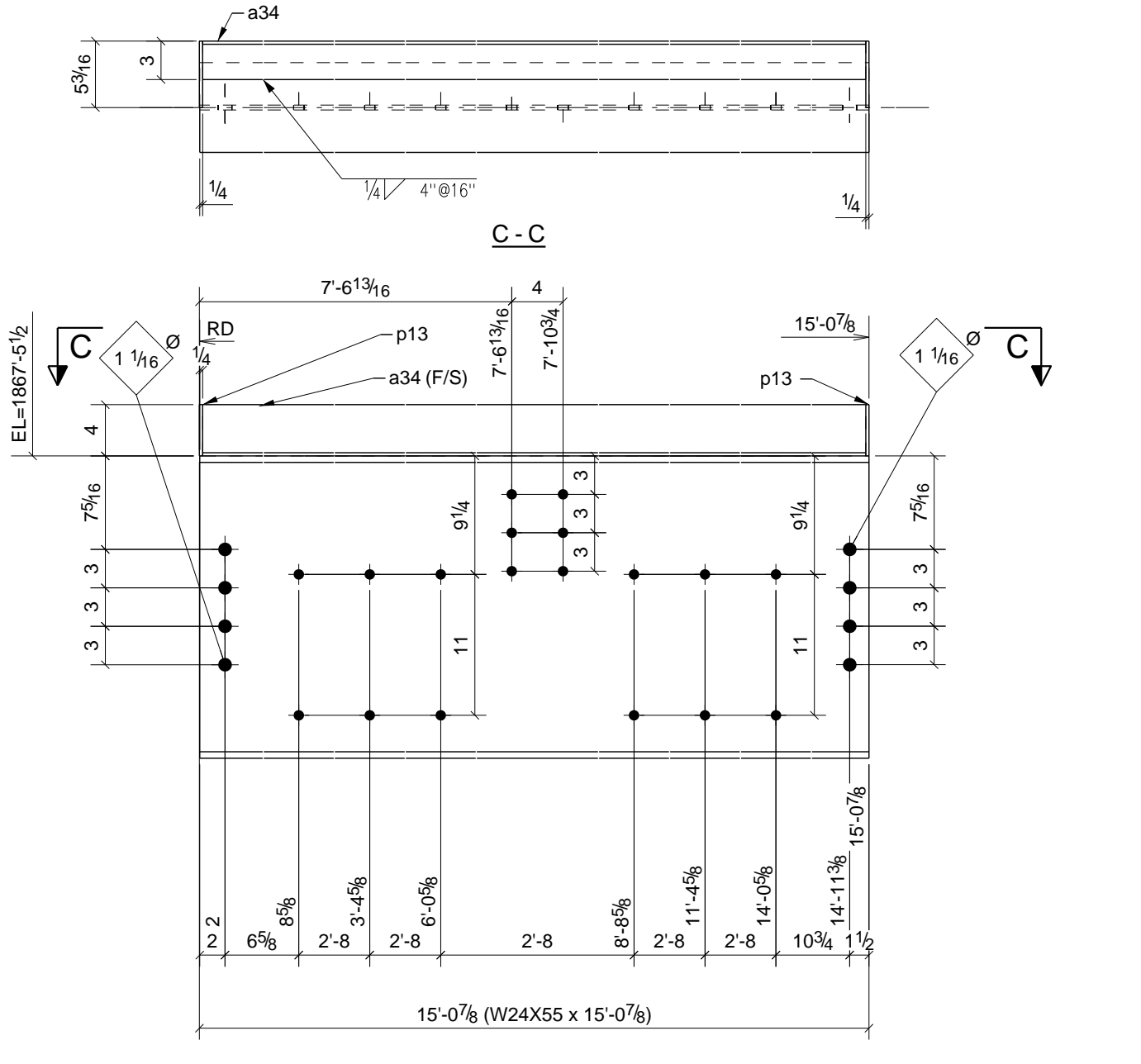
2 - BEAMS - 17B2

W 23 5/8" x 3/8"
F 7 x 1/2"



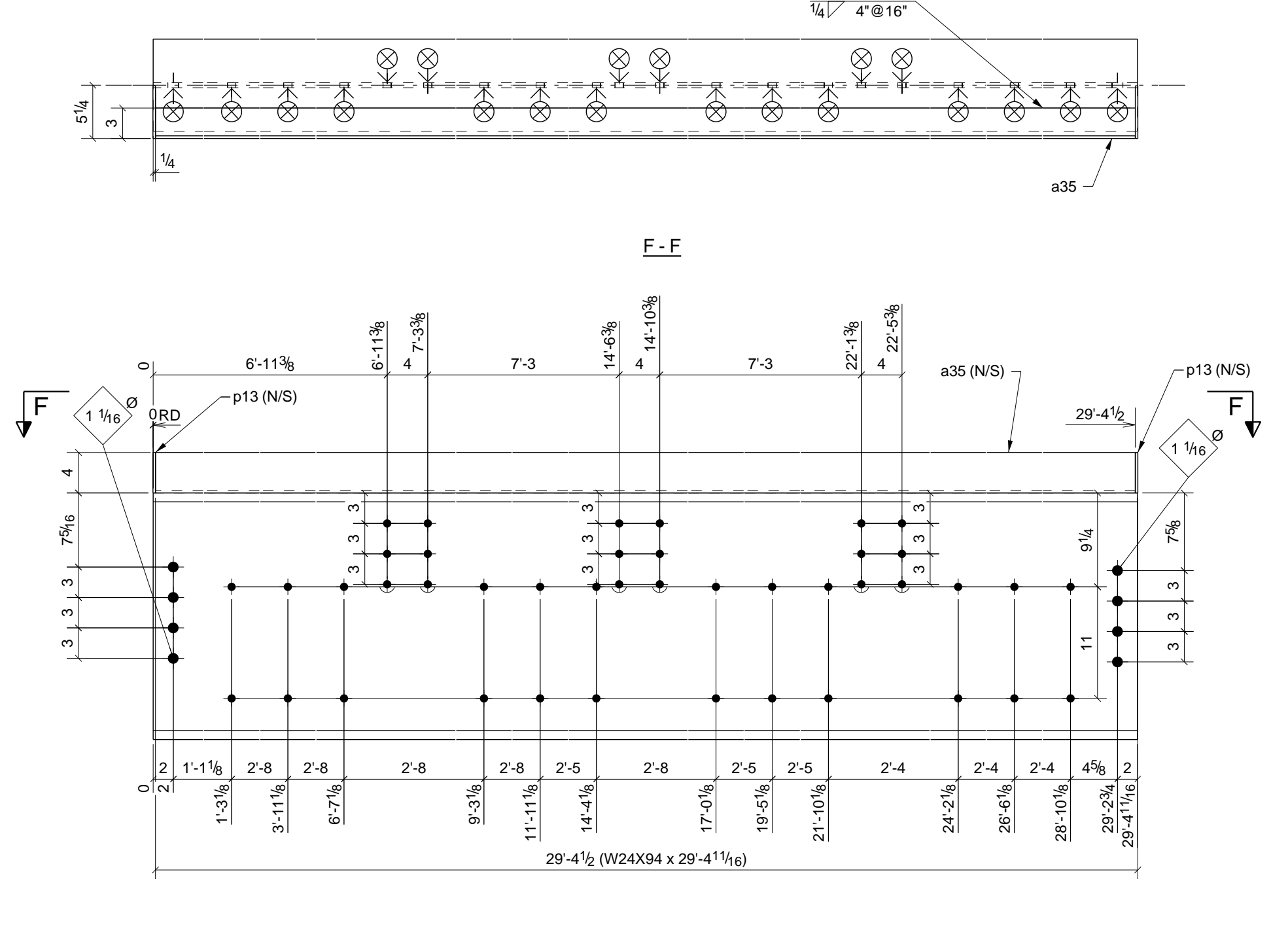
2 - BEAMS - 17B5

W 24 5/16" x 1/2"
F 9 1/16" x 7/8"



2 - BEAMS - 17B3

W 23 5/8" x 3/8"
F 7 x 1/2"



2 - BEAMS - 17B6

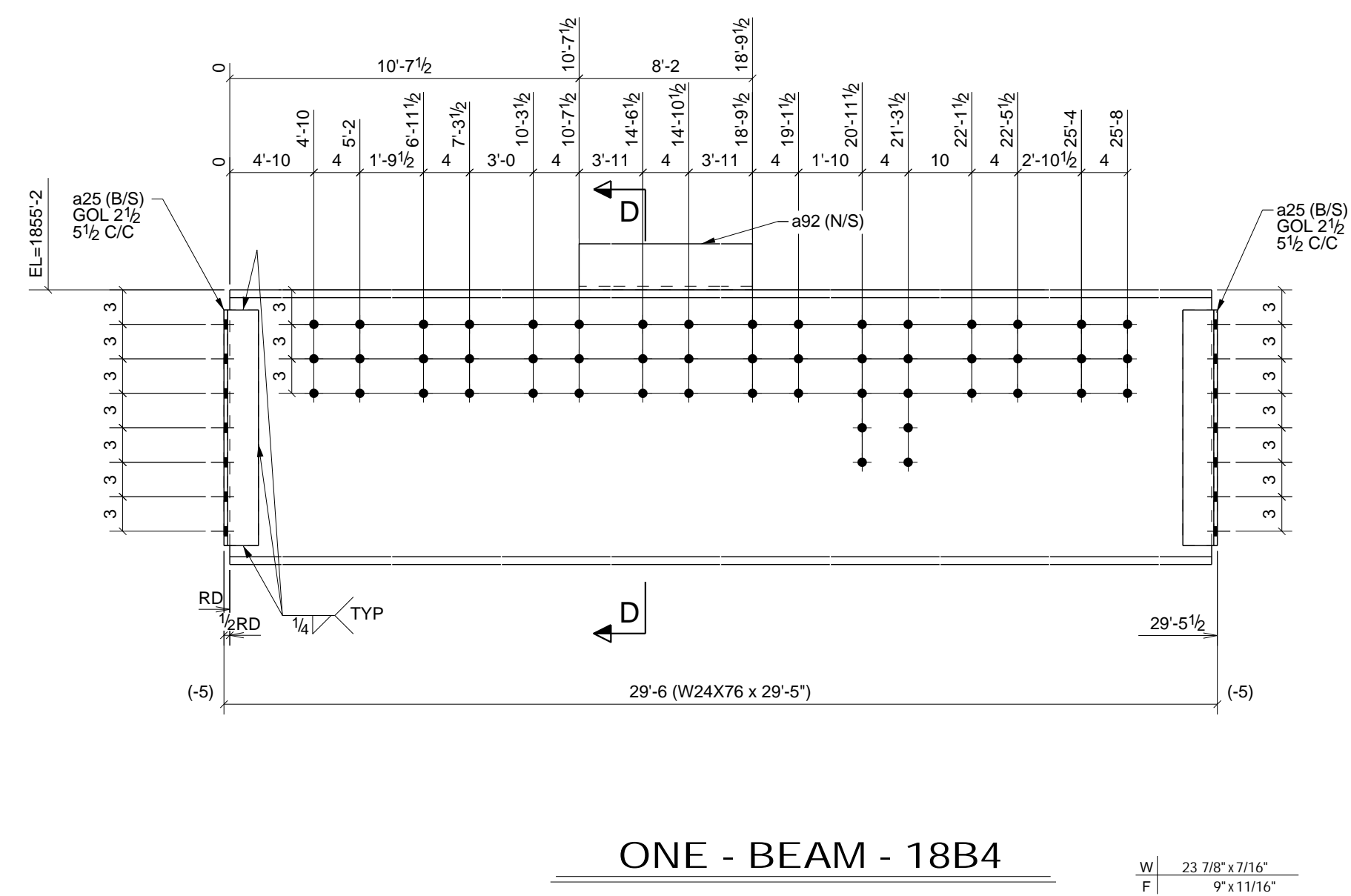
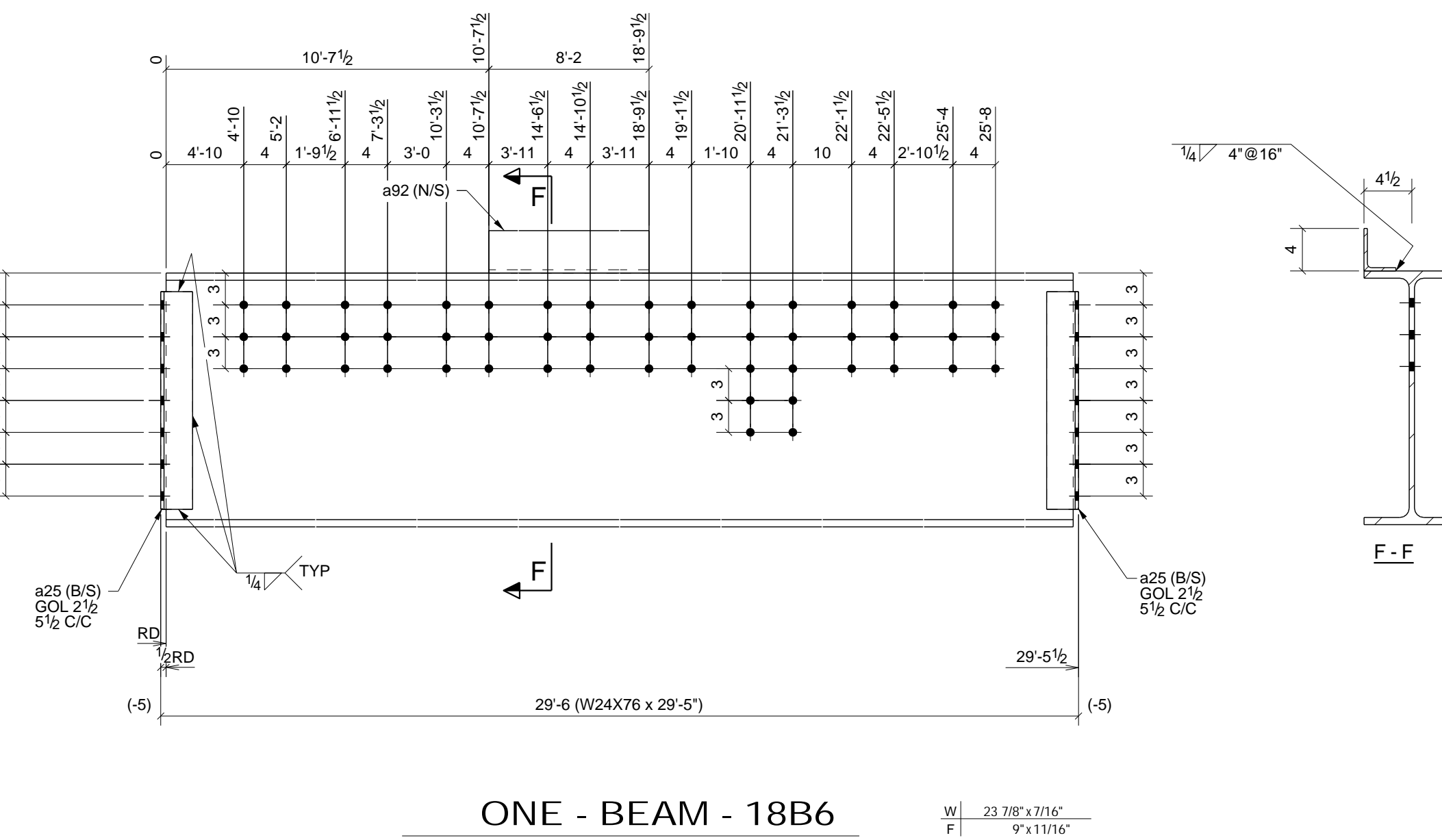
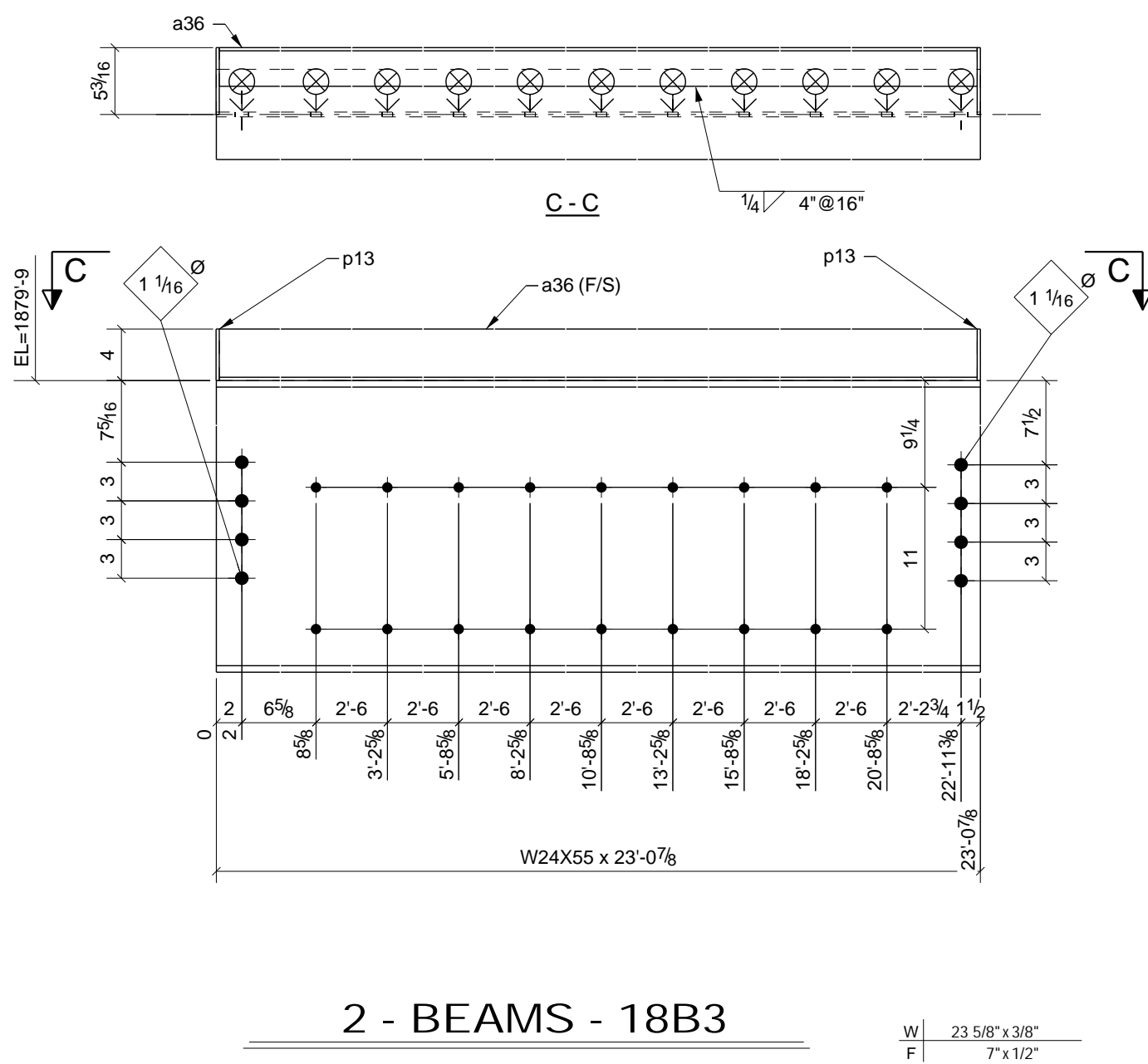
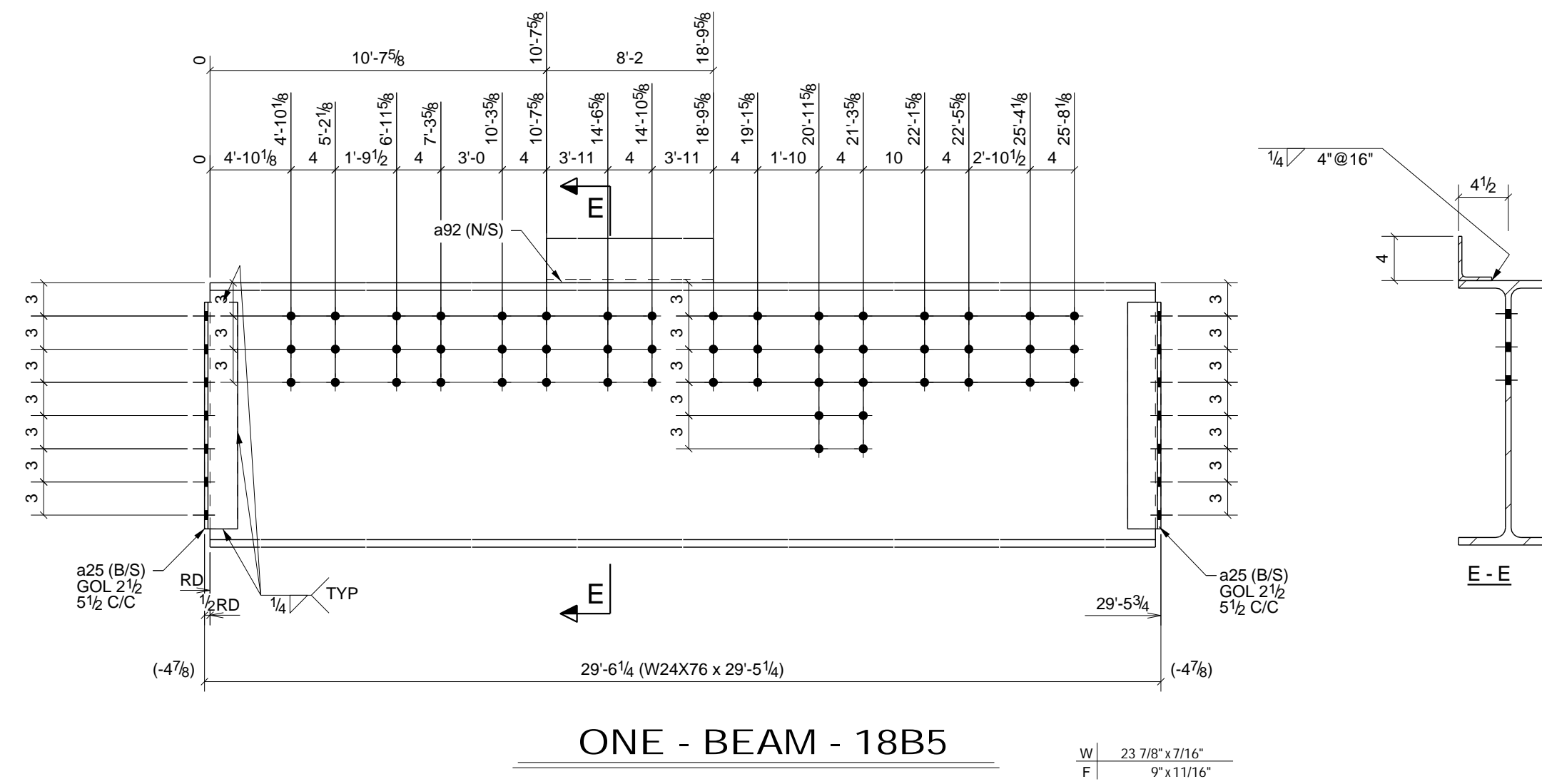
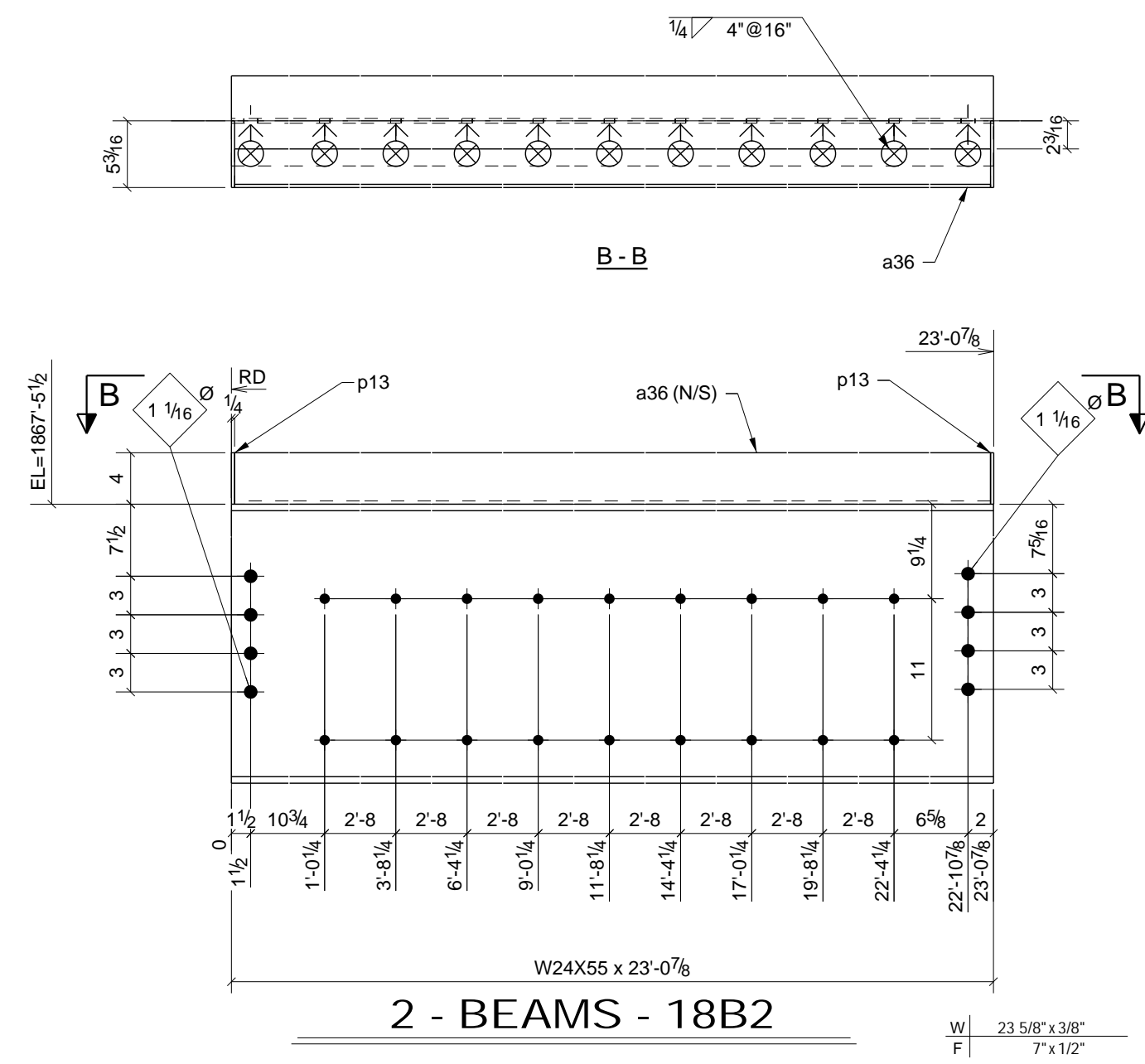
W 24 5/16" x 1/2"
F 9 1/16" x 7/8"

PHASE					BILL OF MATERIAL							
1	2	3	4	5	SHIP	MARK	NO PCS	DESCRIPTION	LENGTH	PIECE MARK	REMARKS - PROC./GR.	ABM #
0	1	1	0	0	2	17B1	2	W24X55	15'-0 7/8"		SQ-2 A992	B1
							2	L4X3X1/4	15'-0 3/8"	a34	A36	
							4	BAR1/4"X4"	0'-5 3/16"	p13	A36	
0	1	1	0	0	2	17B2	2	W24X55	15'-0 7/8"		SQ-2 A992	B2
							2	L4X3X1/4	15'-0 3/8"	a34	A36	
							4	BAR1/4"X4"	0'-5 3/16"	p13	A36	
0	1	1	0	0	2	17B3	2	W24X55	15'-0 7/8"		SQ-2 A992	B3
							2	L4X3X1/4	15'-0 3/8"	a34	A36	
							4	BAR1/4"X4"	0'-5 3/16"	p13	A36	
0	1	1	0	0	2	17B4	2	W24X55	15'-0 7/8"		SQ-2 A992	B4
							2	L4X3X1/4	15'-0 3/8"	a34	A36	
							4	BAR1/4"X4"	0'-5 3/16"	p13	A36	
0	1	1	0	0	2	17B5	2	W24X94	29'-4 11/16"		SQ-2 A992	B8
							2	L4X3X1/4	29'-4 1/4"	a35	A36	
							4	BAR1/4"X4"	0'-5 3/16"	p13	A36	
0	1	1	0	0	2	17B6	2	W24X94	29'-4 11/16"		SQ-2 A992	B9
							2	L4X3X1/4	29'-4 1/4"	a35	A36	
							4	BAR1/4"X4"	0'-5 3/16"	p13	A36	

6) APPROVER VERIFY ALL E PLAN ELEVATIONS PRIOR TO FAB.
 5) NO PAINT WITHIN 3" OF OPEN HOLES FOR MOMENT FLANGE CONNS.
 4) ALL MATERIAL AS NOTED
 3) 1-1/4" EDGE DISTANCE UNLESS NOTED.
 2) GRIND ALL ROUGH EDGES SMOOTH
 1) ALL WELDS 3/16" FILLETS OR BUTT WELDS, UNLESS NOTED, PROCEDURES PER AWS D.1.1 LATEST REV.

GENERAL NOTES:

A	For Approval	12/27/10	TMc	TAN
0	For Fabrication F&F	2/22/11	TMc	TH
REV.	DESCRIPTION	DATE	DWN	CHK
GENERAL NOTES				
MATERIAL: A992	UN	ELECTRODES: E70XX LH	REF. DRG.	JOB USE
HOLES: 13/16	DIA. UN	CONNS: A325N - U.N.		SHOP
SURFACE PREP. AND PAINT:				APPROVAL
SSPC-SP3 #30-18, Red Oxide				
DESCRIPTION: BEAM DETAILS				
PROJ. NAME	St Marys Medical Center			
LOCATION	1102 Million Dollar Highway, St. Marys, PA.			
CONTRACTOR	Hallstrom Construction, Inc.	ARCH/ENG.	KTH Architects, Inc./Lee-Simpson Assoc., Inc.	
Altoona Pipe And Steel Supply Co.				
1128 Ninth Avenue Altoona, Pa 16603-0112 (814) 944-1631				
		DRAWN BY	TMc	
		DATE	12/26/2010	
		CHKD. BY	TH	
		DATE		
		JOB No.	3-21375	
		DRG. No.	17	
		REV.	0	

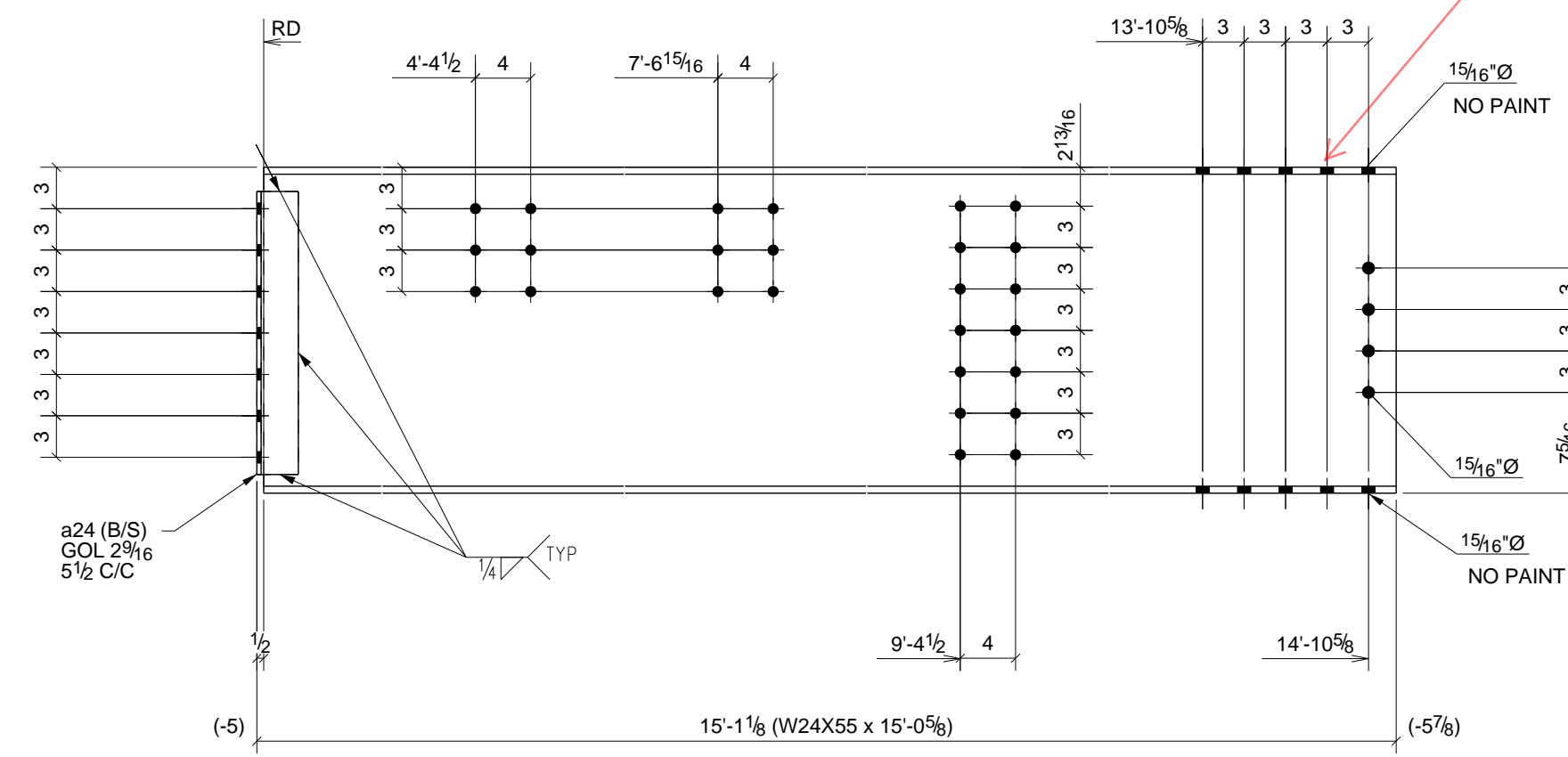


PHASE					BILL OF MATERIAL						
1	2	3	4	5	SHIP MARK	NO PCS	DESCRIPTION	LENGTH	PIECE MARK	REMARKS - PROC./GR.	ABM #
0	1	1	0	0	2	18B2	2	W24X55	23'-0 7/8"	SQ-2 A992	B21
							2	L4X3X1/4	23'-0 3/8"	a36 A36	
							4	BAR1/4"X4"	0'-5 3/16"	p13 A36	
0	1	1	0	0	2	18B3	2	W24X55	23'-0 7/8"	SQ-2 A992	B22
							2	L4X3X1/4	23'-0 3/8"	a36 A36	
							4	BAR1/4"X4"	0'-5 3/16"	p13 A36	
1	0	0	0	0	1	18B4	1	W24X76	29'-5"	SQ-2 A992	B37
							4	L4X3X5/16	1'-8 1/2"	a25 A36	
							1	L4X3X5/16	8'-2"	a92 A36	
0	0	1	0	0	1	18B5	1	W24X76	29'-5 1/4"	SQ-2 A992	B38
							4	L4X3X5/16	1'-8 1/2"	a25 A36	
							1	L4X3X5/16	8'-2"	a92 A36	
0	1	0	0	0	1	18B6	1	W24X76	29'-5"	SQ-2 A992	B37
							4	L4X3X5/16	1'-8 1/2"	a25 A36	
							1	L4X3X5/16	8'-2"	a92 A36	

6) APPROVER VERIFY ALL E PLAN ELEVATIONS PRIOR TO FAB.
 5) NO PAINT WITHIN 3" OF OPEN HOLES FOR MOMENT FLANGE CONNS.
 4) ALL MATERIAL AS NOTED
 3) 1-1/4" EDGE DISTANCE UNLESS NOTED.
 2) GRIND ALL ROUGH EDGES SMOOTH
 1) ALL WELDS 3/16" FILLETS OR BUTT WELDS, UNLESS NOTED. PROCEDURES PER AWS D.1.1 LATEST REV.

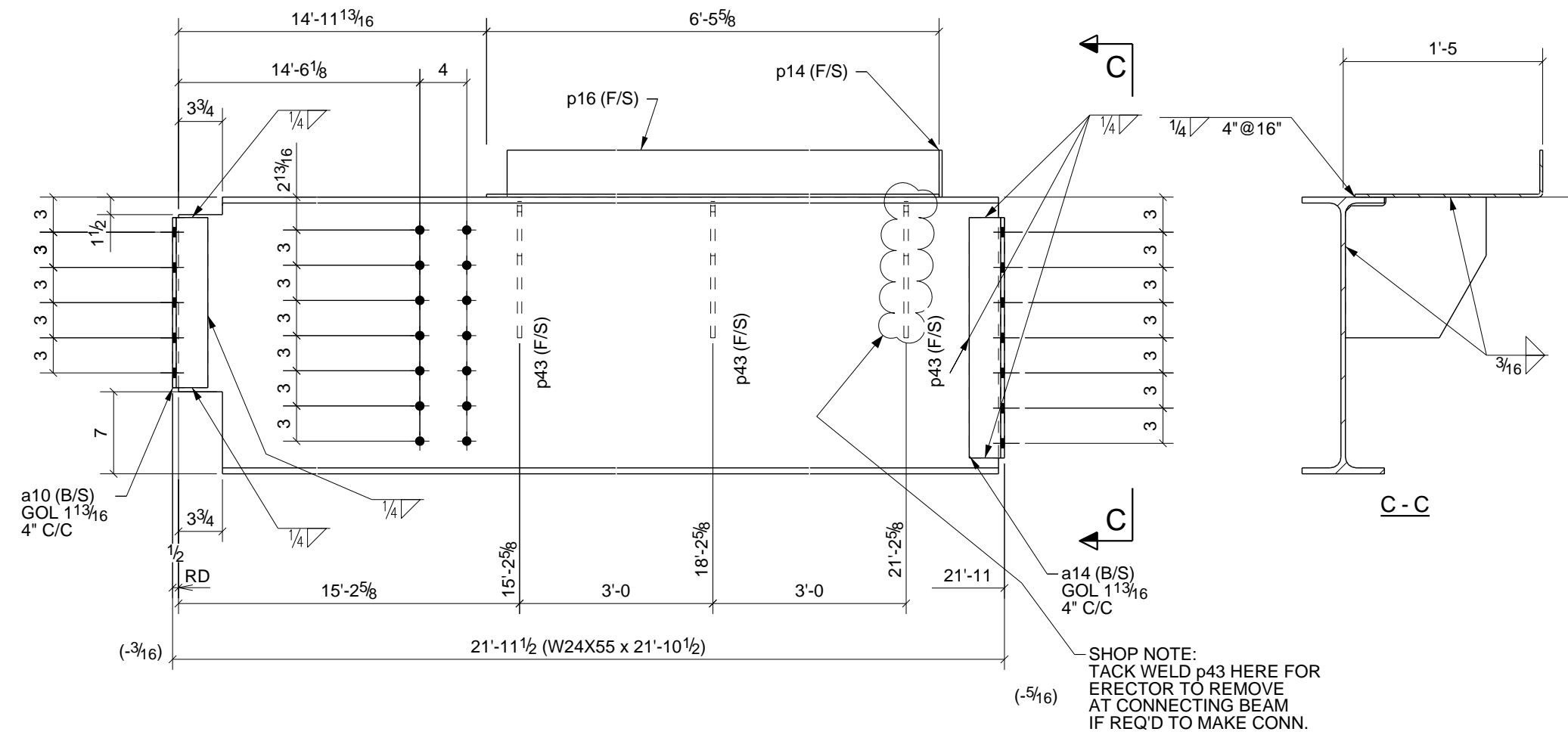
GENERAL NOTES:

A	For Approval	12/27/10	TMc	TAN
0	For Fabrication F&F	2/22/11	TMc	TH
REV.	DESCRIPTION	DATE	DWN	CHK
GENERAL NOTES				
MATERIAL: A992	UN	ELECTRODES: E70XX LH	REF. DRG.	JOB USE
HOLES: 13/16	DIA. UN	CONNS: A325N - U.N.		SHOP
SURFACE PREP. AND PAINT:				APPROVAL
SSPC-SP3 #30-18, Red Oxide				
DESCRIPTION: BEAM DETAILS				
PROJ. NAME	St Marys Medical Center			DRAWN BY
LOCATION	1102 Million Dollar Highway, St. Marys, PA.			DATE
CONTRACTOR	Hallstrom Construction, Inc.	ARCH/ENG.	KTH Architects, Inc./Lee-Simpson Assoc., Inc.	CHKD. BY
Altoona Pipe And Steel Supply Co.				DATE
1128 Ninth Avenue				JOB No.
Altoona, Pa 16603-0112				3-21375
(814) 944-1631				DRG. No.
				18
				REV.
				0



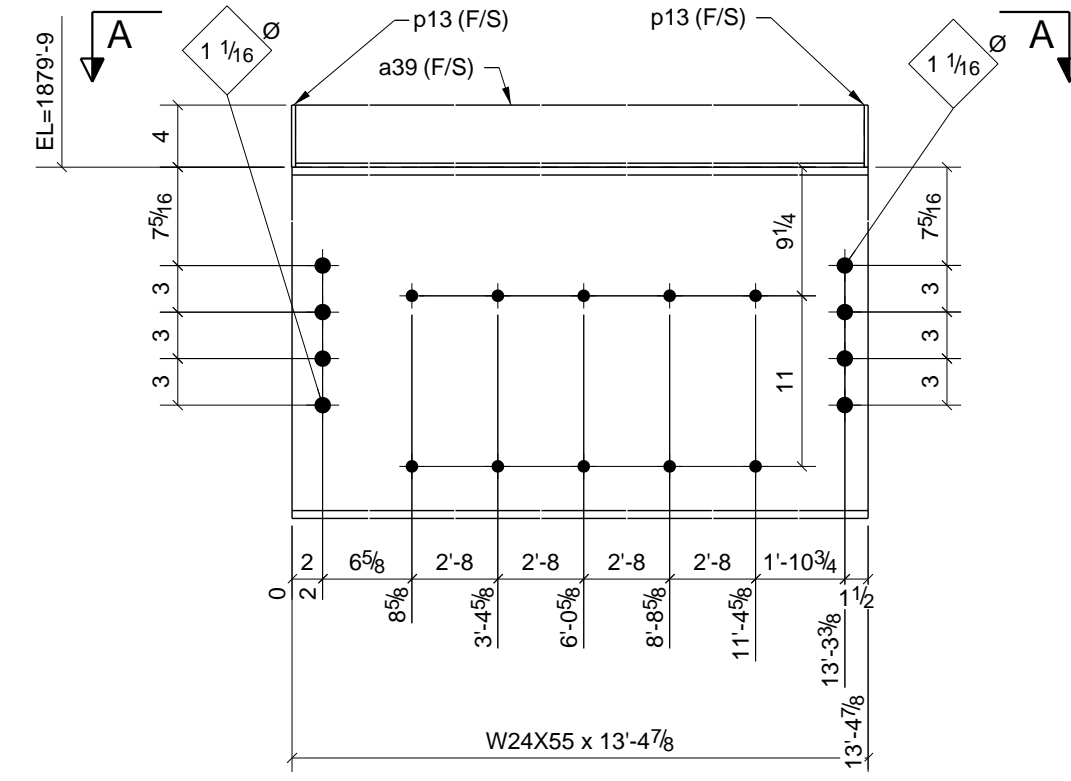
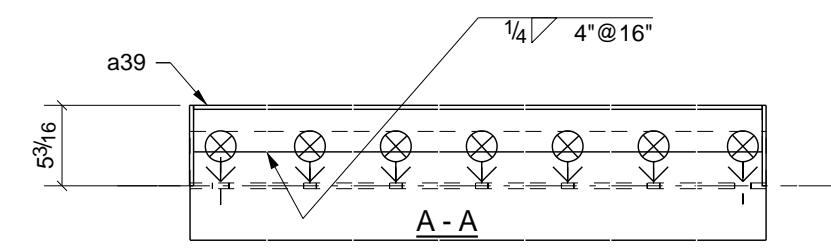
2 - BEAMS - 19B1

W 23.58" x 38"
F 7 x 1/2"



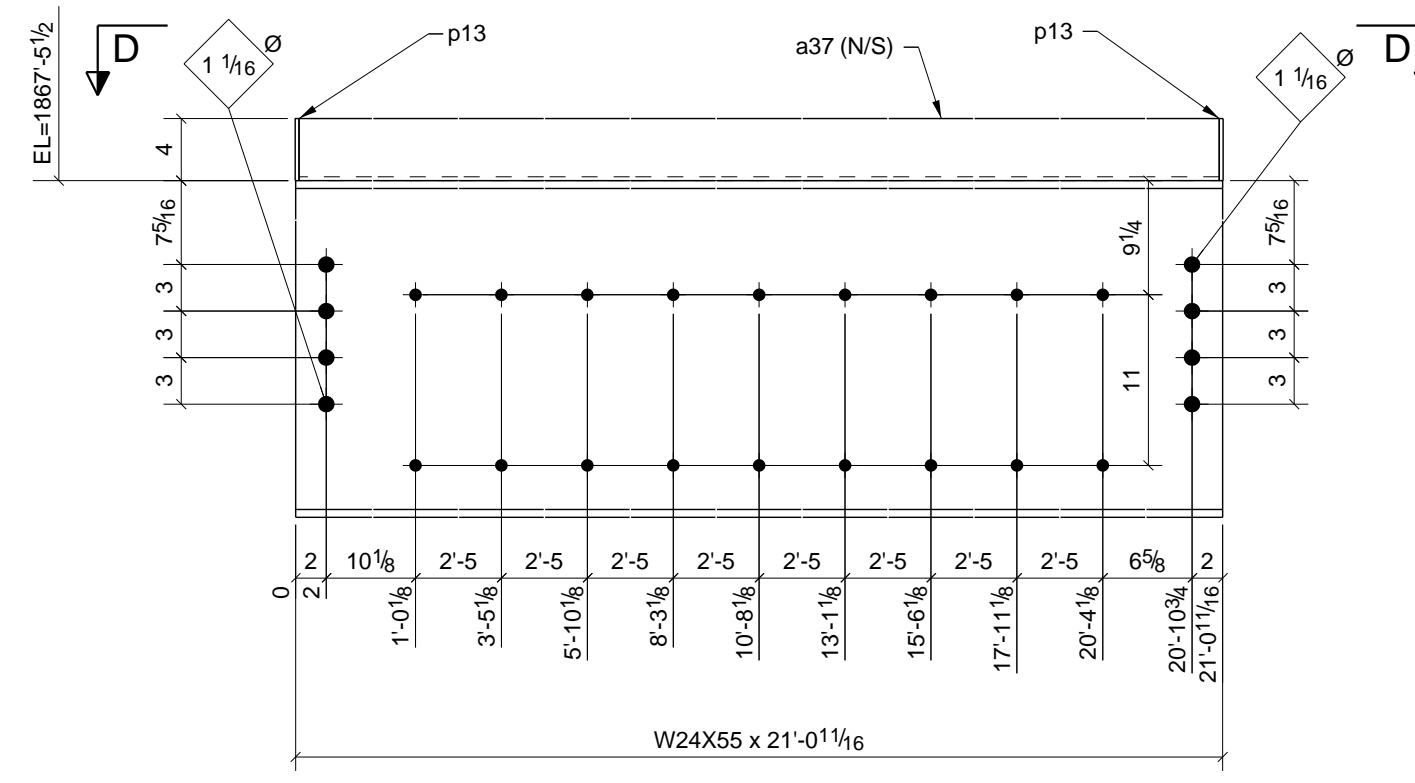
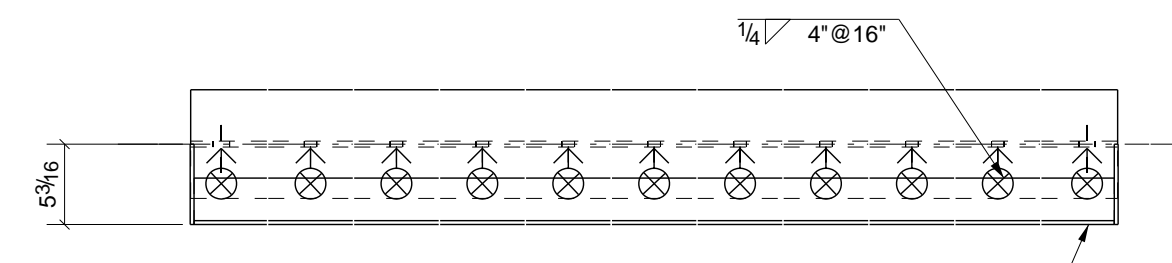
ONE - BEAM - 19B4

W 23.58" x 38"
F 7 x 1/2"



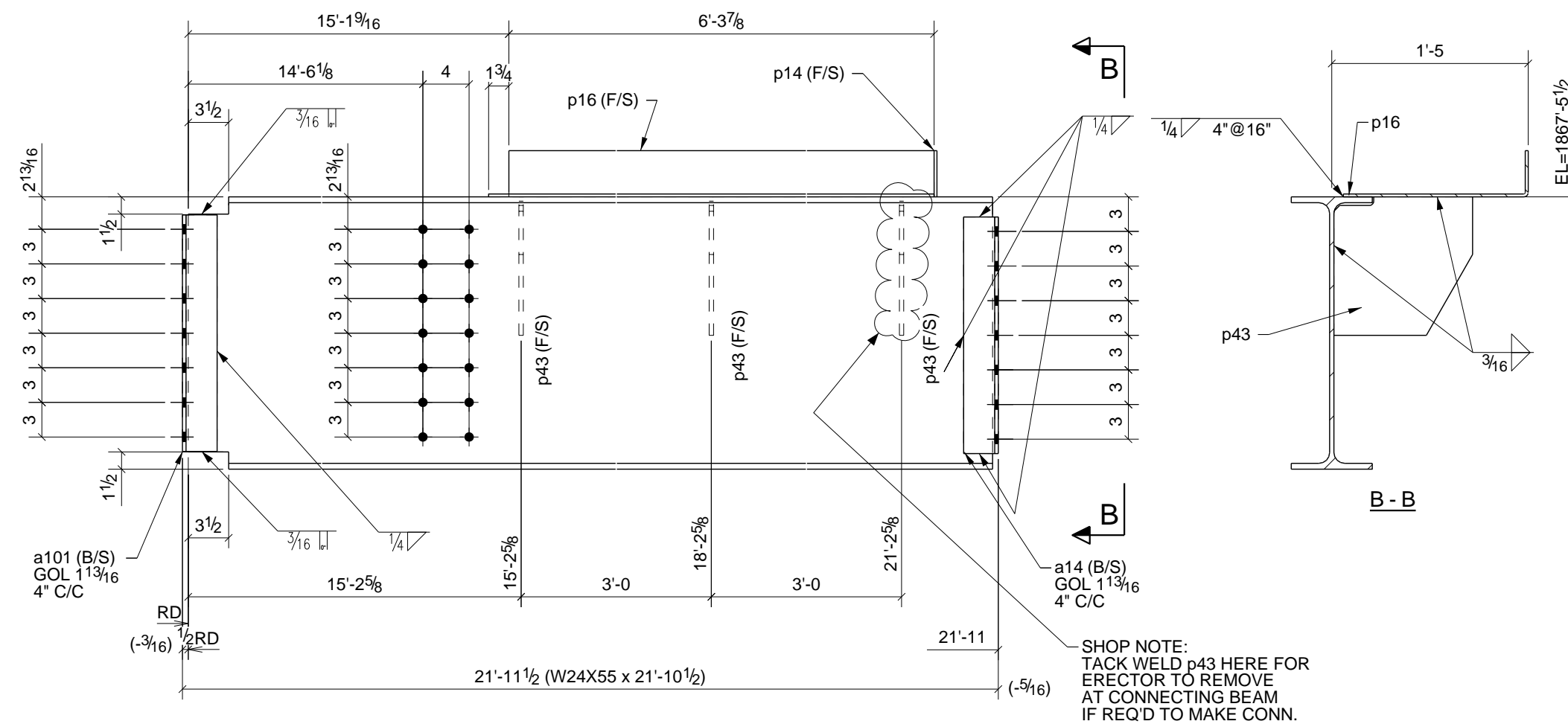
2 - BEAMS - 19B2

W 23.58" x 38"
F 7 x 1/2"



6 - BEAMS - 19B5

W 23.58" x 38"
F 7 x 1/2"



ONE - BEAM - 19B3

W 23.58" x 38"
F 7 x 1/2"

PHASE					BILL OF MATERIAL							
1	2	3	4	5	SHIP	MARK	NO PCS	DESCRIPTION	LENGTH	PIECE MARK	REMARKS - PROC./GR.	ABM #
0	2	0	0	0	2	19B1	2	W24X55	15'-0 5/8"		SO-2 A992	B42
							4	L4X3X5/16	1'-8 1/2"	a24	A36	
0	1	1	0	0	2	19B2	2	W24X55	13'-4 7/8"		SO-2 A992	B54
							2	L4X3X1/4	13'-4 3/8"	a39	A36	
							4	BAR1/4"X4"	0'-5 3/16"	p13	A36	
0	1	0	0	0	1	19B3	1	W24X55	21'-10 1/2"		SO-2 A992	B60
							2	L3X3X5/16	1'-8 1/2"	a14	A36	
							2	L3X3X5/16	1'-8 1/2"	a101	A36	
							1	BAR1/4"X4"	1'-4"	p14	A36	
							1	PL1/4"X19 13/16"	6'-5 5/8"	p16	A36	
							3	BAR3/8"X12"	1'-0"	p43	A36	
0	0	1	0	0	1	19B4	1	W24X55	21'-10 1/2"		SO-2 A992	B61
							2	L3X3X5/16	1'-2 1/2"	a10	A36	
							2	L3X3X5/16	1'-8 1/2"	a14	A36	
							1	BAR1/4"X4"	1'-4"	p14	A36	
							1	PL1/4"X19 13/16"	6'-5 5/8"	p16	A36	
							3	BAR3/8"X12"	1'-0"	p43	A36	
0	3	3	0	0	6	19B5	6	W24X55	21'-0 11/16"		SO-2 A992	B79
							6	L4X3X1/4	21'-0 1/4"	a37	A36	
							12	BAR1/4"X4"	0'-5 3/16"	p13	A36	

- 6) APPROVER VERIFY ALL E PLAN ELEVATIONS PRIOR TO FAB.
- 5) NO PAINT WITHIN 3" OF OPEN HOLES FOR MOMENT FLANGE CONNS.
- 4) ALL MATERIAL AS NOTED
- 3) 1-1/4" EDGE DISTANCE UNLESS NOTED.
- 2) GRIND ALL ROUGH EDGES SMOOTH
- 1) ALL WELDS 3/16" FILLETS OR BUTT WELDS, UNLESS NOTED, PROCEDURES PER AWS D.1.1 LATEST REV.

GENERAL NOTES:

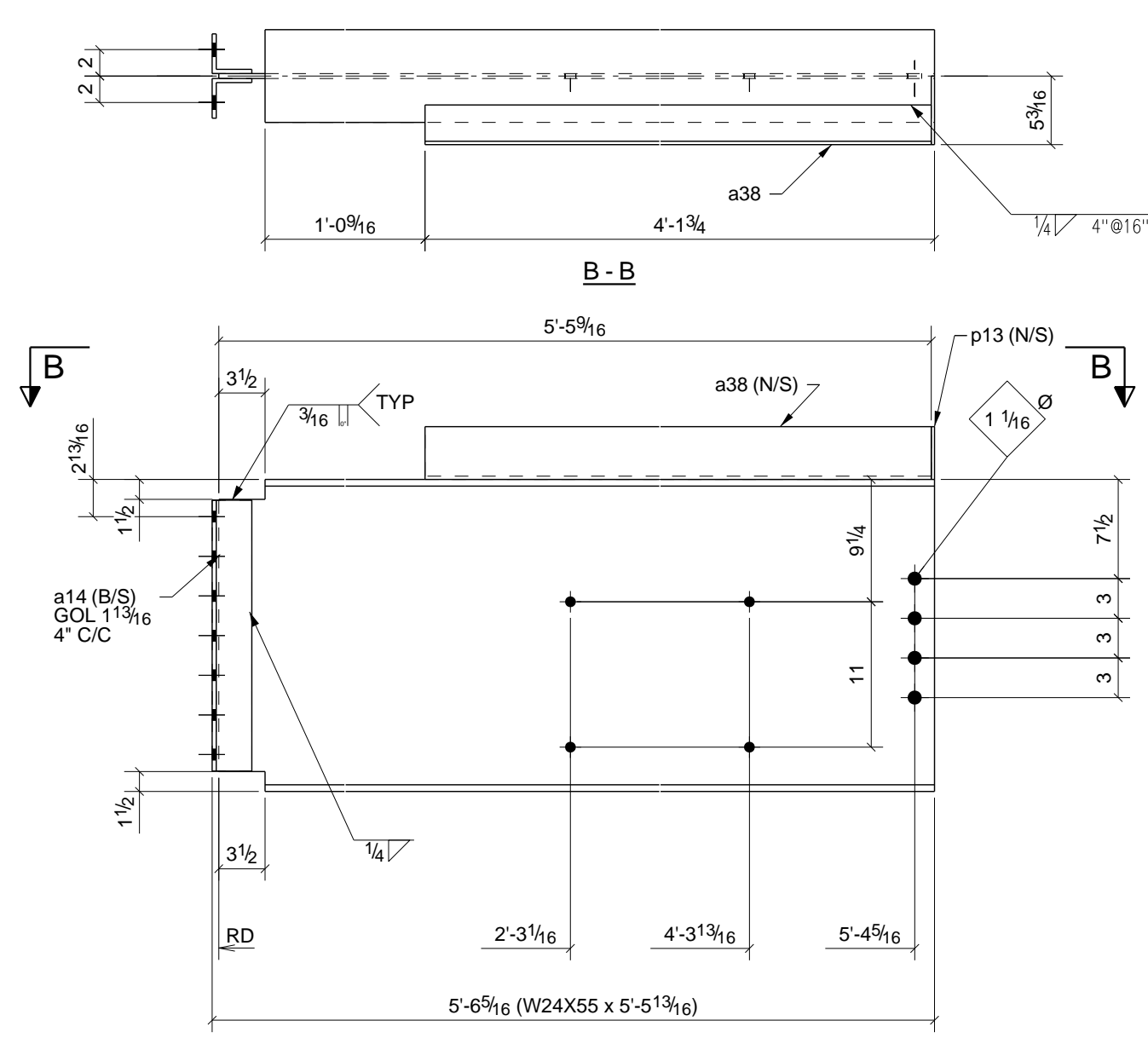
B	Br Plate Correction	12/30/10	TMC	TAN
A	For Approval	12/27/10	TMC	TAN
0	For Fabrication F&F	2/22/11	TMC	TH
REV.	DESCRIPTION	DATE	DWN	CHK
GENERAL NOTES				
MATERIAL: A992 U/N		ELECTRODES: E70XX LH		REF. DRG.
HOLES: 13/16 DIA. UN		CONNS: A325N - U.N.		
SURFACE PREP: AND PAINT:				
SSPC-SP3 #30-18, Red Oxide				
DESCRIPTION: BEAM DETAILS				
PROJ. NAME St Marys Medical Center				
LOCATION 1102 Million Dollar Highway, St. Marys, PA.				
CONTRACTOR Hallstrom Construction, Inc. ARCH/ KTH Architects, Inc./Lee-Simpson Assoc., Inc. ENG.				
DRAWN BY TMC				
DATE 12/26/2010				
CHKD. BY TH				
DATE				
Altoona Pipe And Steel Supply Co.				
1128 Ninth Avenue Altoona, Pa 16603-0112 (814) 944-1631				
JOB No. 3-21375				
DRG. No. 19 REV. 0				

PHASE					BILL OF MATERIAL						
1	2	3	4	5	SHIP MARK	NO PCS	DESCRIPTION	LENGTH	PIECE MARK	REMARKS - PROC./GR.	ABM #
0	1	1	0	0	2	20B2	2	W24X55	5'-5 13/16"	SQ-2 A992	B89
							4	L3X3X5/16	1'-8 1/2"	a14	A36
							2	L4X3X1/4	4'-1 1/2"	a38	A36
							2	BAR1/4"X4"	0'-5 3/16"	p13	A36
0	0	1	0	0	1	20B3	1	W24X68	29'-5 1/4"	SQ-2 A992	B101
							4	L4X3X5/16	1'-8 1/2"	a25	A36
0	0	0	1	0	1	20B4	1	W24X55	29'-5 1/4"	SQ-2 A992	B102
							4	L4X3X5/16	1'-8 1/2"	a24	A36
1	0	0	0	0	1	20B5	1	W24X76	29'-4 15/16"	SQ-2 A992	B133
							4	L4X3X5/16	1'-8 1/2"	a25	A36

- 6) APPROVER VERIFY ALL E PLAN ELEVATIONS PRIOR TO FAB.
- 5) NO PAINT WITHIN 3" OF OPEN HOLES FOR MOMENT FLANGE CONNS.
- 4) ALL MATERIAL AS NOTED.
- 3) 1-1/4" EDGE DISTANCE UNLESS NOTED.
- 2) GRIND ALL ROUGH EDGES SMOOTH.
- 1) ALL WELDS 3/16" FILLETS OR BUTT WELDS, UNLESS NOTED, PROCEDURES PER AWS D.1.1 LATEST REV.

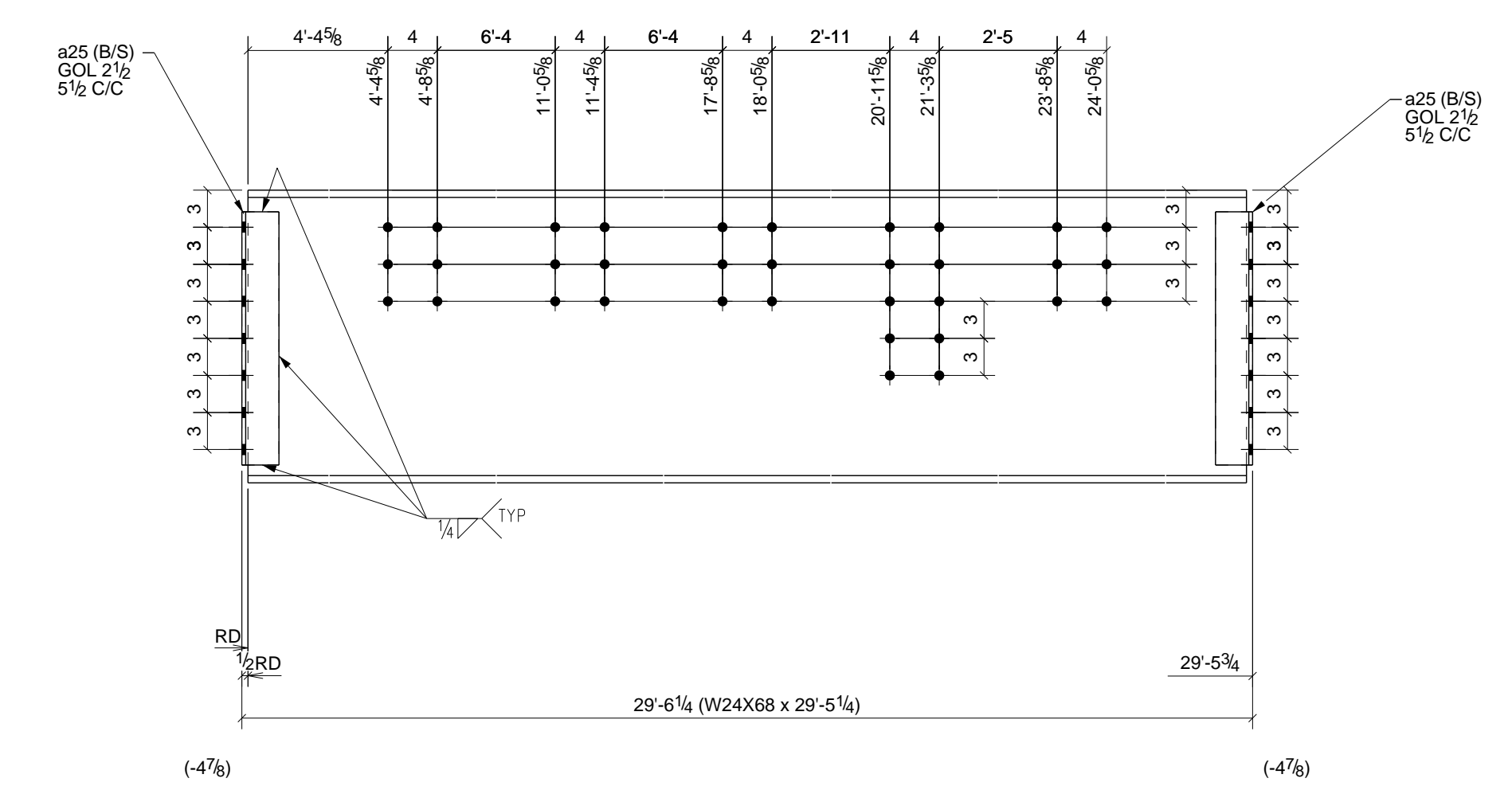
GENERAL NOTES:

B	Br Plate Correction	12/30/10	TMc	TAN
A	For Approval	12/27/10	TMc	TAN
0	For Fabrication F&F	2/22/11	TMc	TH
REV.	DESCRIPTION	DATE	DWN	CHK
GENERAL NOTES				
MATERIAL: A992		U/N	ELECTRODES: E70XX LH	REF. DRG.
HOLES: 13/16 DIA. U/N		CONNS: A325N - U.N.		
SURFACE PREP. AND PAINT:		SHOP		
SSPC-SP3		APPROVAL		
#30-18, Red Oxide				
DESCRIPTION: BEAM DETAILS				
PROJ. NAME	St Marys Medical Center		DRAWN BY	TMc
LOCATION	1102 Million Dollar Highway, St. Marys, PA.		DATE	12/26/2010
CONTRACTOR	Hallstrom Construction, Inc.	ARCH/ENG.	KTH Architects, Inc./Lee-Simpson Assoc., Inc	CHKD. BY
Altoona Pipe And Steel Supply Co.		DATE		
1128 Ninth Avenue		JOB No.		
Altoona, Pa 16603-0112		3-21375		
(814) 944-1631		DRG. No.		
		20		
		REV.		
		0		



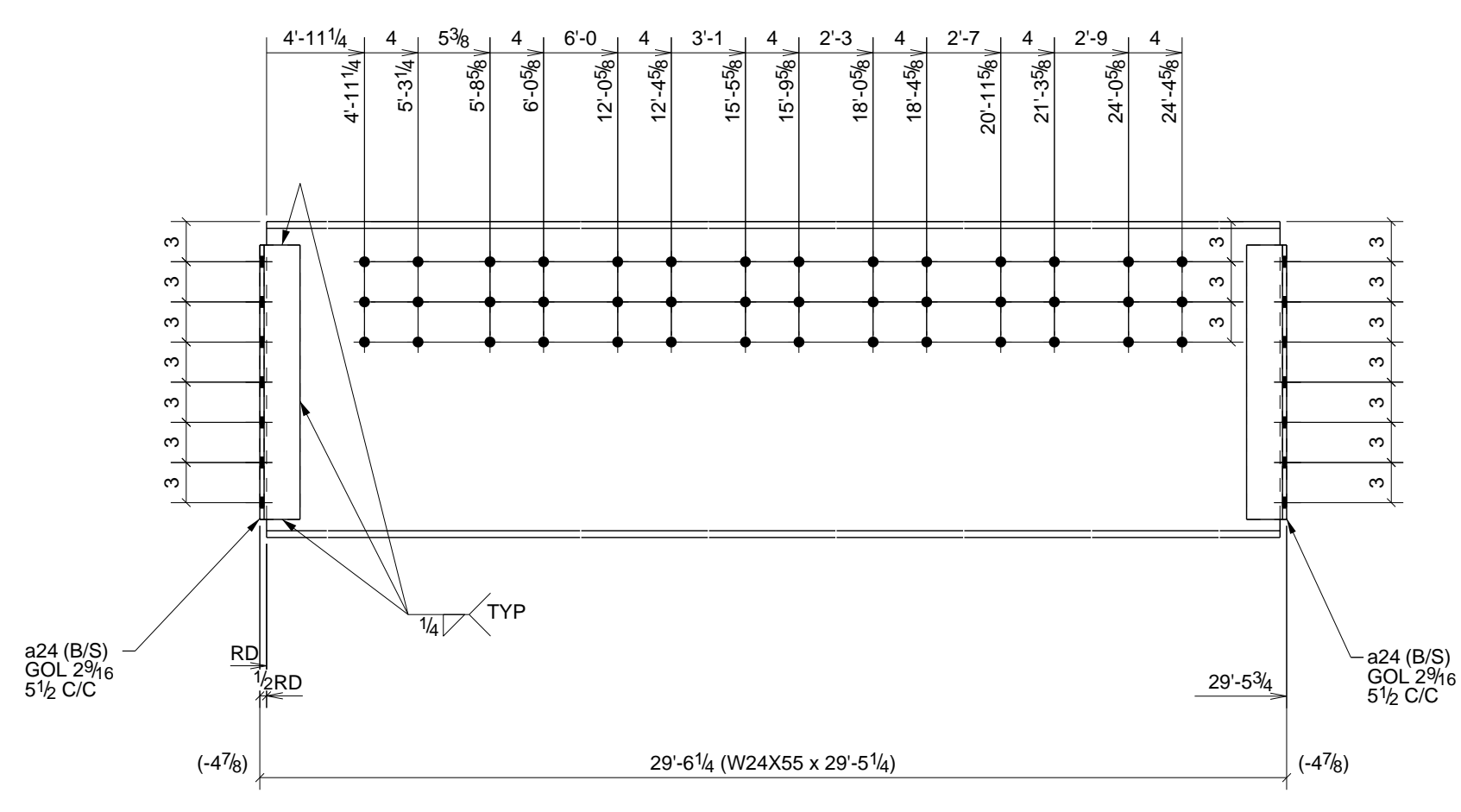
2 - BEAMS - 20B2

W | 23 5/8" x 3/8"
F | 7" x 1/2"



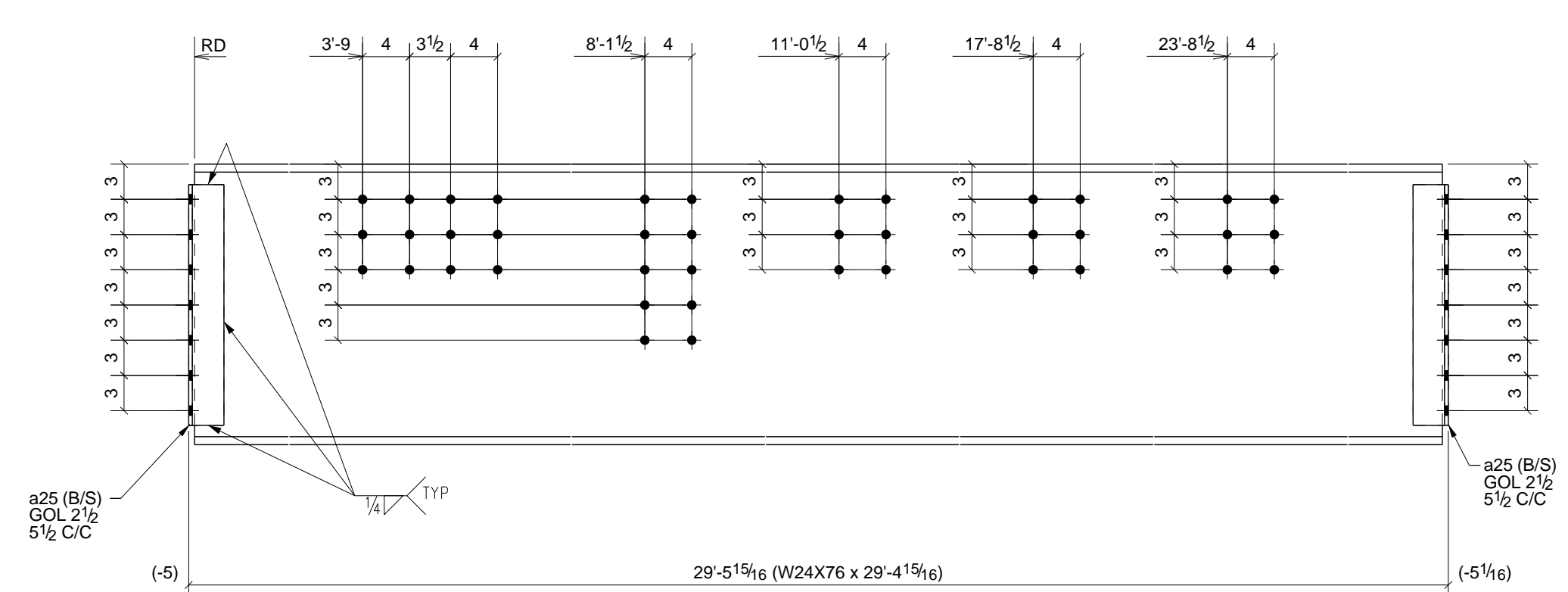
ONE - BEAM - 20B3

W | 23 11/16" x 7/16"
F | 9" x 9/16"



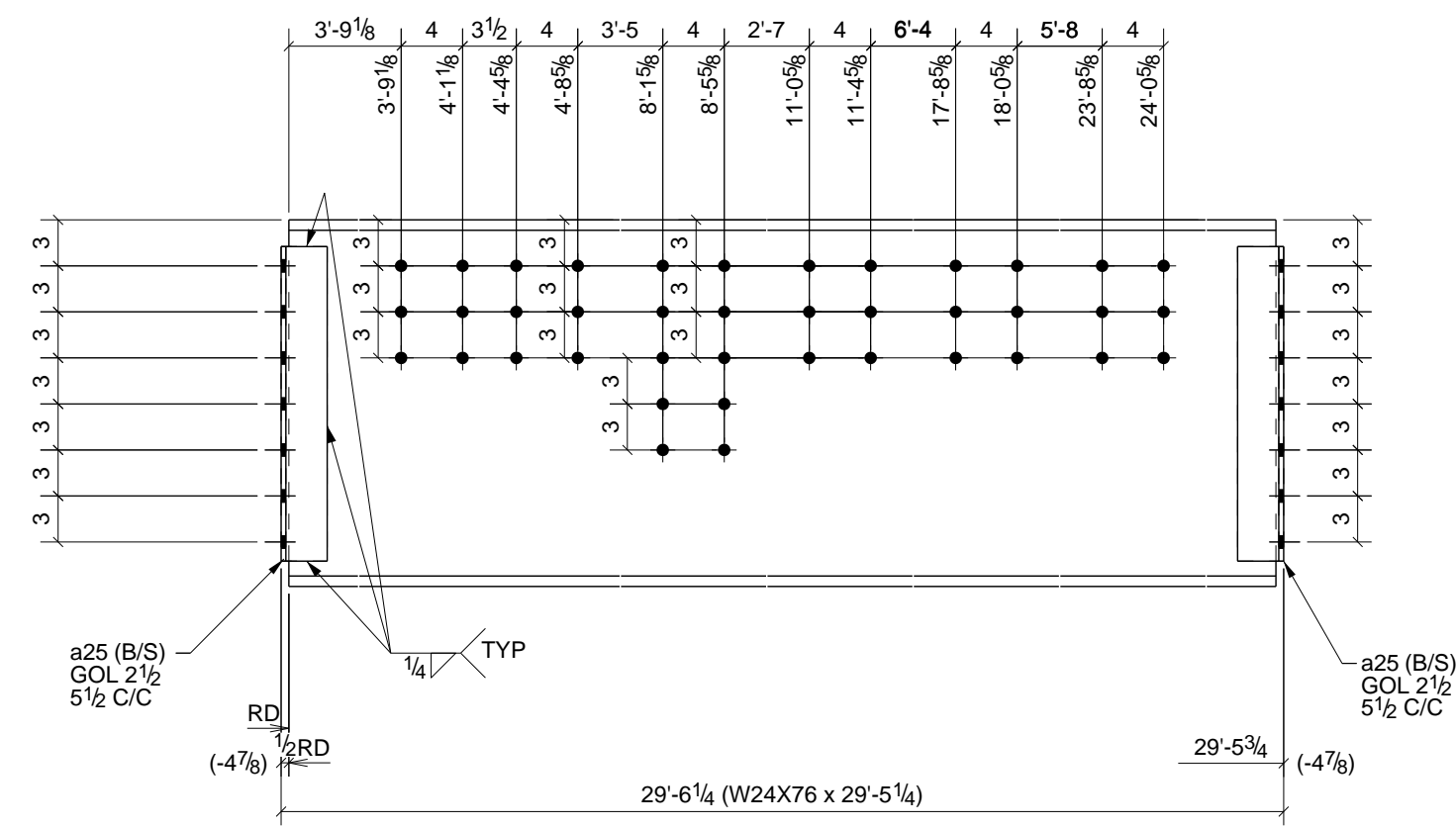
ONE - BEAM - 20B4

W | 23 5/8" x 3/8"
F | 7" x 1/2"



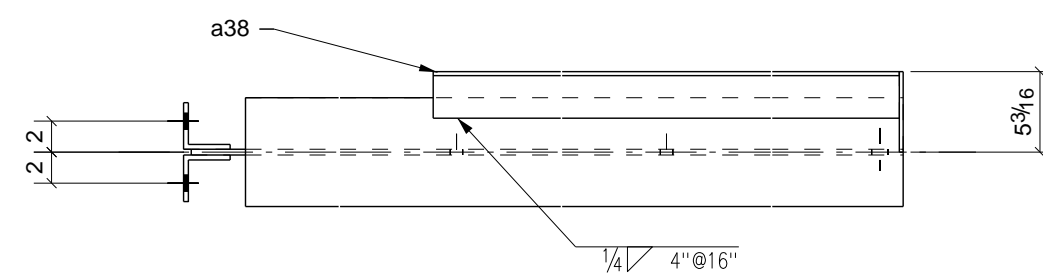
ONE - BEAM - 20B5

W | 23 7/8" x 7/16"
F | 9" x 9/16"

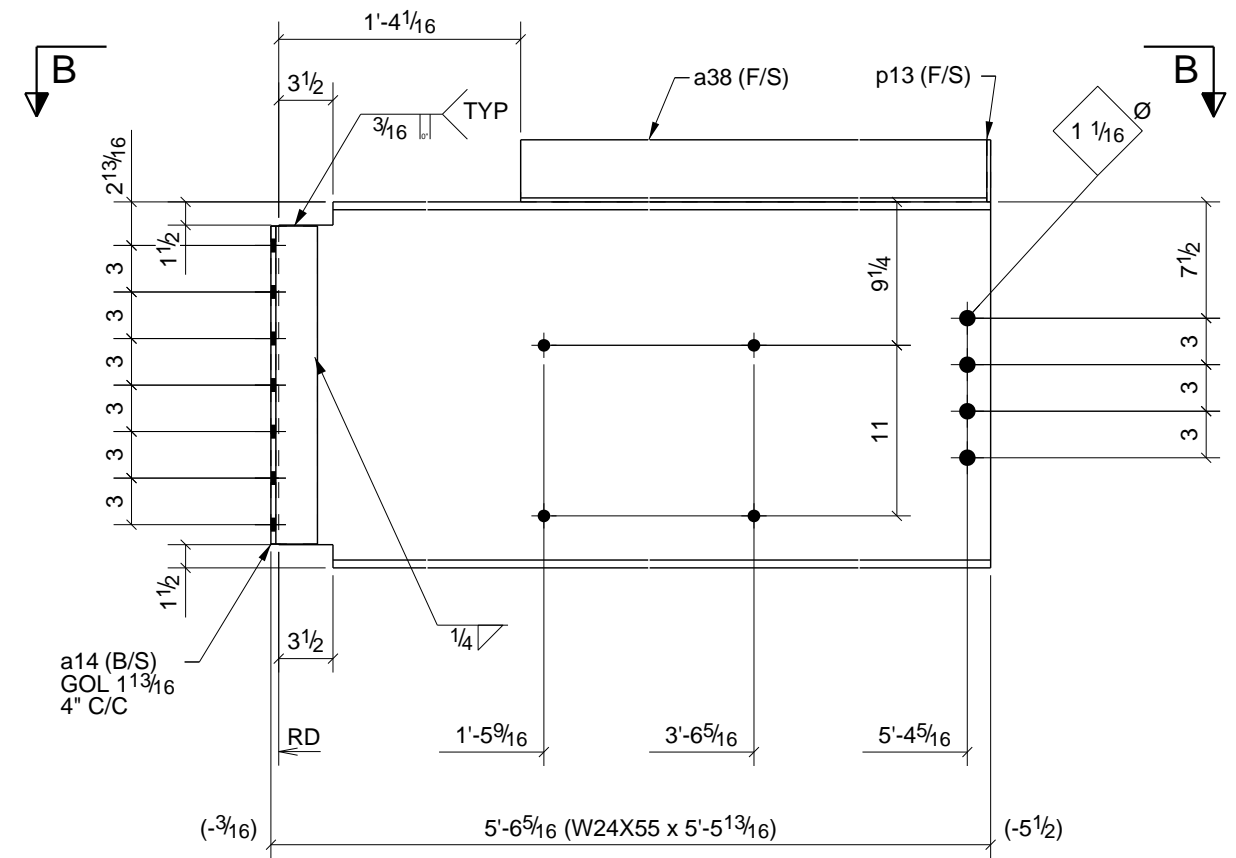


ONE - BEAM - 21B1

W 23 7/8" x 71 1/2"
F 9" x 11 1/16"

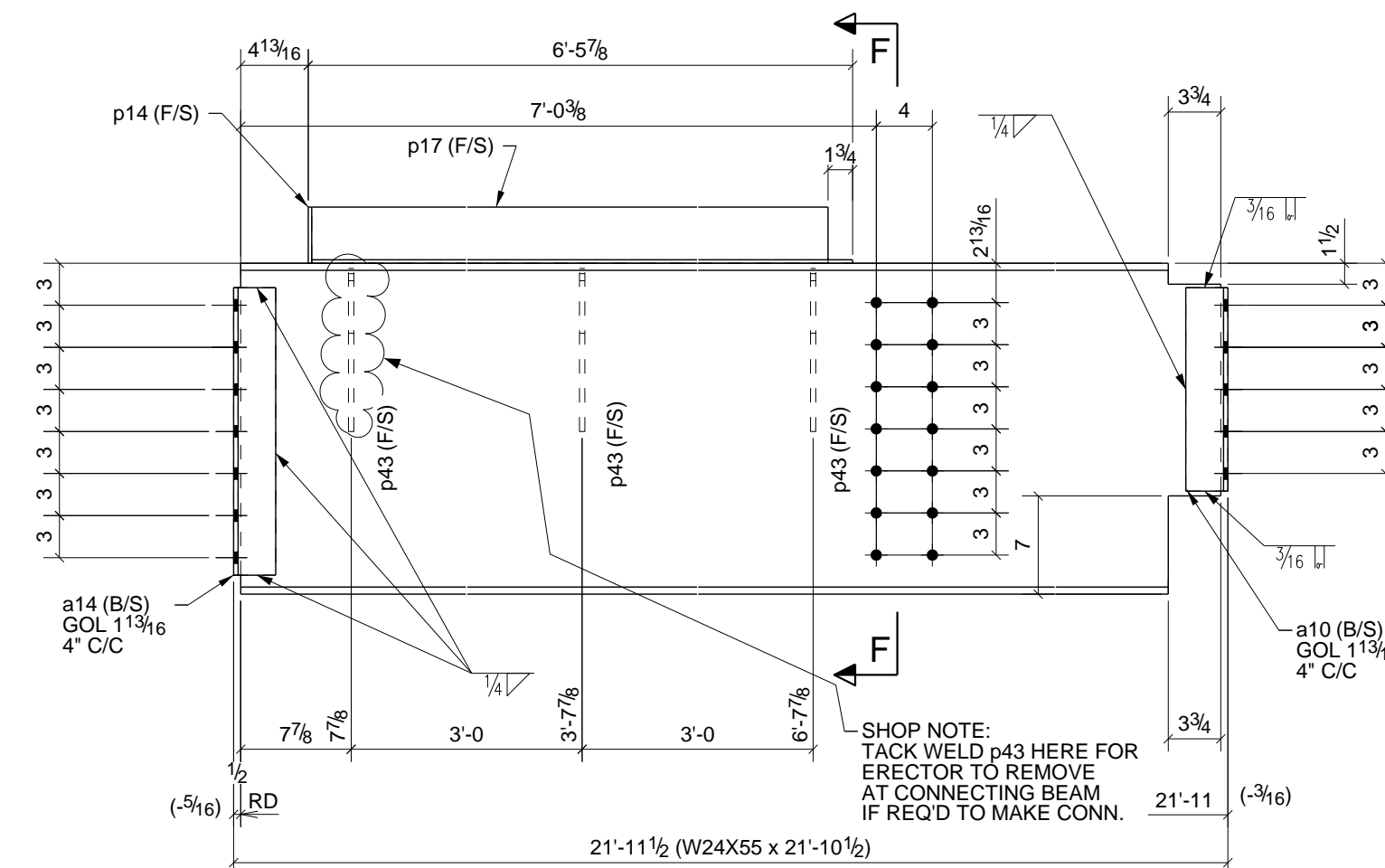


B - B



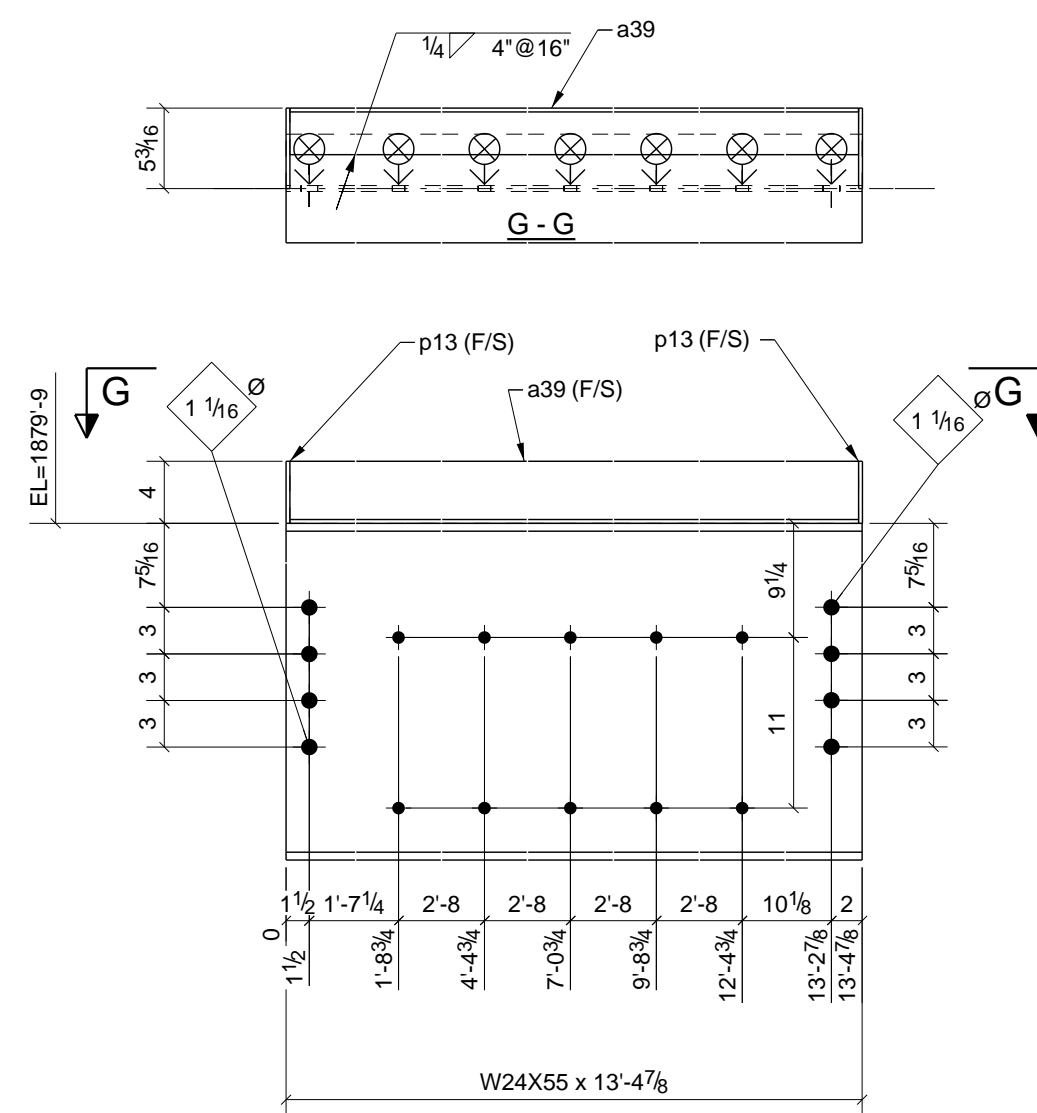
2 - BEAMS - 21B2

W 23 5/8" x 38"
F 7" x 1 1/2"



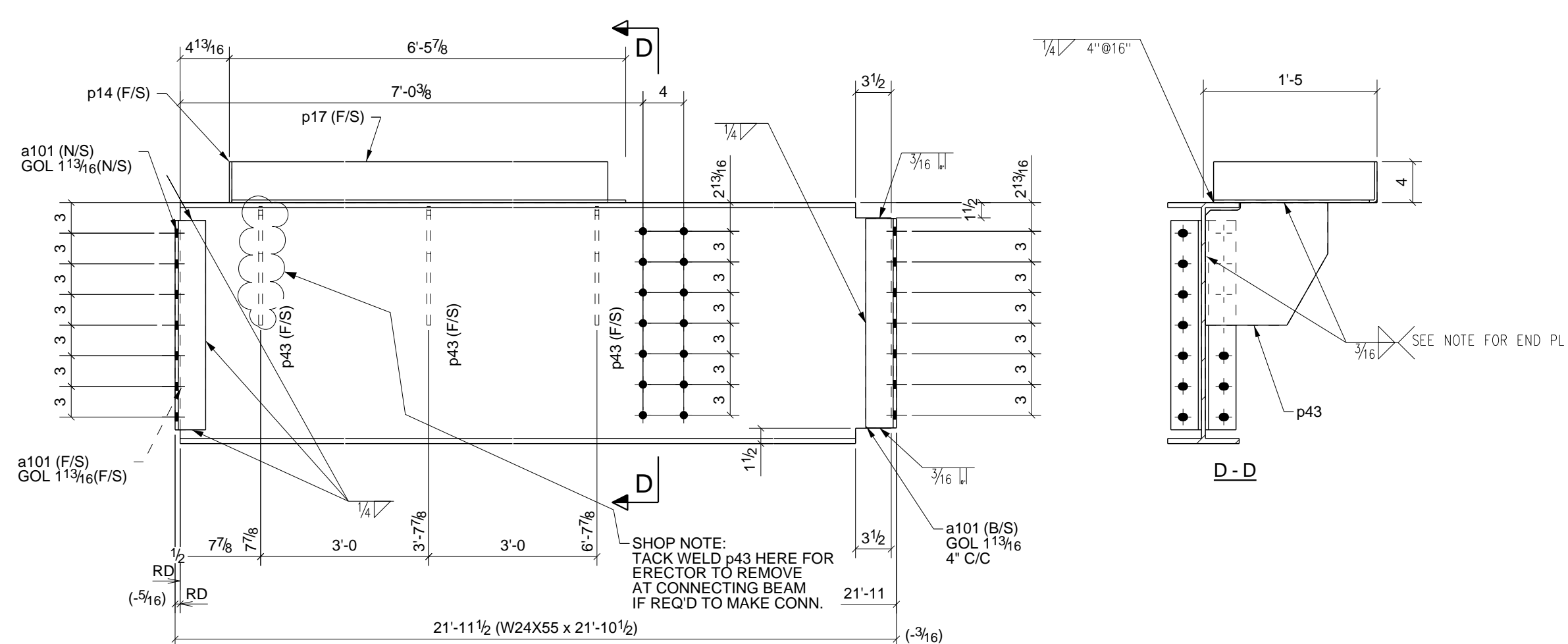
ONE - BEAM - 21B4

W 23 5/8" x 38"
F 7" x 1 1/2"



2 - BEAMS - 21B5

W 23 5/8" x 38"
F 7" x 1 1/2"



ONE - BEAM - 21B3

W 23 5/8" x 38"
F 7" x 1 1/2"

PHASE					BILL OF MATERIAL						
1	2	3	4	5	SHIP MARK	NO PCS	DESCRIPTION	LENGTH	PIECE MARK	REMARKS - PROC./GR.	ABM #
0	0	1	0	0	1	21B1	1	W24X76	29'-5 1/4"	SO-2 A992	B134
							4	L4X3X5/16	1'-8 1/2"	a25	A36
0	1	1	0	0	2	21B2	2	W24X55	5'-5 13/16"	SO-2 A992	B136
							4	L3X3X5/16	1'-8 1/2"	a14	A36
							2	L4X3X1/4	4'-1 1/2"	a38	A36
							2	BAR 1/4"X4"	0'-5 3/16"	p13	A36
0	1	0	0	0	1	21B3	1	W24X55	21'-10 1/2"	SO-2 A992	B157
							4	L3X3X5/16	1'-8 1/2"	a101	A36
							1	BAR 1/4"X4"	1'-4"	p14	A36
							1	PL 1/4"X19 13/16"	6'-5 5/8"	p17	A36
							3	BAR 3/8"X12"	1'-0"	p43	A36
0	0	1	0	0	1	21B4	1	W24X55	21'-10 1/2"	SO-2 A992	B158
							2	L3X3X5/16	1'-2 1/2"	a10	A36
							2	L3X3X5/16	1'-8 1/2"	a14	A36
							1	BAR 1/4"X4"	1'-4"	p14	A36
							1	PL 1/4"X19 13/16"	6'-5 5/8"	p17	A36
							3	BAR 3/8"X12"	1'-0"	p43	A36
0	1	1	0	0	2	21B5	2	W24X55	13'-4 7/8"	SO-2 A992	B159
							2	L4X3X1/4	13'-4 3/8"	a39	A36
							4	BAR 1/4"X4"	0'-5 3/16"	p13	A36

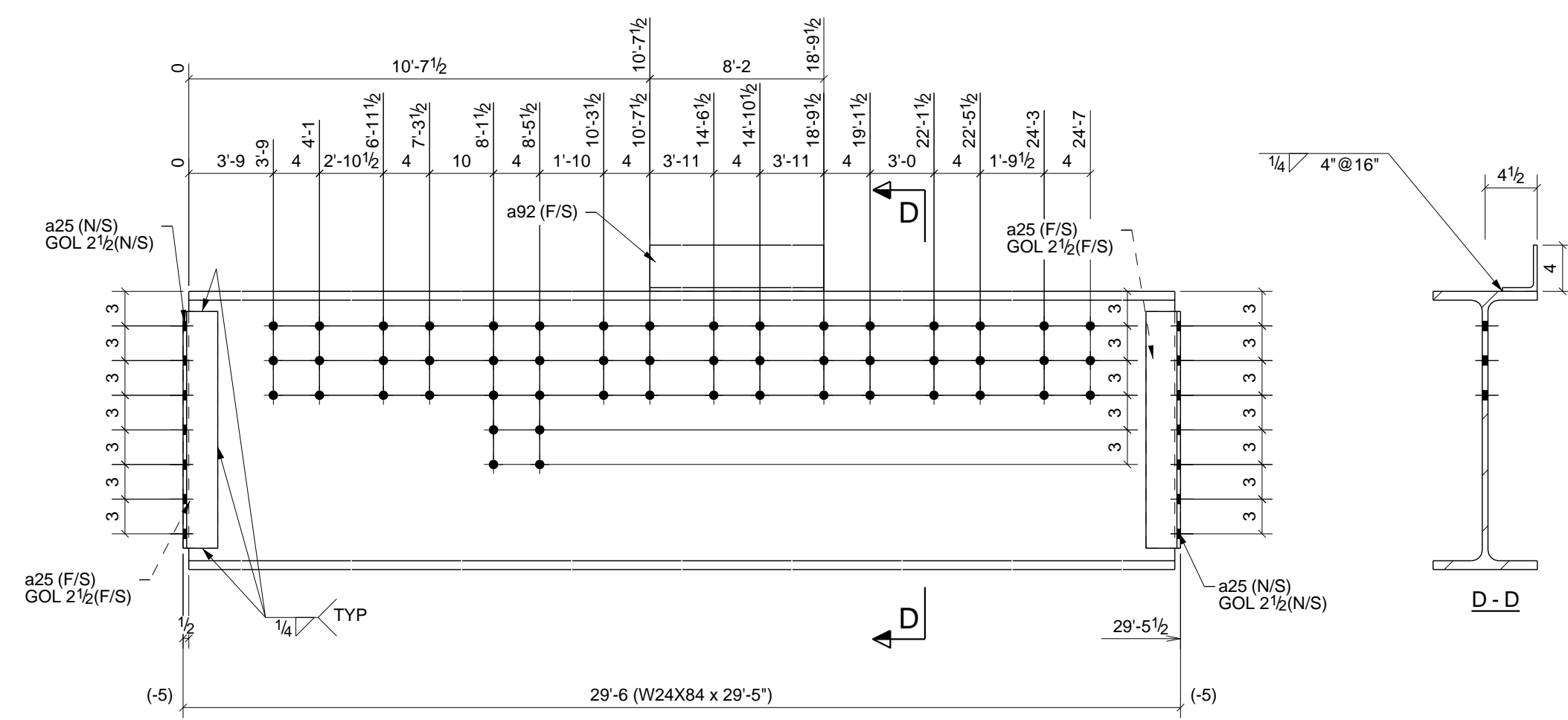
- 6) APPROVER VERIFY ALL E PLAN ELEVATIONS PRIOR TO FAB.
- 5) NO PAINT WITHIN 3" OF OPEN HOLES FOR MOMENT FLANGE CONNS.
- 4) ALL MATERIAL AS NOTED
- 3) 1-1/4" EDGE DISTANCE UNLESS NOTED.
- 2) GRIND ALL ROUGH EDGES SMOOTH
- 1) ALL WELDS 3/16" FILLETS OR BUTT WELDS, UNLESS NOTED, PROCEDURES PER AWS D.1.1 LATEST REV.

GENERAL NOTES:

B	Br Plate Correction	12/30/10	TMc	TAN
A	For Approval	12/27/10	TMc	TAN
0	For Fabrication F&F	2/22/11	TMc	TH

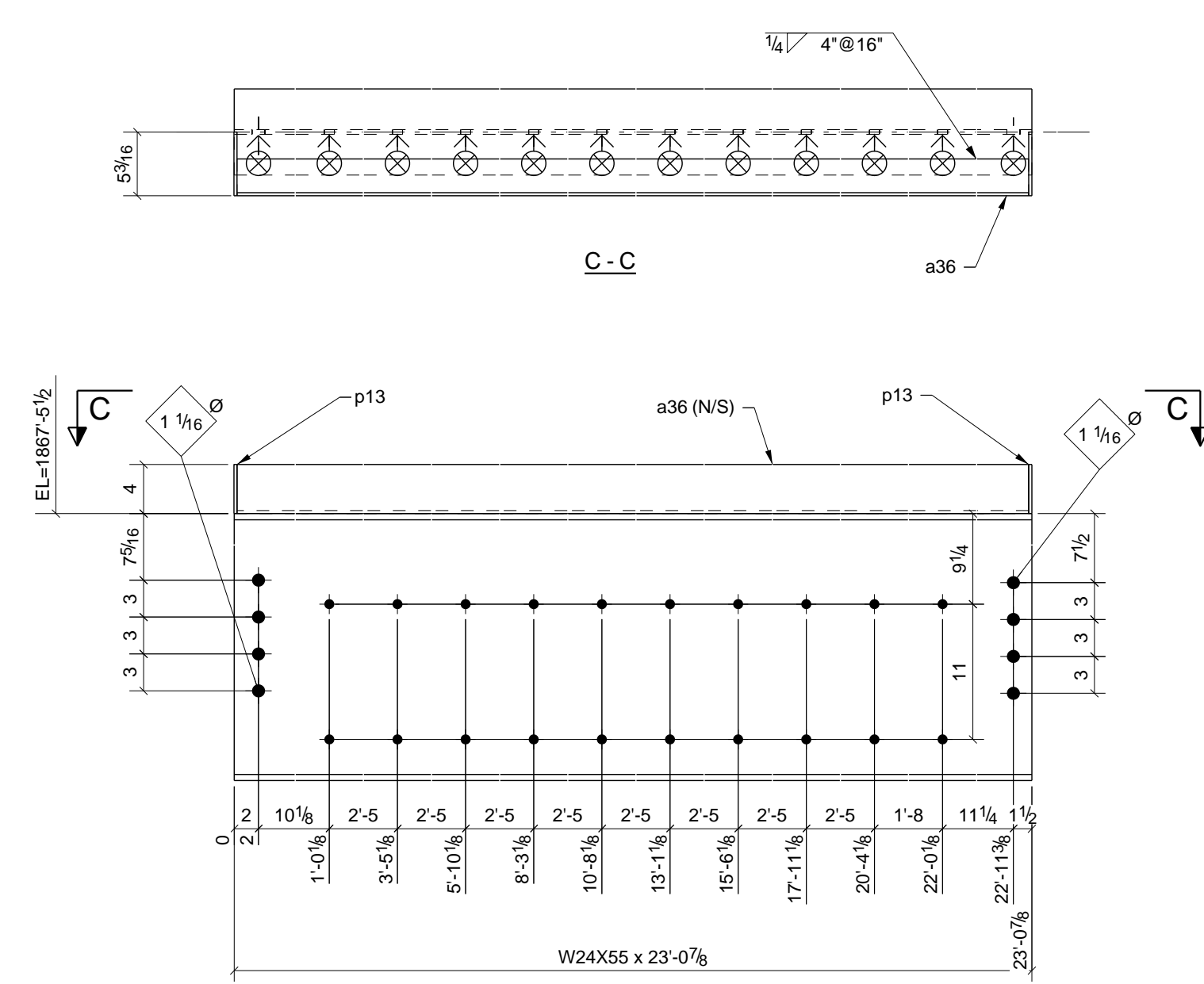
REV.	DESCRIPTION	DATE	DWN	CHK
GENERAL NOTES				
MATERIAL: A992 U/N ELECTRODES: E70XX LH REF. DRG.				
HOLES: 13/16" DIA. U/N CONNS: A325N - U.N.				
SURFACE PREP: SSPC-SP3 #30-18, Red Oxide				
AND PAINT:				

DESCRIPTION: BEAM DETAILS		DRAWN BY: TMc
PROJ. NAME: St Marys Medical Center	LOCATION: 1102 Million Dollar Highway, St. Marys, PA.	DATE: 12/26/2010
CONTRACTOR: Hallstrom Construction, Inc.	ARCH/ENG: KTH Architects, Inc./Lee-Simpson Assoc., Inc.	CHKD. BY: TH
Altoona Pipe And Steel Supply Co. 1128 Ninth Avenue Altoona, Pa 16603-0112 (814) 944-1631		DATE: 3-21-375 JOB No. 3-21375 REV. 0



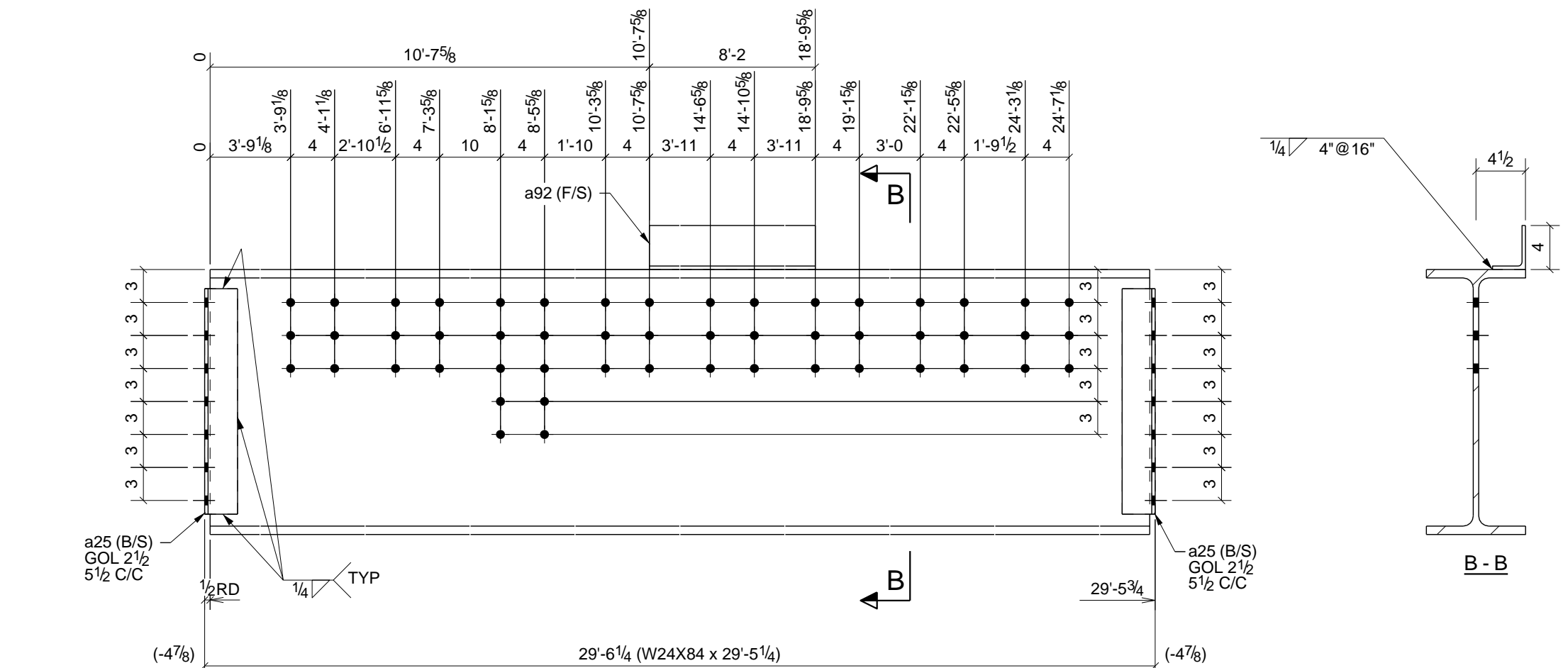
ONE - BEAM - 22B1

W 24 18" x 112"
F 9" x 3/4"



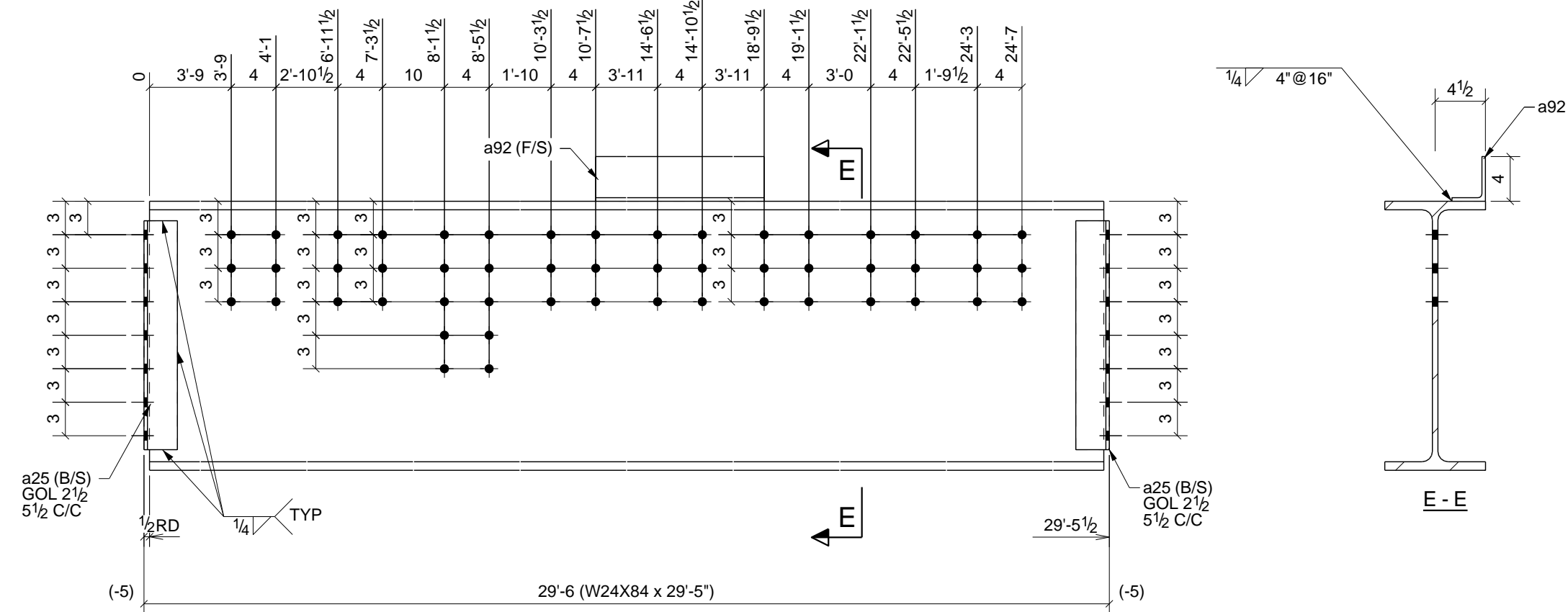
2 - BEAMS - 22B4

W 23 5/8" x 38"
F 7" x 1/2"



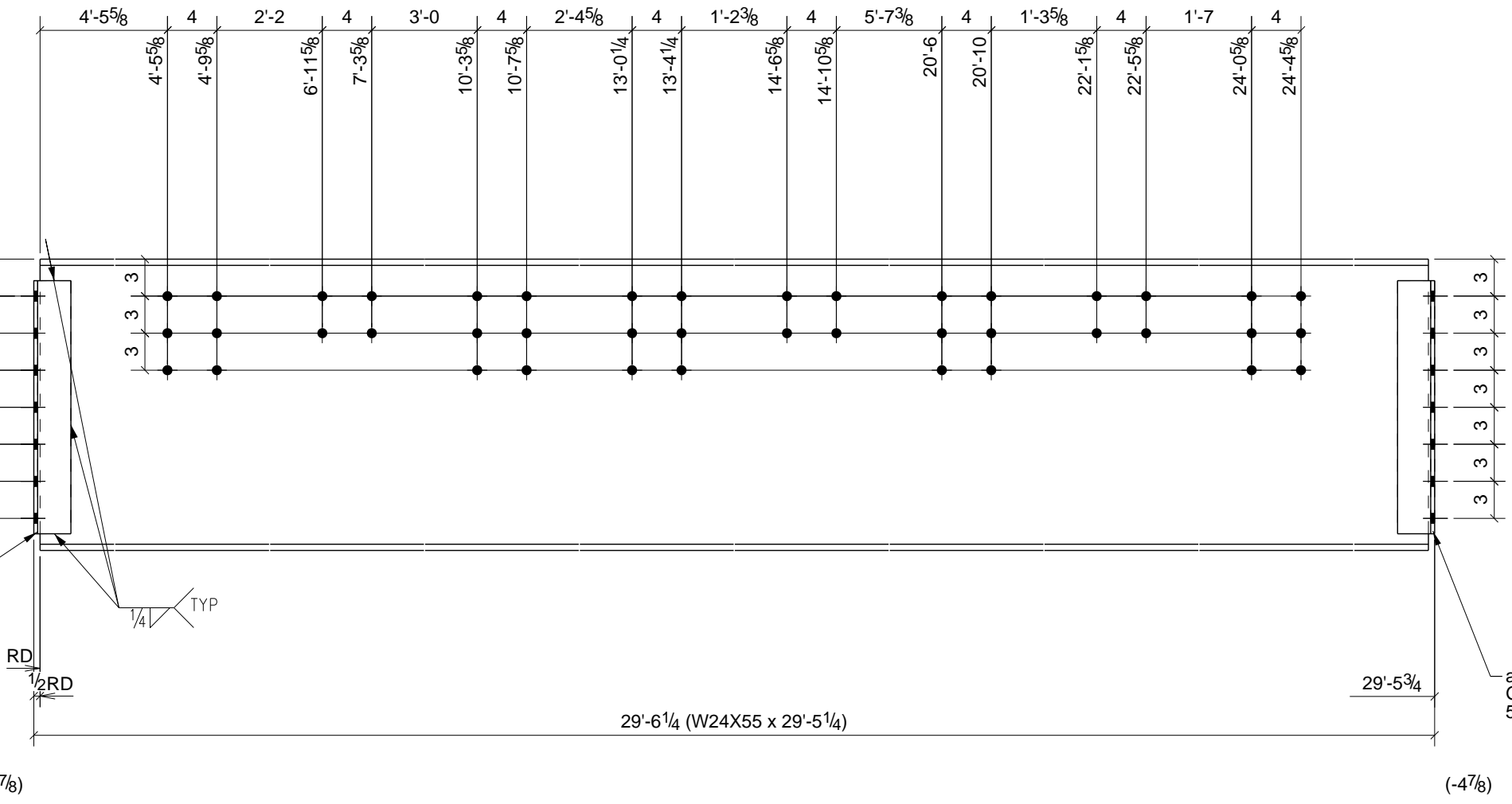
ONE - BEAM - 22B2

W 24 18" x 112"
F 9" x 3/4"



ONE - BEAM - 22B5

W 24 18" x 112"
F 9" x 3/4"



ONE - BEAM - 22B3

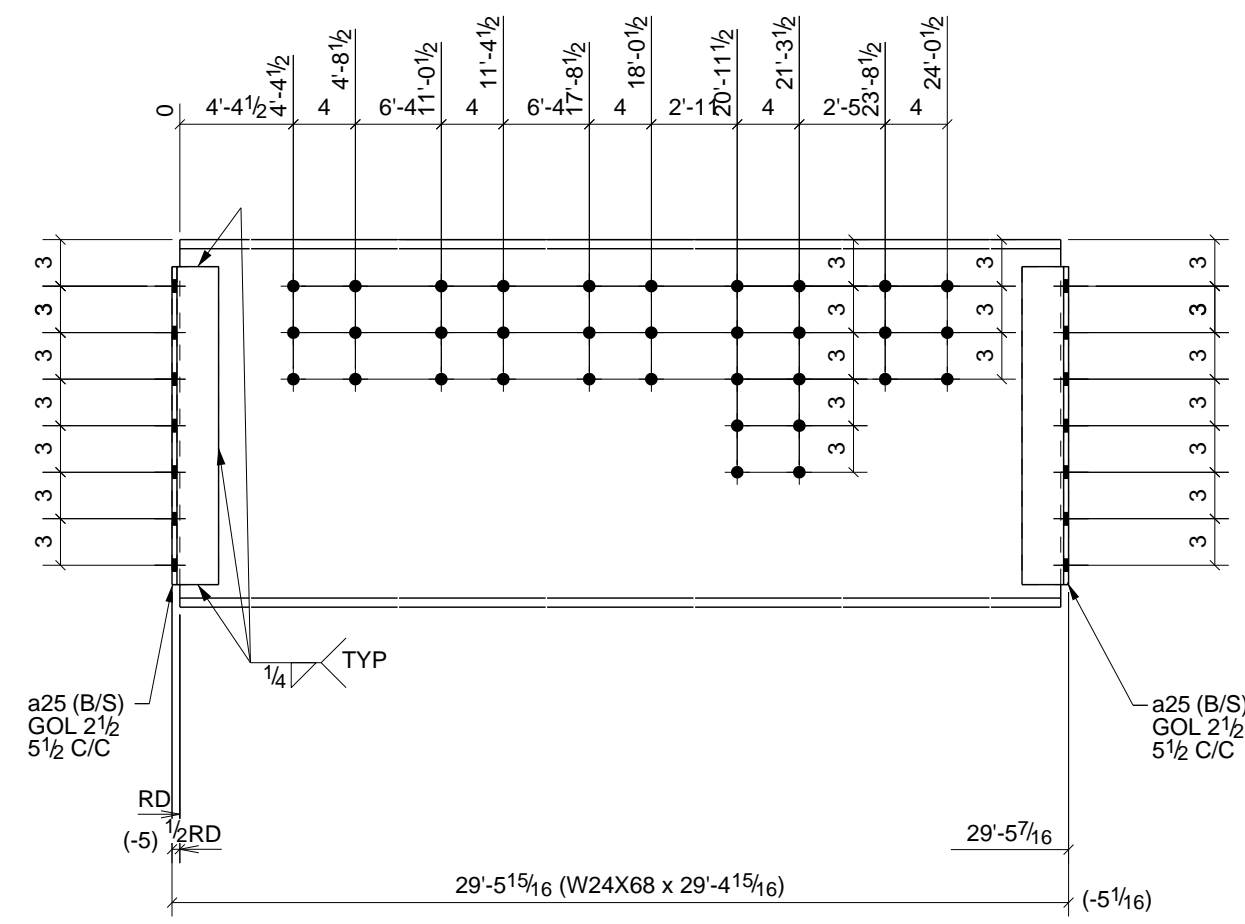
W 23 5/8" x 38"
F 7" x 1/2"

PHASE					BILL OF MATERIAL						
1	2	3	4	5	SHIP MARK	NO PCS	DESCRIPTION	LENGTH	PIECE MARK	REMARKS - PROC./GR.	ABM #
0	1	0	0	0	1	22B1	1	W24X84	29'-5"	SQ-2 A992	B164
							4	L4X3X5/16	1'-8 1/2"	a25	A36
							1	L4X3X5/16	8'-2"	a92	A36
0	0	1	0	0	1	22B2	1	W24X84	29'-5 1/4"	SQ-2 A992	B165
							4	L4X3X5/16	1'-8 1/2"	a25	A36
							1	L4X3X5/16	8'-2"	a92	A36
0	0	0	1	0	1	22B3	1	W24X55	29'-5 1/4"	SQ-2 A992	B166
							4	L4X3X5/16	1'-8 1/2"	a24	A36
0	1	1	0	0	2	22B4	2	W24X55	23'-0 7/8"	SQ-2 A992	B169
							2	L4X3X1/4	23'-0 3/8"	a36	A36
							4	BAR 1/4" X 4"	0'-5 3/16"	p13	A36
1	0	0	0	0	1	22B5	1	W24X84	29'-5"	SQ-2 A992	B164
							4	L4X3X5/16	1'-8 1/2"	a25	A36
							1	L4X3X5/16	8'-2"	a92	A36

6) APPROVER VERIFY ALL E PLAN ELEVATIONS PRIOR TO FAB.
 5) NO PAINT WITHIN 3" OF OPEN HOLES FOR MOMENT FLANGE CONNS.
 4) ALL MATERIAL AS NOTED
 3) 1-1/4" EDGE DISTANCE UNLESS NOTED.
 2) GRIND ALL ROUGH EDGES SMOOTH
 1) ALL WELDS 3/16" FILLETS OR BUTT WELDS, UNLESS NOTED, PROCEDURES PER AWS D.1.1 LATEST REV.

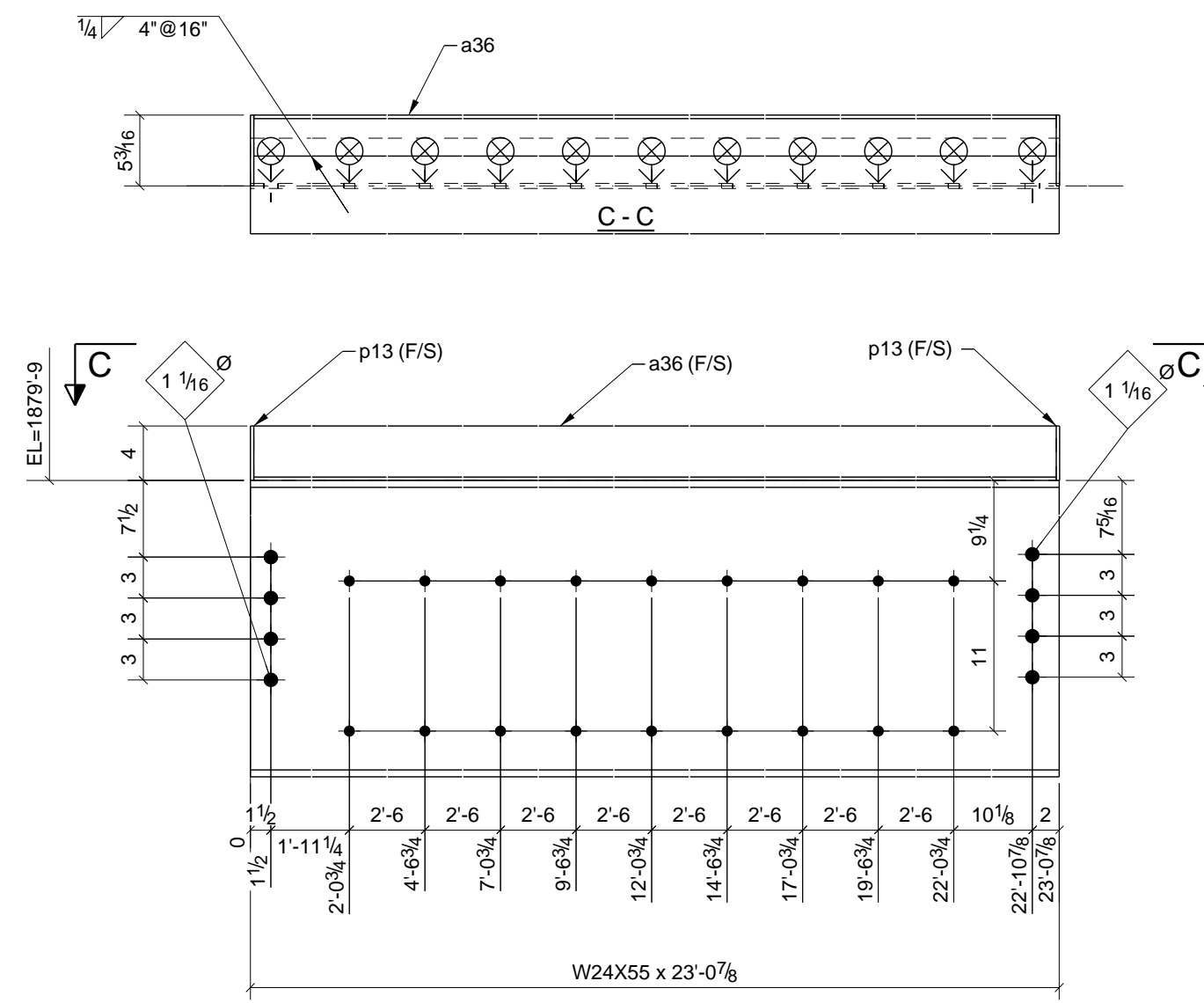
GENERAL NOTES:

A	For Approval	12/27/10	TMc	TAN
0	For Fabrication F&F	2/22/11	TMc	TH
REV.	DESCRIPTION	DATE	DWN	CHK
GENERAL NOTES				
MATERIAL: A992	UN ELECTRODES: E70XX LH	REF. DRG.	JOB USE	
HOLES: 13/16 DIA. UN	CONNS: A325N - U.N.		SHOP	
SURFACE PREP. AND PAINT:			APPROVAL	
SSPC-SP3 #30-18, Red Oxide				
DESCRIPTION: BEAM DETAILS				
PROJ. NAME	St Marys Medical Center			
LOCATION	1102 Million Dollar Highway, St. Marys, PA.			
CONTRACTOR	Hallstrom Construction, Inc.	ARCH/ENG.	KTH Architects, Inc./Lee-Simpson Assoc., Inc.	
Altoona Pipe And Steel Supply Co.				
1128 Ninth Avenue Altoona, Pa 16603-0112 (814) 944-1631				
DRAWN BY TMc DATE 12/26/2010 CHKD. BY TH DATE				
JOB No. 3-21375 DRG. No. 22 REV. 0				



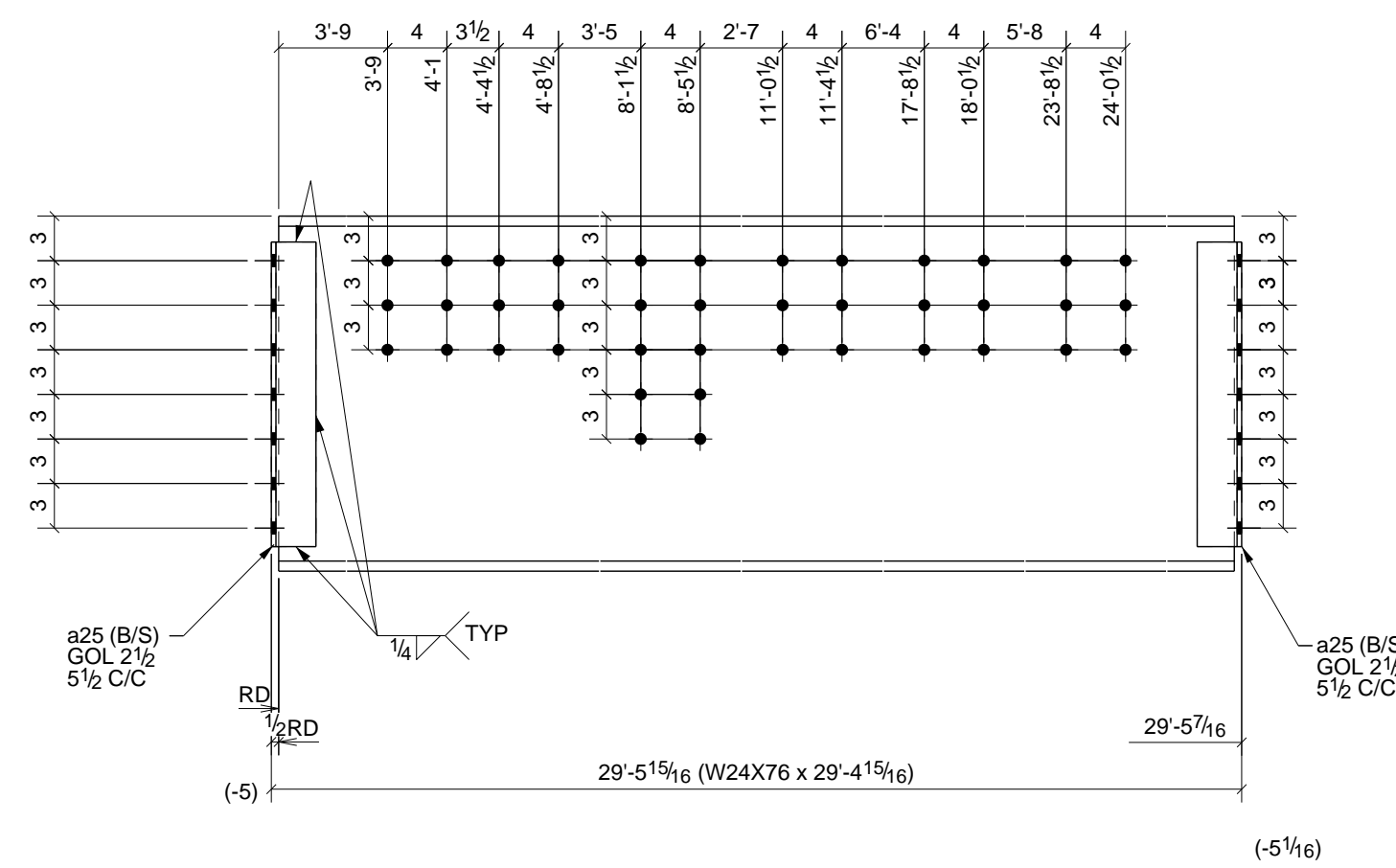
ONE - BEAM - 23B5

W 23 117/16" x 71/16"
F 9" x 9/16"



2 - BEAMS - 23B3

W 23 58 7/8" x 3/8"
F 7" x 1/2"



ONE - BEAM - 23B6

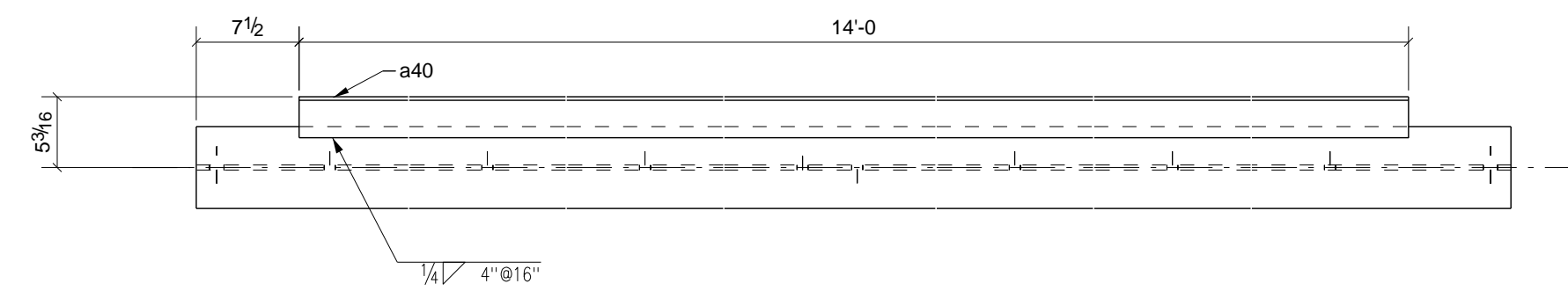
W 23 78" x 7/16"
F 9" x 9/16"

PHASE					BILL OF MATERIAL							
1	2	3	4	5	SHIP	MARK	NO PCS	DESCRIPTION	LENGTH	PIECE MARK	REMARKS - PROC./GR.	ABM #
0	1	1	0	0	2	23B3	2	W24X55	23'-0 7/8"		SO-2 A992	B20
							2	L4X3X1/4	23'-0 3/8"	a36	A36	
							4	BAR1/4"x4"	0'-5 3/16"	p13	A36	
0	1	0	0	0	1	23B5	1	W24X68	29'-4 15/16"		SO-2 A992	B100
							4	L4X3X5/16	1'-8 1/2"	a25	A36	
0	1	0	0	0	1	23B6	1	W24X76	29'-4 15/16"		SO-2 A992	B133
							4	L4X3X5/16	1'-8 1/2"	a25	A36	

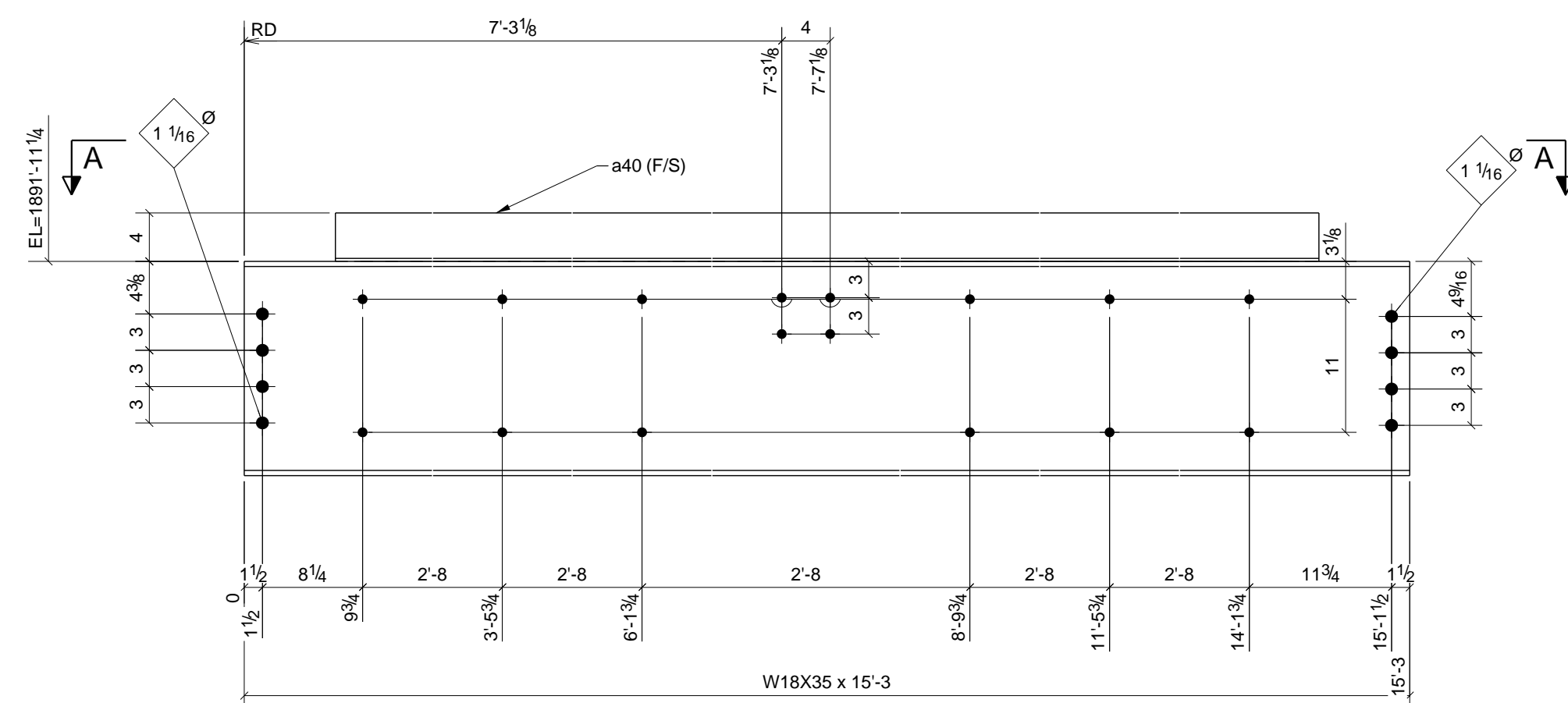
- 6) APPROVER VERIFY ALL E PLAN ELEVATIONS PRIOR TO FAB.
 5) NO PAINT WITHIN 3" OF OPEN HOLES FOR MOMENT FLANGE CONNS.
 4) ALL MATERIAL AS NOTED
 3) 1-1/4" EDGE DISTANCE UNLESS NOTED.
 2) GRIND ALL ROUGH EDGES SMOOTH
 1) ALL WELDS 3/16" FILLETS OR BUTT WELDS, UNLESS NOTED, PROCEDURES PER AWS D.1.1 LATEST REV.

GENERAL NOTES:

B	Blt Plate Correction	12/30/10	TMc	TAN
A	For Approval	12/27/10	TMc	TAN
0	For Fabrication F&F	2/22/11	TMc	TH
REV.	DESCRIPTION	DATE	DWN	CHK
GENERAL NOTES				
MATERIAL: A992	U/N	ELECTRODES: E70XX LH	REF. DRG.	JOB USE
HOLES: 13/16" DIA. U/N	CONNS: A325N - U.N.			SHOP
SURFACE PREP. AND PAINT:				APPROVAL
SSPC-SP3 #30-18, Red Oxide				
DESCRIPTION: BEAM DETAILS				
PROJ. NAME	St Marys Medical Center			DRAWN BY
LOCATION	1102 Million Dollar Highway, St. Marys, PA.			TMc
CONTRACTOR	Hallstrom Construction, Inc.	ARCH/ENG.	KTH Architects, Inc./Lee-Simpson Assoc., Inc.	DATE
	Altoona Pipe And Steel Supply Co.			12/26/2010
	1128 Ninth Avenue			CHKD. BY
	Altoona, Pa 16603-0112			TH
	(814) 944-1631			DATE
				JOB No.
				3-21375
				DRG. No.
				23
				REV.
				0

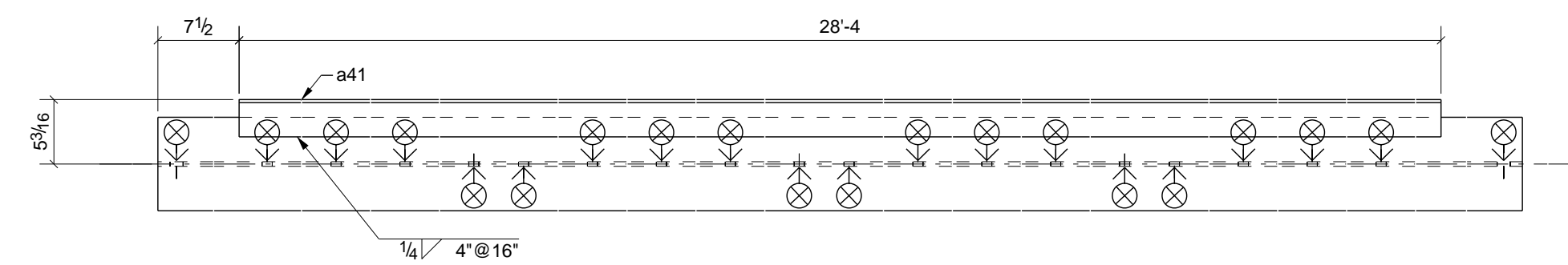


A-A

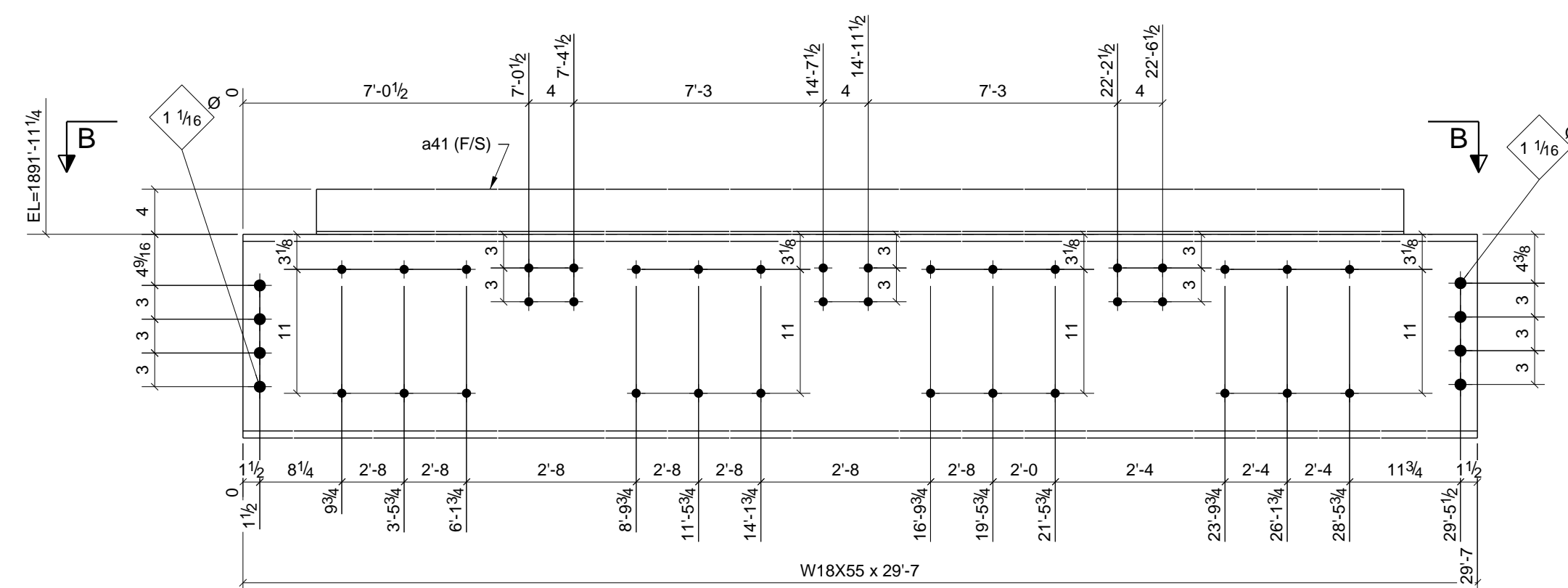


ONE - BEAM - 24B1

W 17 11/16" x 11 1/4"
F 6" x 7/16"

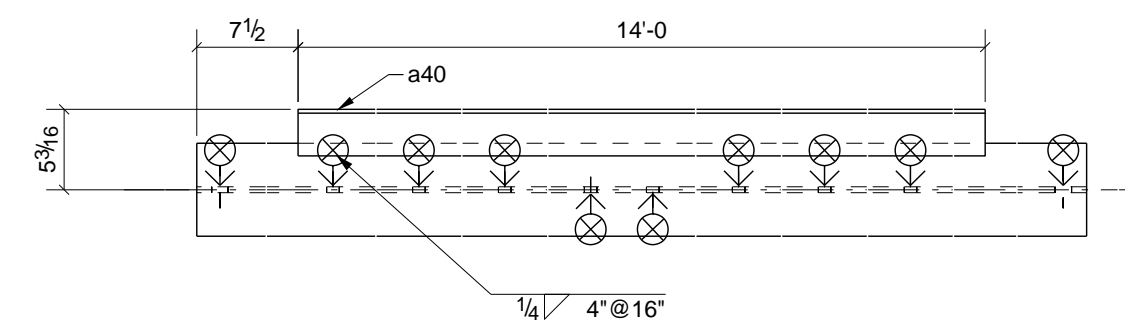


B-B

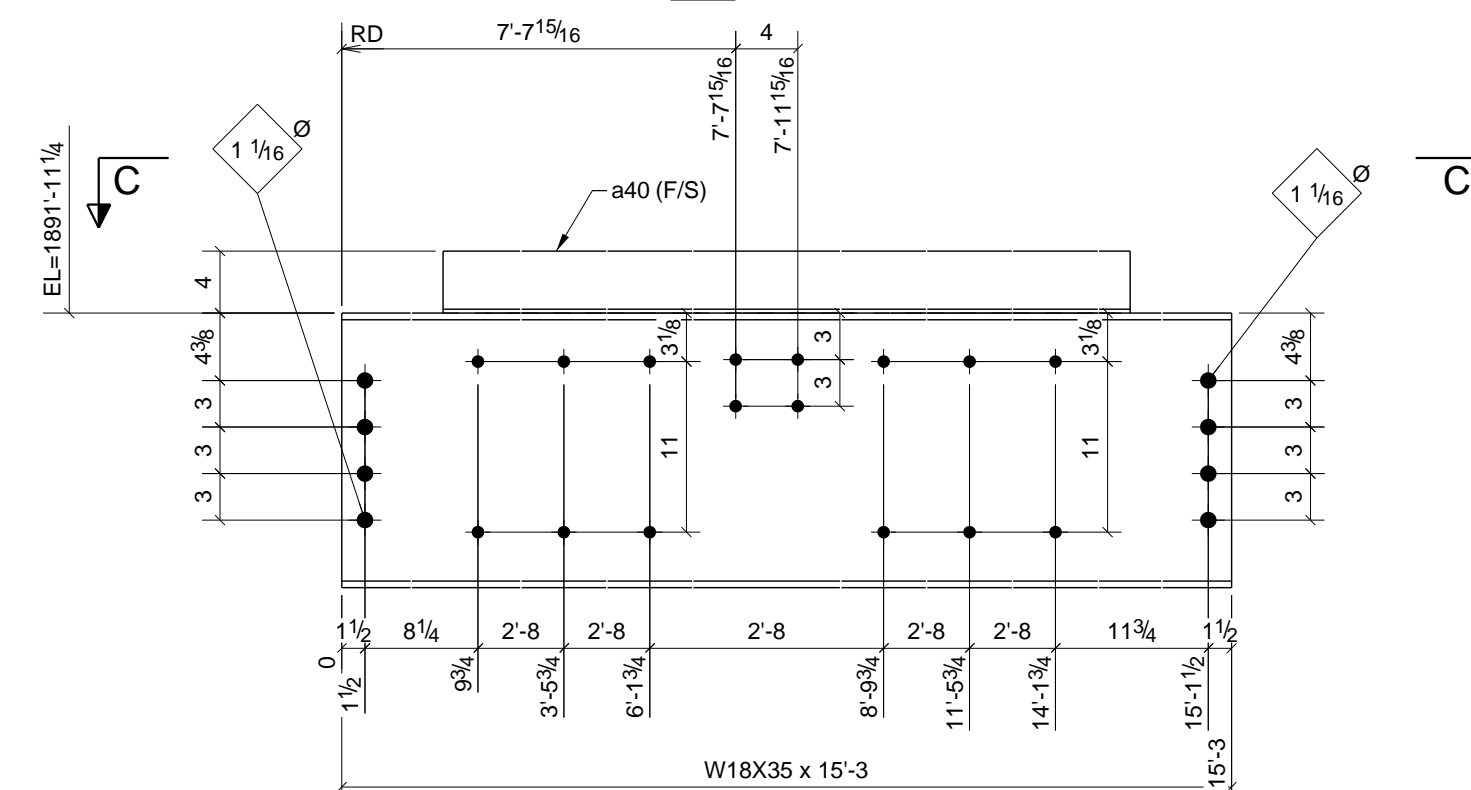


ONE - BEAM - 24B2

W 18 1/8" x 3/8"
F 7 1/2" x 5/8"

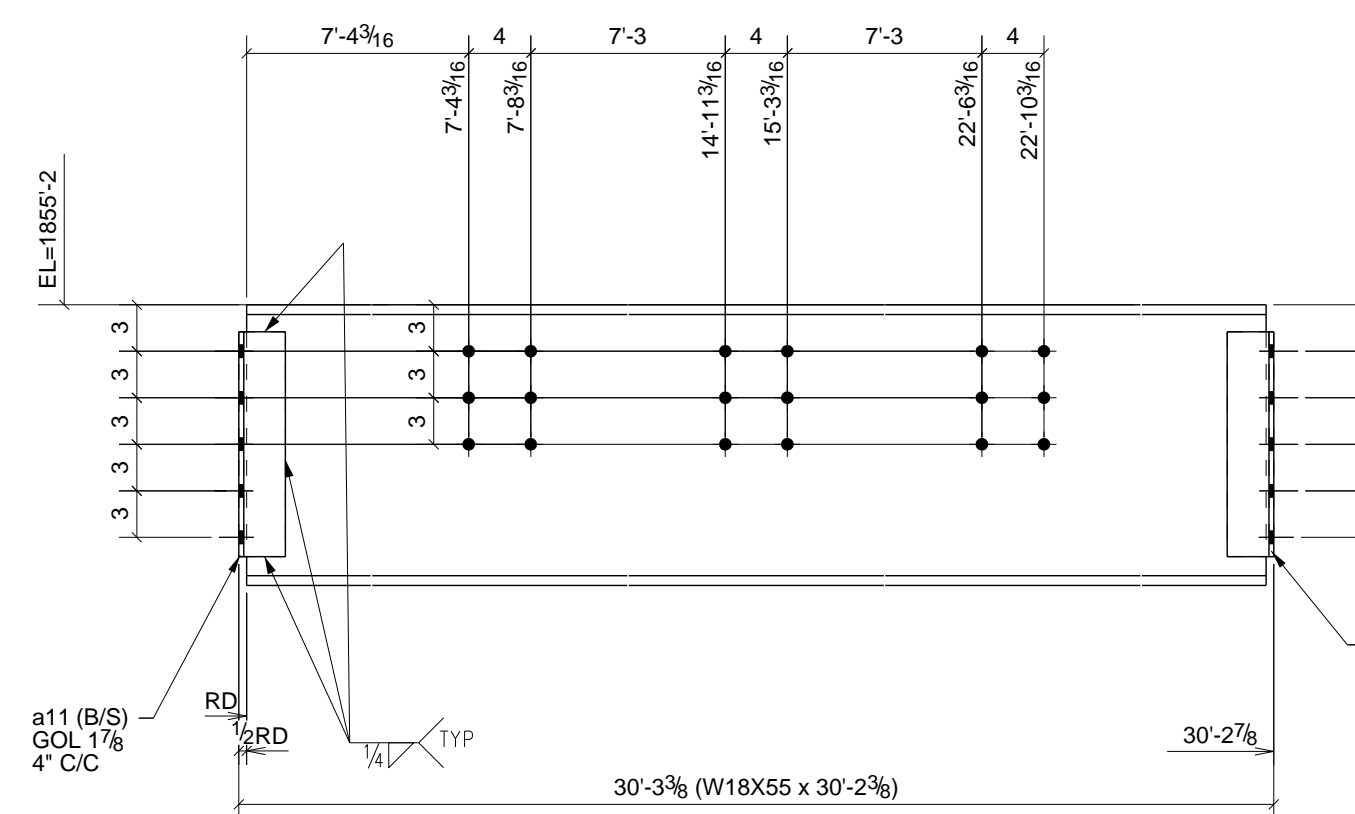


C-C



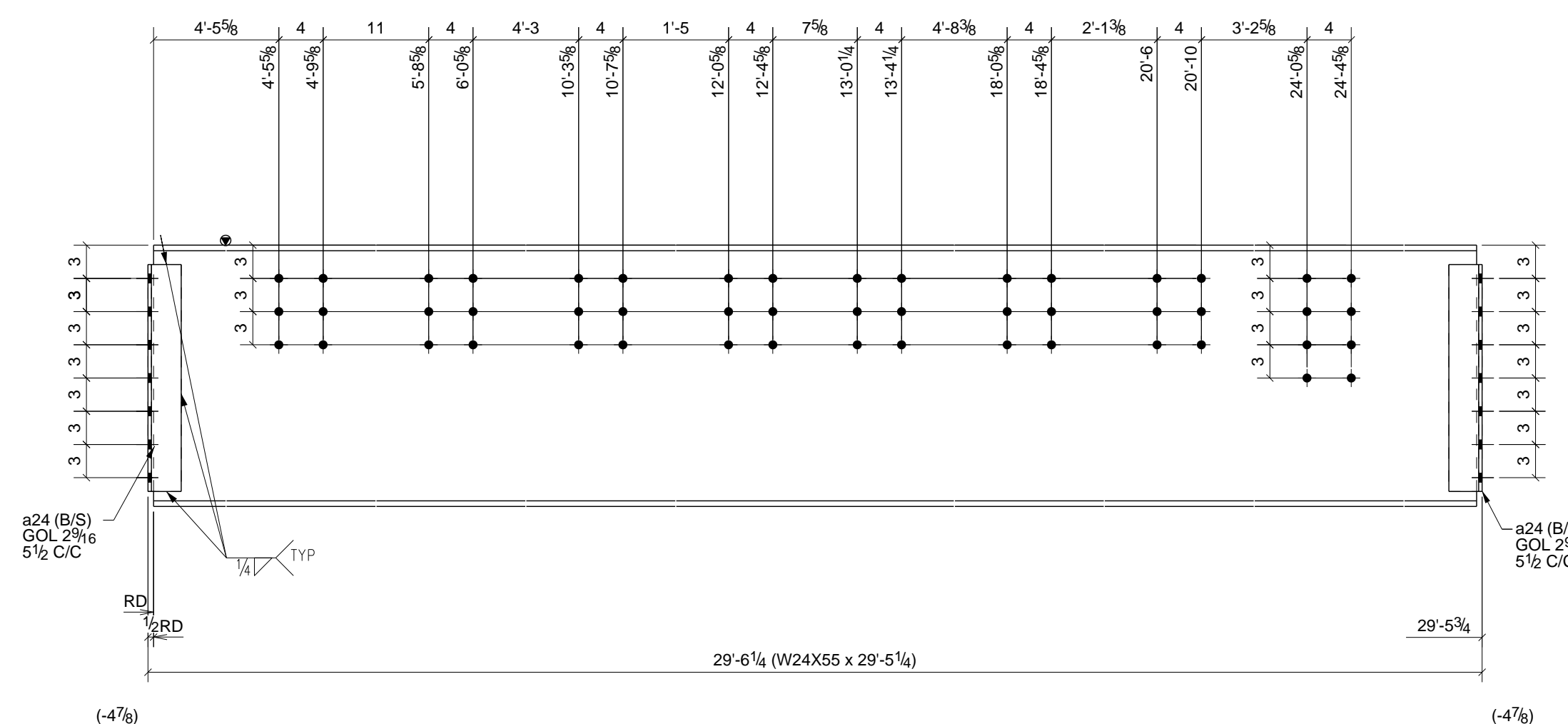
ONE - BEAM - 24B3

W 17 11/16" x 11 1/4"
F 6" x 7/16"



2 - BEAMS - 24B4

W 18 1/8" x 3/8"
F 7 1/2" x 5/8"



ONE - BEAM - 24B5

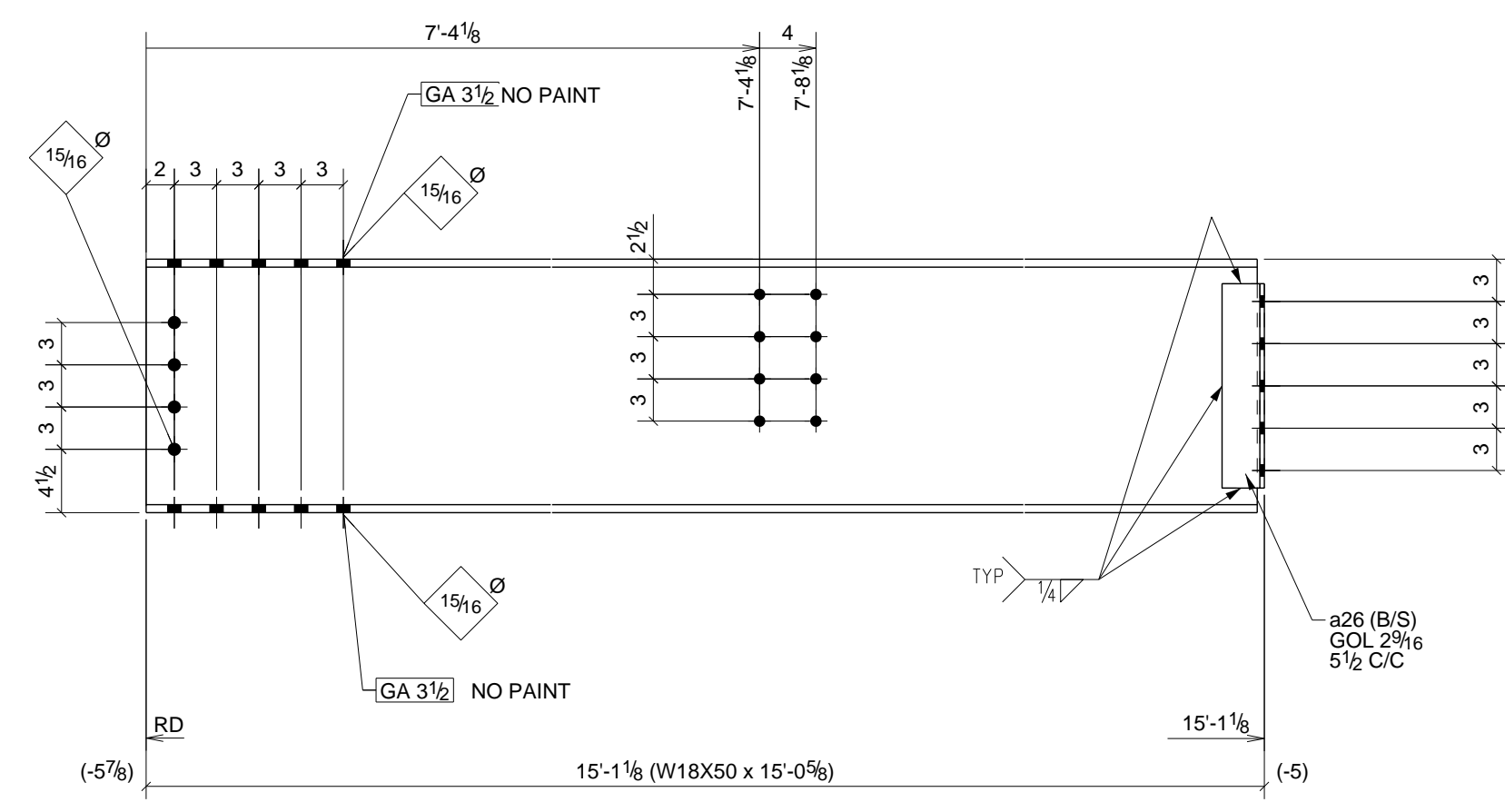
W 23 5/8" x 3/8"
F 7" x 1/2"

PHASE					BILL OF MATERIAL						
1	2	3	4	5	SHIP MARK	NO PCS	DESCRIPTION	LENGTH	PIECE MARK	REMARKS - PROC./GR.	ABM #
0	0	0	1	0	1	24B1	1	W18X35	15'-3"	SO-2 A992	B5
							1	L4X3X1/4	14'-0"	a40	A36
0	0	0	1	0	1	24B2	1	W18X55	29'-7"	SO-2 A992	B6
							1	L4X3X1/4	28'-4"	a41	A36
0	0	0	1	0	1	24B3	1	W18X35	15'-3"	SO-2 A992	B7
							1	L4X3X1/4	14'-0"	a40	A36
2	0	0	0	0	2	24B4	2	W18X55	30'-2 3/8"	SO-2 A992	B11
							8	L3X3X5/16	1'-2 1/2"	a11	A36
0	0	0	1	0	1	24B5	1	W24X55	29'-5 1/4"	SO-2 A992	B135
							4	L4X3X5/16	1'-8 1/2"	a24	A36

- 6) APPROVER VERIFY ALL E PLAN ELEVATIONS PRIOR TO FAB.
 5) NO PAINT WITHIN 3" OF OPEN HOLES FOR MOMENT FLANGE CONNS.
 4) ALL MATERIAL AS NOTED
 3) 1-1/4" EDGE DISTANCE UNLESS NOTED.
 2) GRIND ALL ROUGH EDGES SMOOTH
 1) ALL WELDS 3/16" FILLETS OR BUTT WELDS, UNLESS NOTED, PROCEDURES PER AWS D.1.1 LATEST REV.

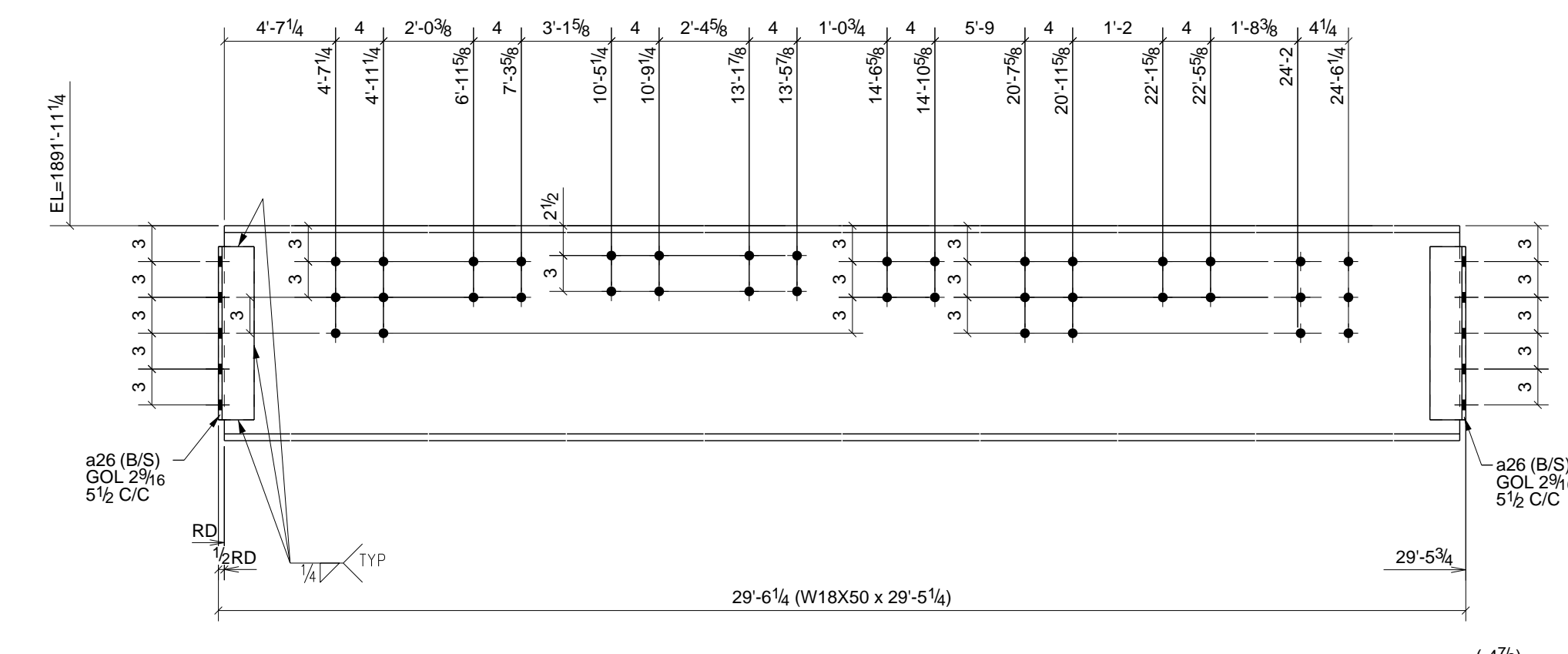
GENERAL NOTES:

A	For Approval	12/27/10	TMc	TAN
0	For Fabrication F&F	2/22/11	TMc	TH
REV.	DESCRIPTION	DATE	DWN	CHK
GENERAL NOTES				
MATERIAL: A992 U/N ELECTRODES: E70XX LH REF. DRG.				
HOLES: 13/16 DIA. U/N CONNS: A325N - U.N.				
SURFACE PREP. AND PAINT:				
SSPC-SP3 #30-18, Red Oxide				
DESCRIPTION: BEAM DETAILS				
PROJ. NAME St Marys Medical Center				
LOCATION 1102 Million Dollar Highway, St. Marys, PA.				
CONTRACTOR Hallstrom Construction, Inc. ARCH/ENG. KTH Architects, Inc./Lee-Simpson Assoc., Inc.				
Altoona Pipe And Steel Supply Co.				
1128 Ninth Avenue Altoona, Pa 16603-0112 (814) 944-1631				
DRAWN BY TMc				
DATE 12/27/2010				
CHKD. BY TH				
DATE				
JOB No. 3-21375				
DRG. No. 24				
REV. 0				



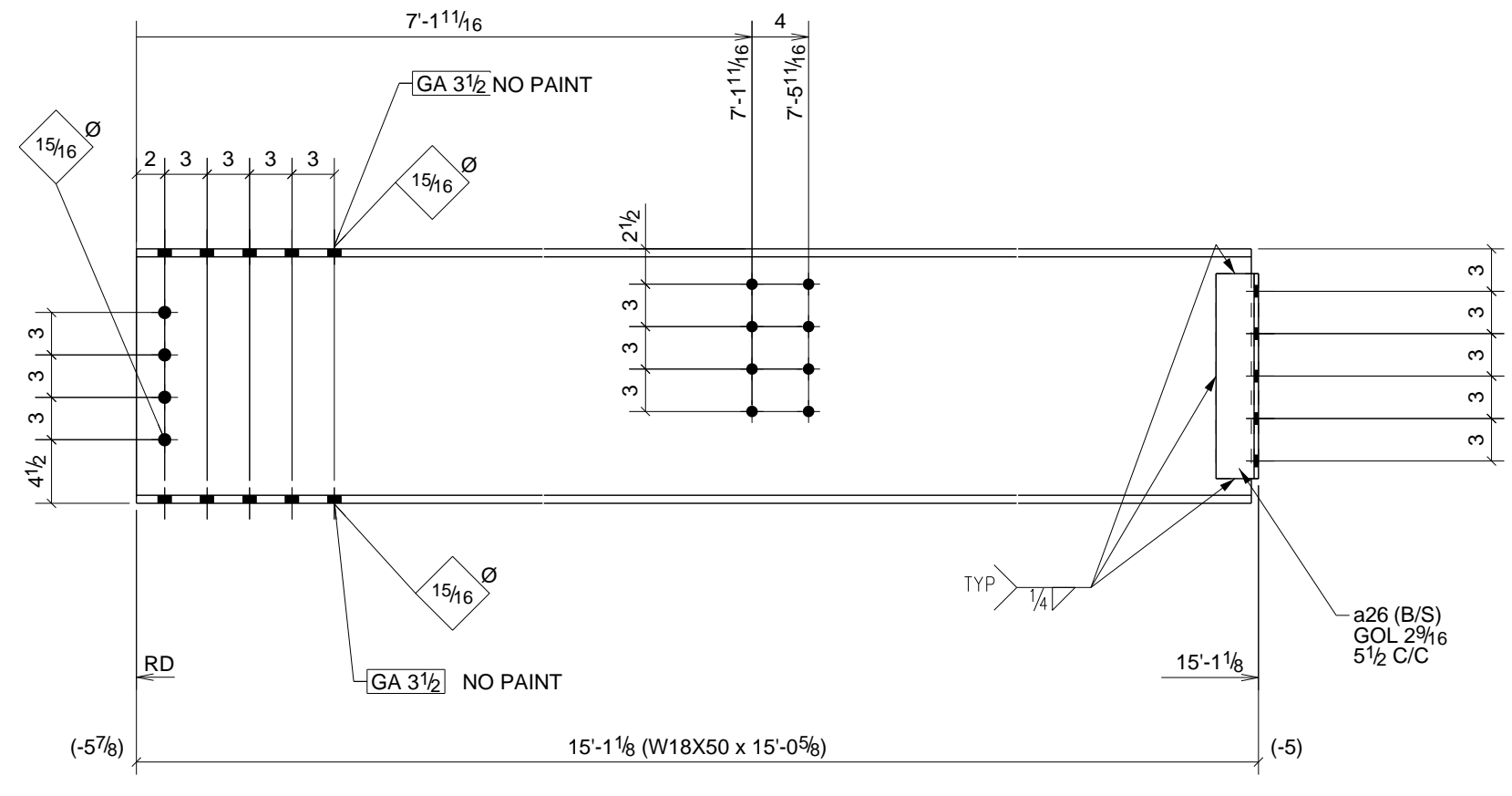
2 - BEAMS - 26B1

W 18" x 38"
F 7 1/2" x 9/16"



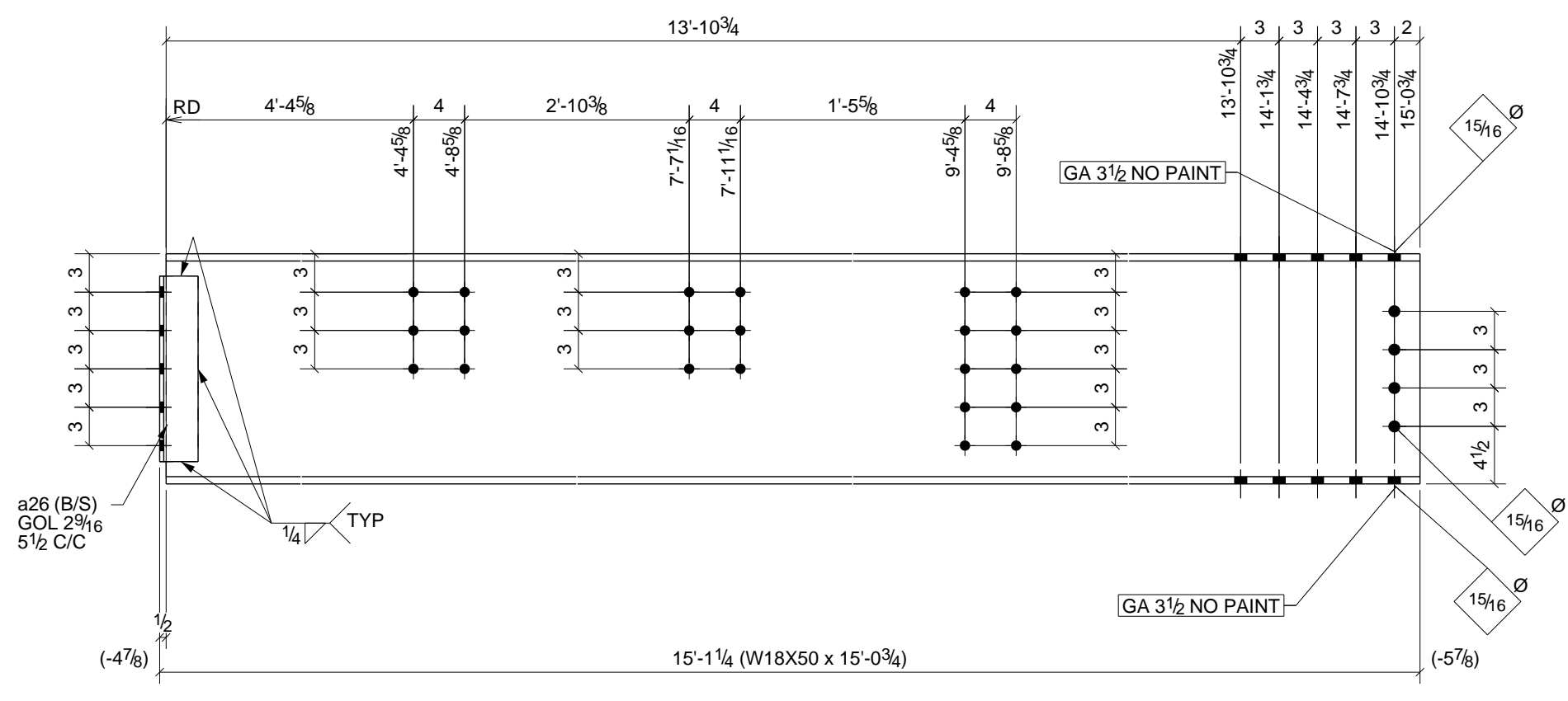
ONE - BEAM - 26B4

W 18" x 38"
F 7 1/2" x 9/16"



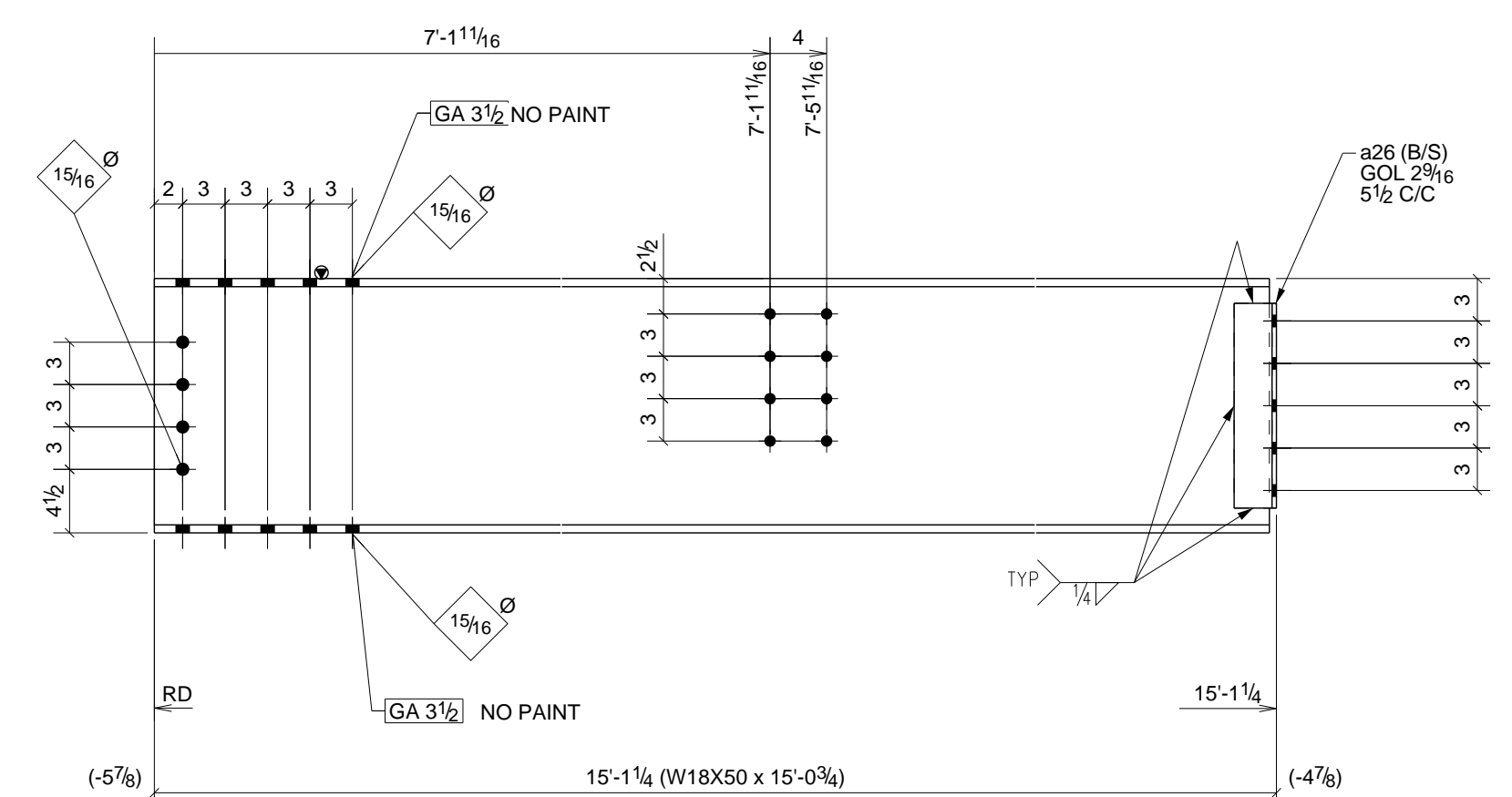
2 - BEAMS - 26B2

W 18" x 38"
F 7 1/2" x 9/16"



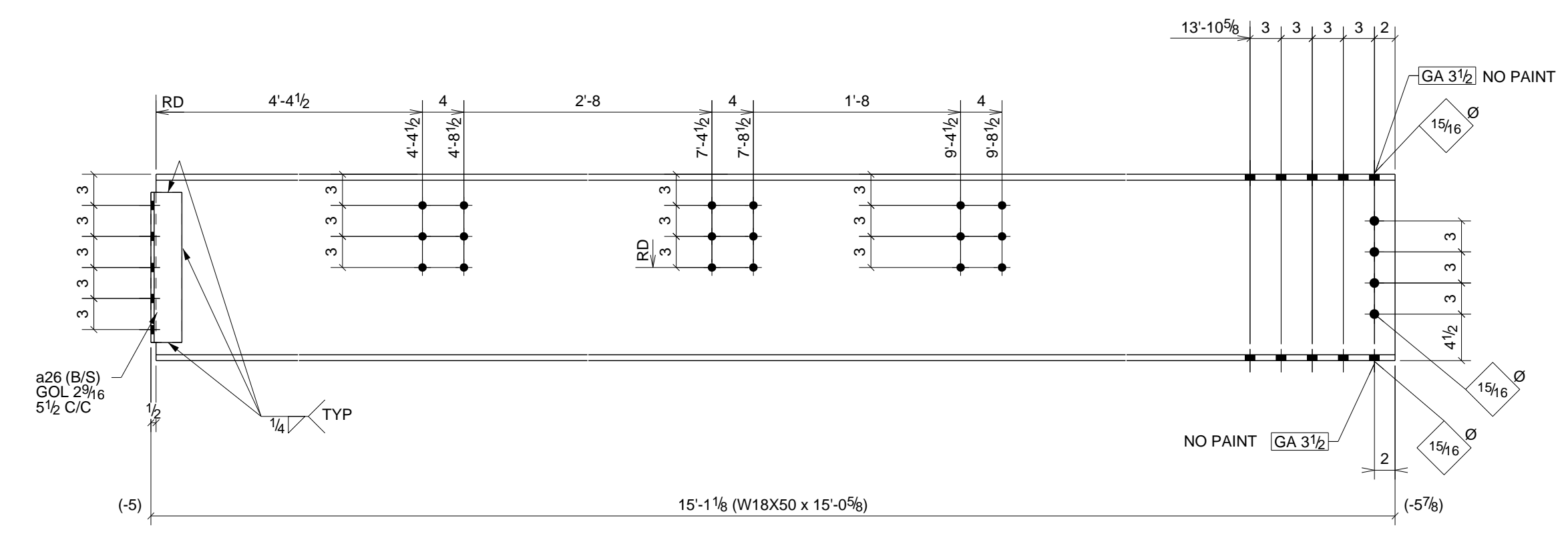
2 - BEAMS - 26B5

W 18" x 38"
F 7 1/2" x 9/16"



2 - BEAMS - 26B3

W 18" x 38"
F 7 1/2" x 9/16"



2 - BEAMS - 26B6

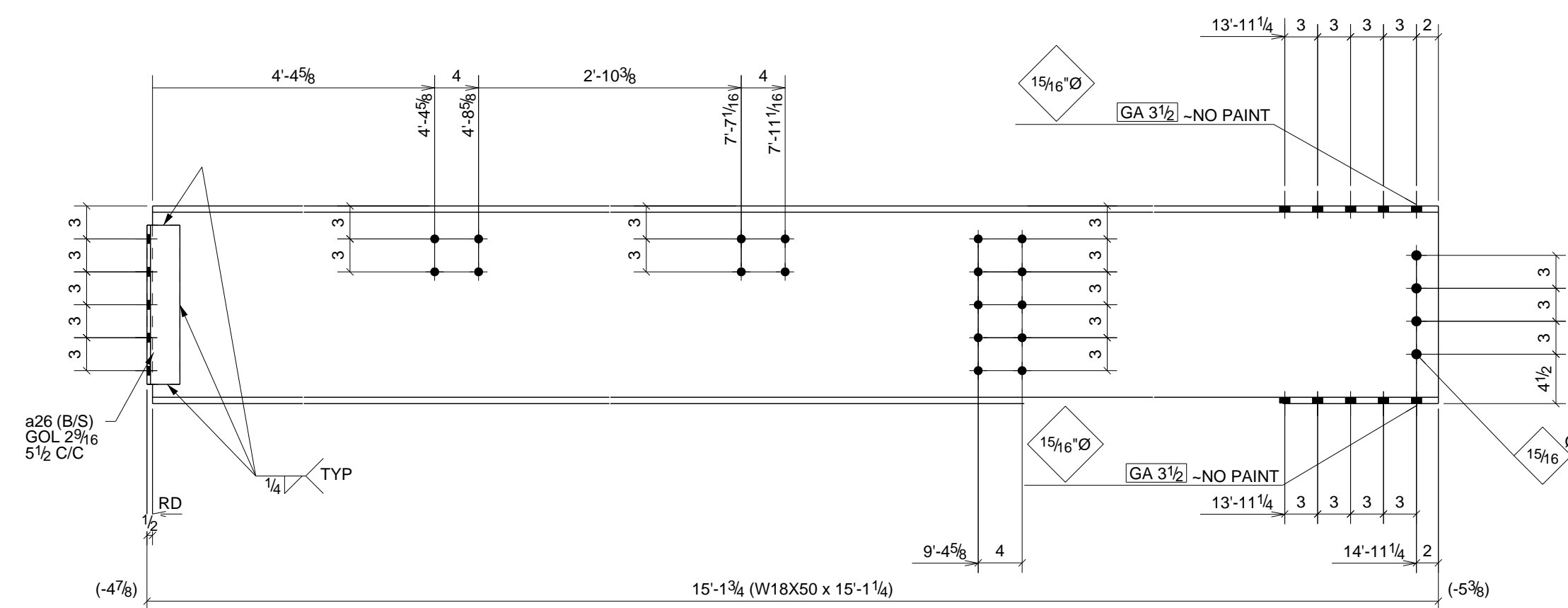
W 18" x 38"
F 7 1/2" x 9/16"

PHASE					BILL OF MATERIAL						
1	2	3	4	5	SHIP MARK	NO PCS	DESCRIPTION	LENGTH	PIECE MARK	REMARKS - PROC./GR.	ABM #
2	0	0	0	0	26B1	2	W18X50	15'-0 5/8"		SO-2 A992	B34
						4	L4X3X5/16	1'-2 1/2"	a26	A36	
0	2	0	0	0	26B2	2	W18X50	15'-0 5/8"		SO-2 A992	B35
						4	L4X3X5/16	1'-2 1/2"	a26	A36	
0	0	2	0	0	26B3	2	W18X50	15'-0 3/4"		SO-2 A992	B36
						4	L4X3X5/16	1'-2 1/2"	a26	A36	
0	0	0	1	0	26B4	1	W18X50	29'-5 1/4"		SO-2 A992	B39
						4	L4X3X5/16	1'-2 1/2"	a26	A36	
0	0	2	0	0	26B5	2	W18X50	15'-0 3/4"		SO-2 A992	B40
						4	L4X3X5/16	1'-2 1/2"	a26	A36	
2	0	0	0	0	26B6	2	W18X50	15'-0 5/8"		SO-2 A992	B41
						4	L4X3X5/16	1'-2 1/2"	a26	A36	

6) APPROVER VERIFY ALL E PLAN ELEVATIONS PRIOR TO FAB.
 5) NO PAINT WITHIN 3" OF OPEN HOLES FOR MOMENT FLANGE CONNS.
 4) ALL MATERIAL AS NOTED
 3) 1-1/4" EDGE DISTANCE UNLESS NOTED.
 2) GRIND ALL ROUGH EDGES SMOOTH
 1) ALL WELDS 3/16" FILLETS OR BUTT WELDS, UNLESS NOTED, PROCEDURES PER AWS D.1.1 LATEST REV.

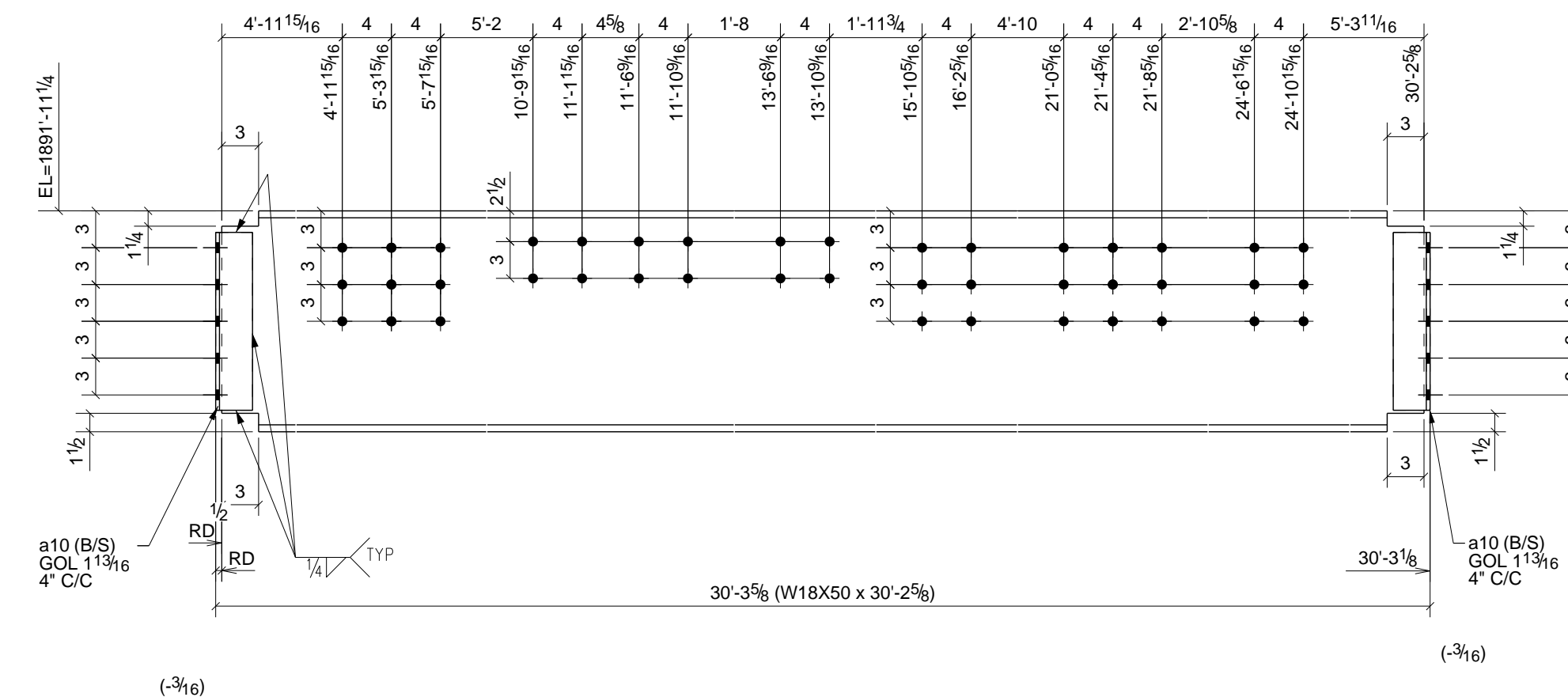
GENERAL NOTES:

B	Chgd W8 Conns to 2-1/2" Drop	12/30/10	TMc	TAN
A	For Approval	12/27/10	TMc	TAN
0	For Fabrication F&F	2/22/11	TMc	TH
REV.	DESCRIPTION	DATE	DWN	CHK
GENERAL NOTES				
MATERIAL: A992	UN	ELECTRODES: E70XX LH	REF. DRG.	JOB USE
HOLES: 13/16 DIA. UN	CONNS: A325N - U.N.			SHOP
SURFACE PREP: AND PAINT:				APPROVAL
SSPC-SP3 #30-18, Red Oxide				
DESCRIPTION: BEAM DETAILS				
PROJ. NAME	St Marys Medical Center			
LOCATION	1102 Million Dollar Highway, St. Marys, PA.			
CONTRACTOR	Hallstrom Construction, Inc.	ARCH/ENG.	KTH Architects, Inc./Lee-Simpson Assoc., Inc.	
Altoona Pipe And Steel Supply Co.				
1128 Ninth Avenue Altoona, Pa 16603-0112 (814) 944-1631				
DRAWN BY: TMc				
DATE: 12/27/2010				
CHKD. BY: TH				
DATE:				
JOB No. 3-21375				
DRG. No. 26				
REV. 0				



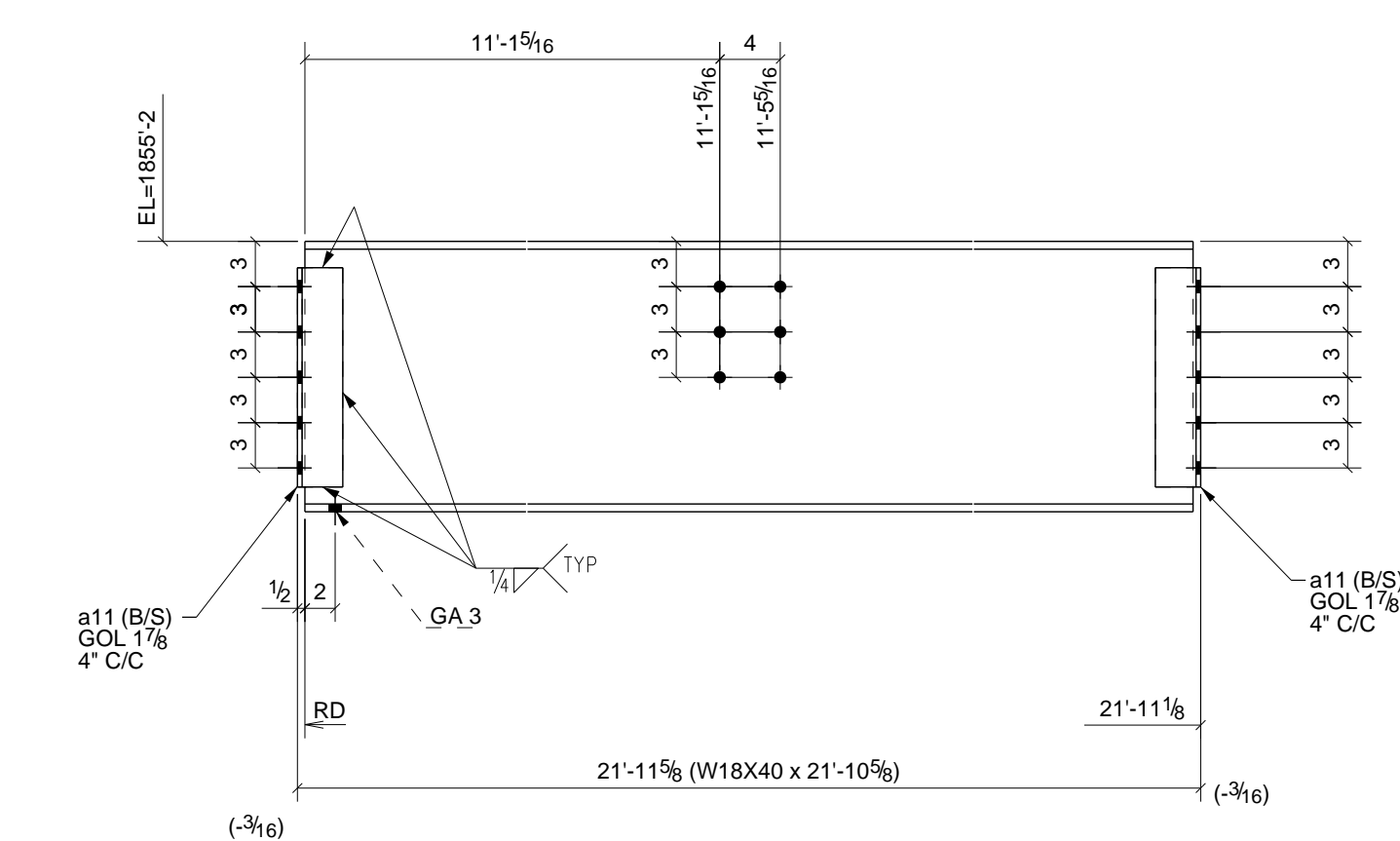
2 - BEAMS - 27B1

W 18" x 38"
F 7 1/2" x 9 1/16"



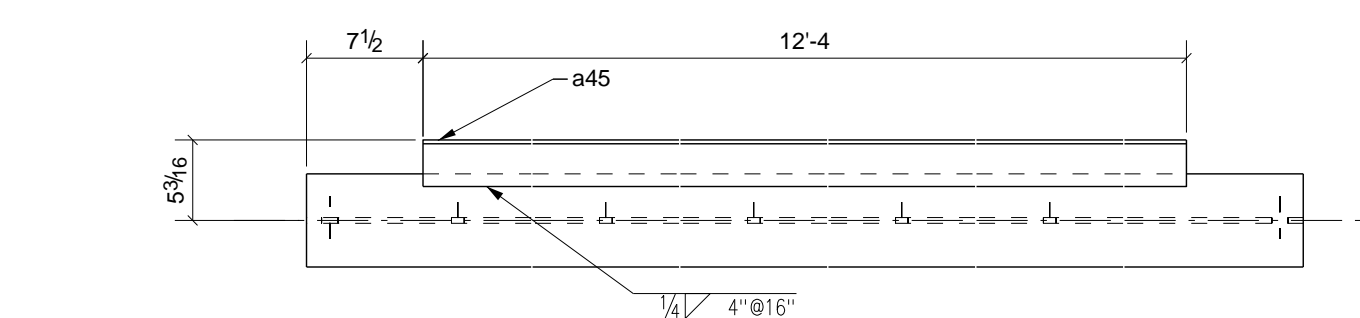
ONE - BEAM - 27B3

W 18" x 38"
F 7 1/2" x 9 1/16"

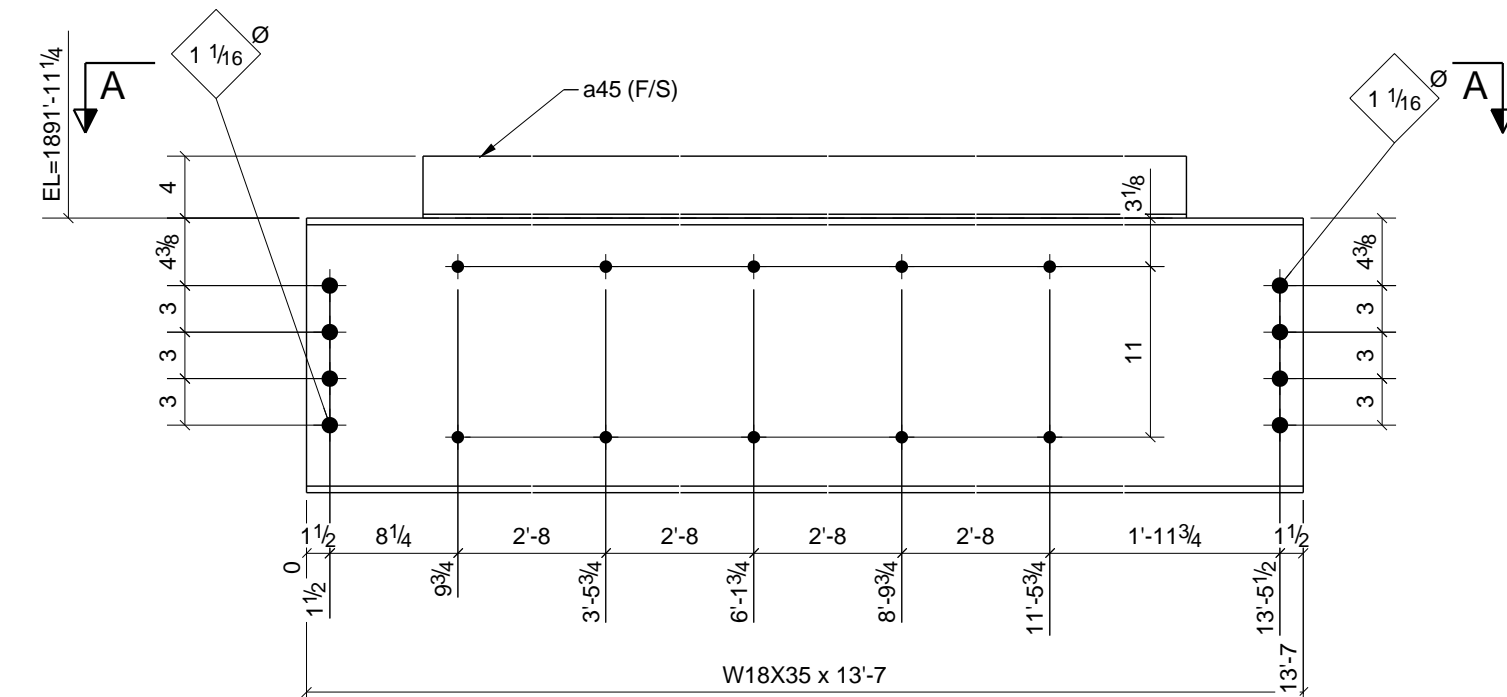


ONE - BEAM - 27B4

W 17 7/8" x 14"
F 6" x 1 1/2"

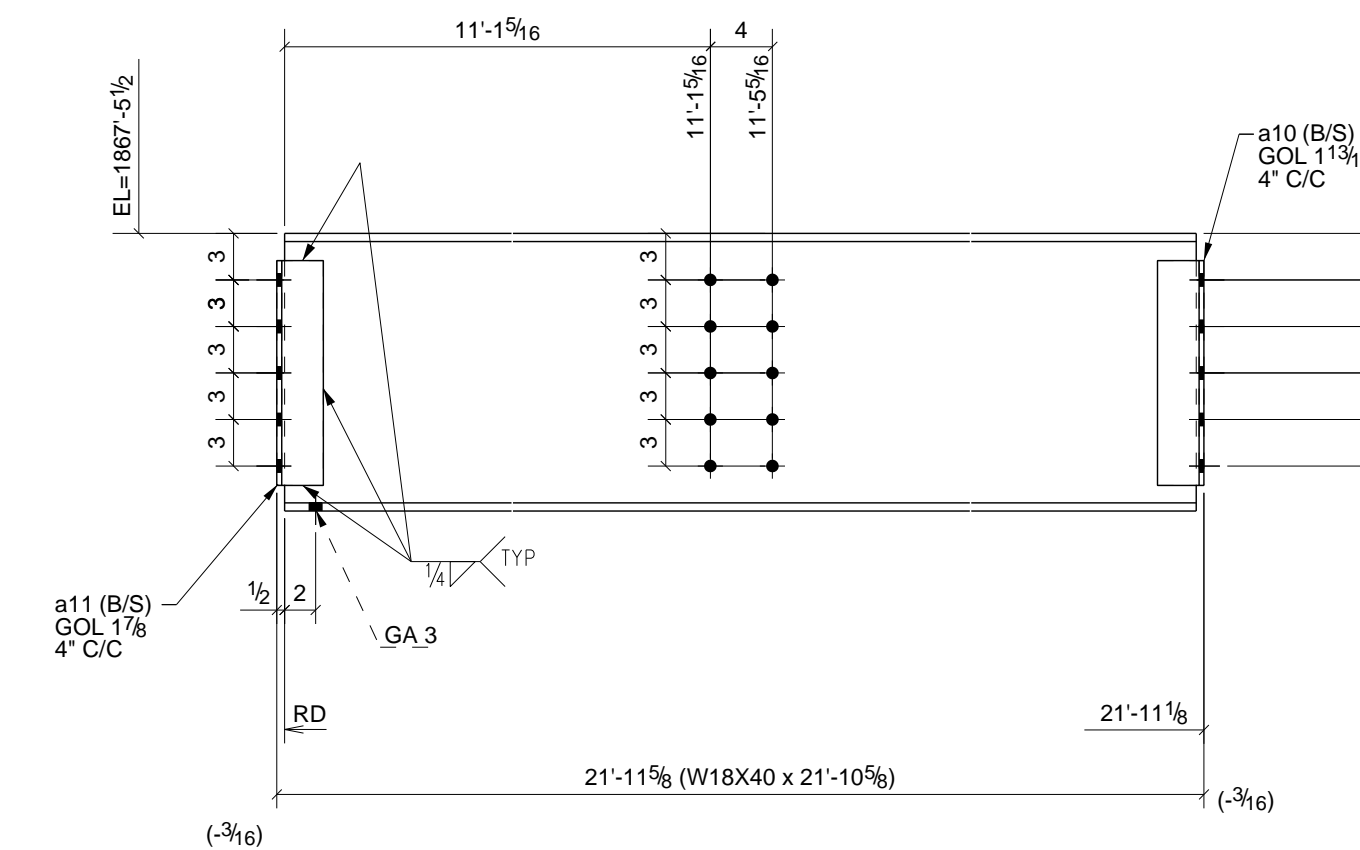


A - A



ONE - BEAM - 27B2

W 17 11/16" x 13 1/4"
F 6" x 7 1/16"



2 - BEAMS - 27B5

W 17 7/8" x 14"
F 6" x 1 1/2"

PHASE					BILL OF MATERIAL						
1	2	3	4	5	SHIP MARK	NO PCS	DESCRIPTION	LENGTH	PIECE MARK	REMARKS - PROC./GR.	ABM #
0	0	0	2	0	27B1	2	W18X50	15'-1 1/4"		SO-2 A992	B43
						4	L4X3X5/16	1'-2 1/2"	a26	A36	
0	0	0	1	0	27B2	1	W18X35	13'-7"		SO-2 A992	B52
						1	L4X3X1/4	12'-4"	a45	A36	
0	0	0	1	0	27B3	1	W18X50	30'-2 5/8"		SO-2 A992	B56
						4	L3X3X5/16	1'-2 1/2"	a10	A36	
1	0	0	0	0	27B4	1	W18X40	21'-10 5/8"		SO-2 A992	B62
						4	L3X3X5/16	1'-2 1/2"	a11	A36	
0	1	1	0	0	27B5	2	W18X40	21'-10 5/8"		SO-2 A992	B63
						4	L3X3X5/16	1'-2 1/2"	a10	A36	
						4	L3X3X5/16	1'-2 1/2"	a11	A36	


- 6) APPROVER VERIFY ALL E PLAN ELEVATIONS PRIOR TO FAB.
 5) NO PAINT WITHIN 3" OF OPEN HOLES FOR MOMENT FLANGE CONNS.
 4) ALL MATERIAL AS NOTED
 3) 1-1/4" EDGE DISTANCE UNLESS NOTED.
 2) GRIND ALL ROUGH EDGES SMOOTH
 1) ALL WELDS 3/16" FILLETS OR BUTT WELDS, UNLESS NOTED, PROCEDURES PER AWS D.1.1 LATEST REV.

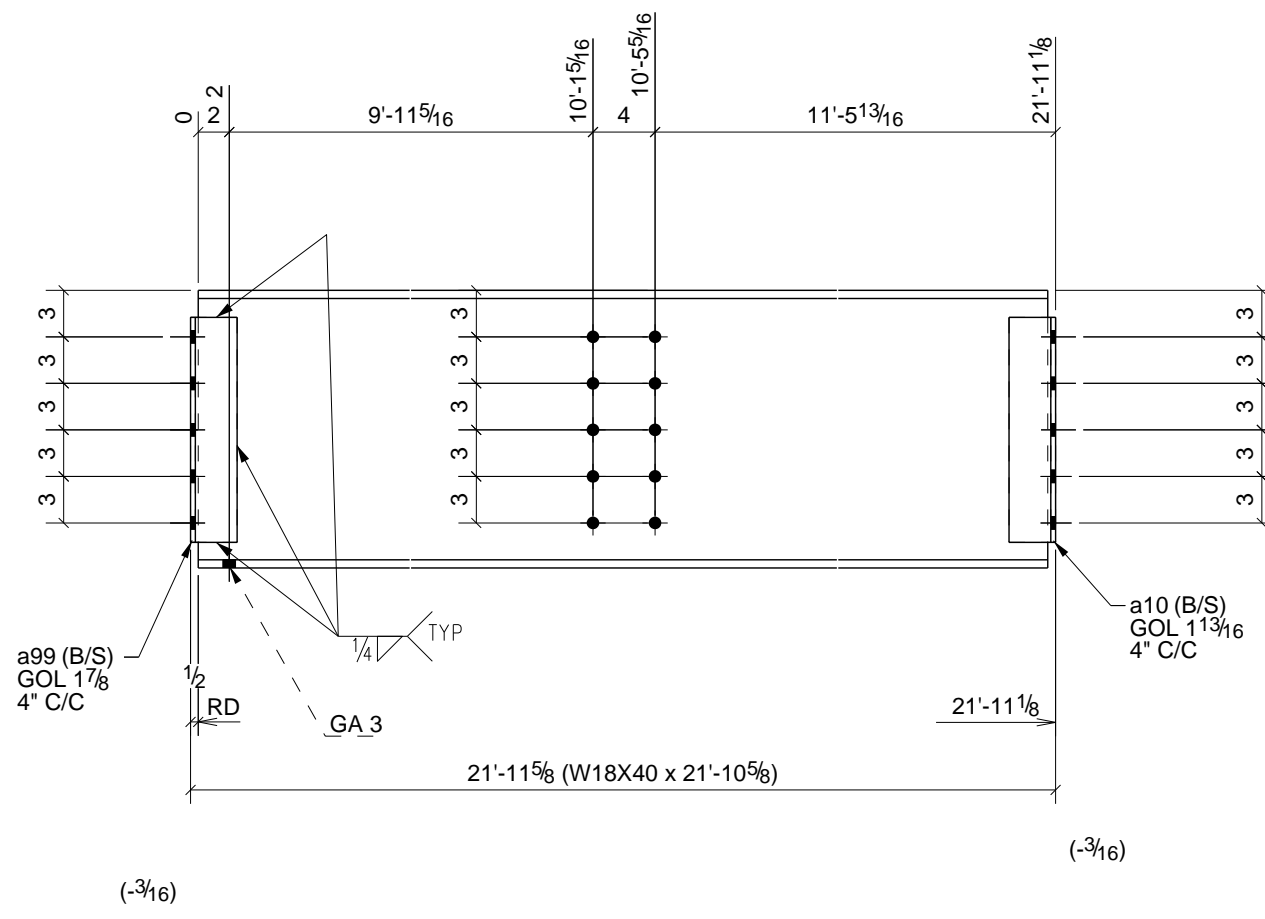
GENERAL NOTES:

B	Chgd W8 Conns to 2-1/2" Drop	12/30/10	TMc	TAN
A	For Approval	12/27/10	TMc	TAN
0	For Fabrication F&F	2/22/11	TMc	TH

REV.	DESCRIPTION	DATE	DWN	CHK
GENERAL NOTES				
MATERIAL: A992	UN	ELECTRODES: E70XX LH	REF. DRG.	JOB USE
HOLES: 13/16	DIA. UN	CONNS: A325N - U.N.		SHOP
SURFACE PREP: AND PAINT:				APPROVAL
SSPC-SP3 #30-18, Red Oxide				

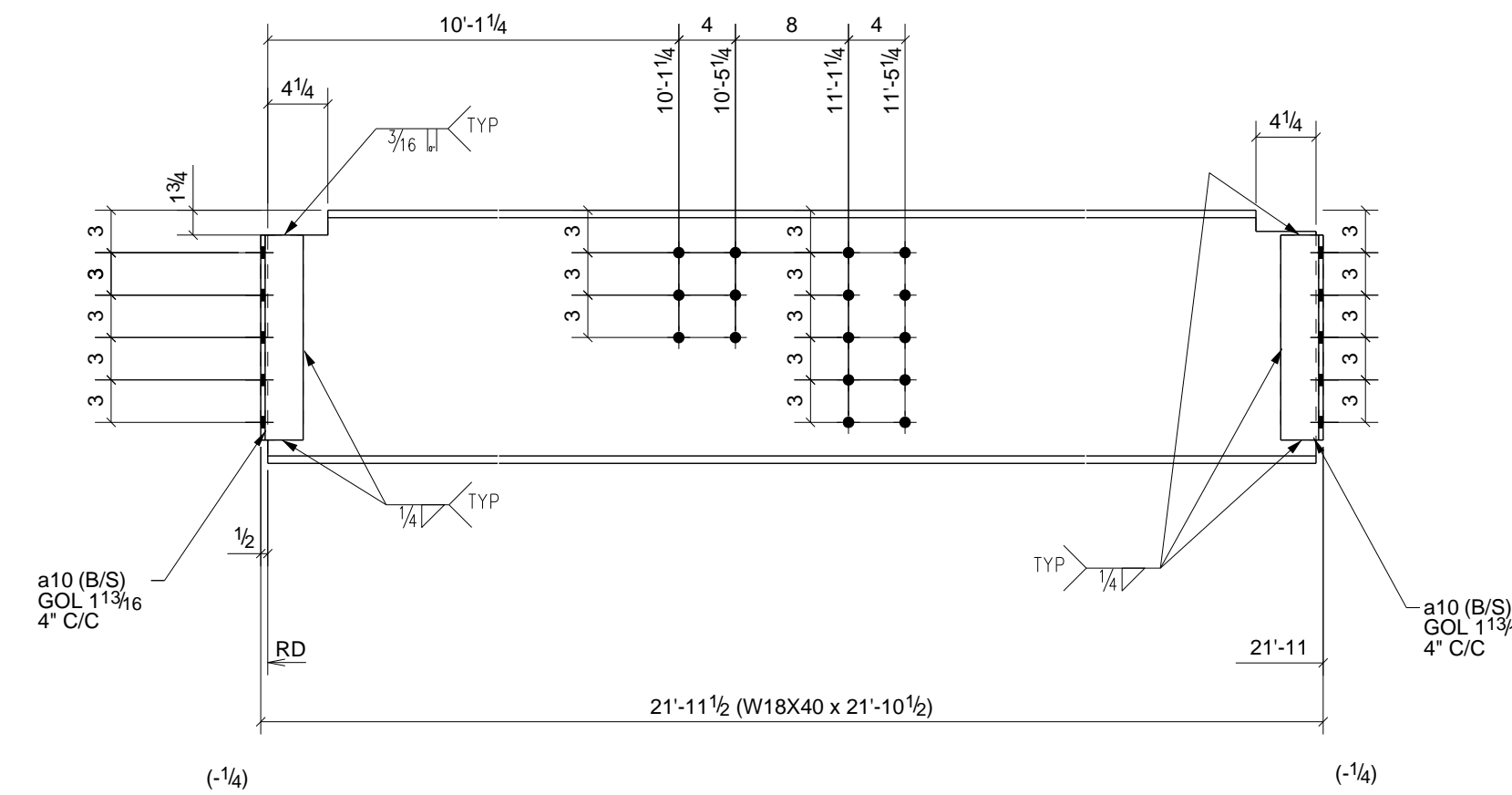
DESCRIPTION:	BEAM DETAILS	DRAWN BY:	TMc
PROJ. NAME	St Marys Medical Center	DATE:	12/27/2010
LOCATION	1102 Million Dollar Highway, St. Marys, PA.	CHKD. BY:	TH
CONTRACTOR	Hallstrom Construction, Inc. ARCH/ENG. KTH Architects, Inc./Lee-Simpson Assoc., Inc.	DATE:	
Altoona Pipe And Steel Supply Co.		JOB No.	3-21375
1128 Ninth Avenue Altoona, Pa 16603-0112 (814) 944-1631		DRG. No.	27
		REV.	0





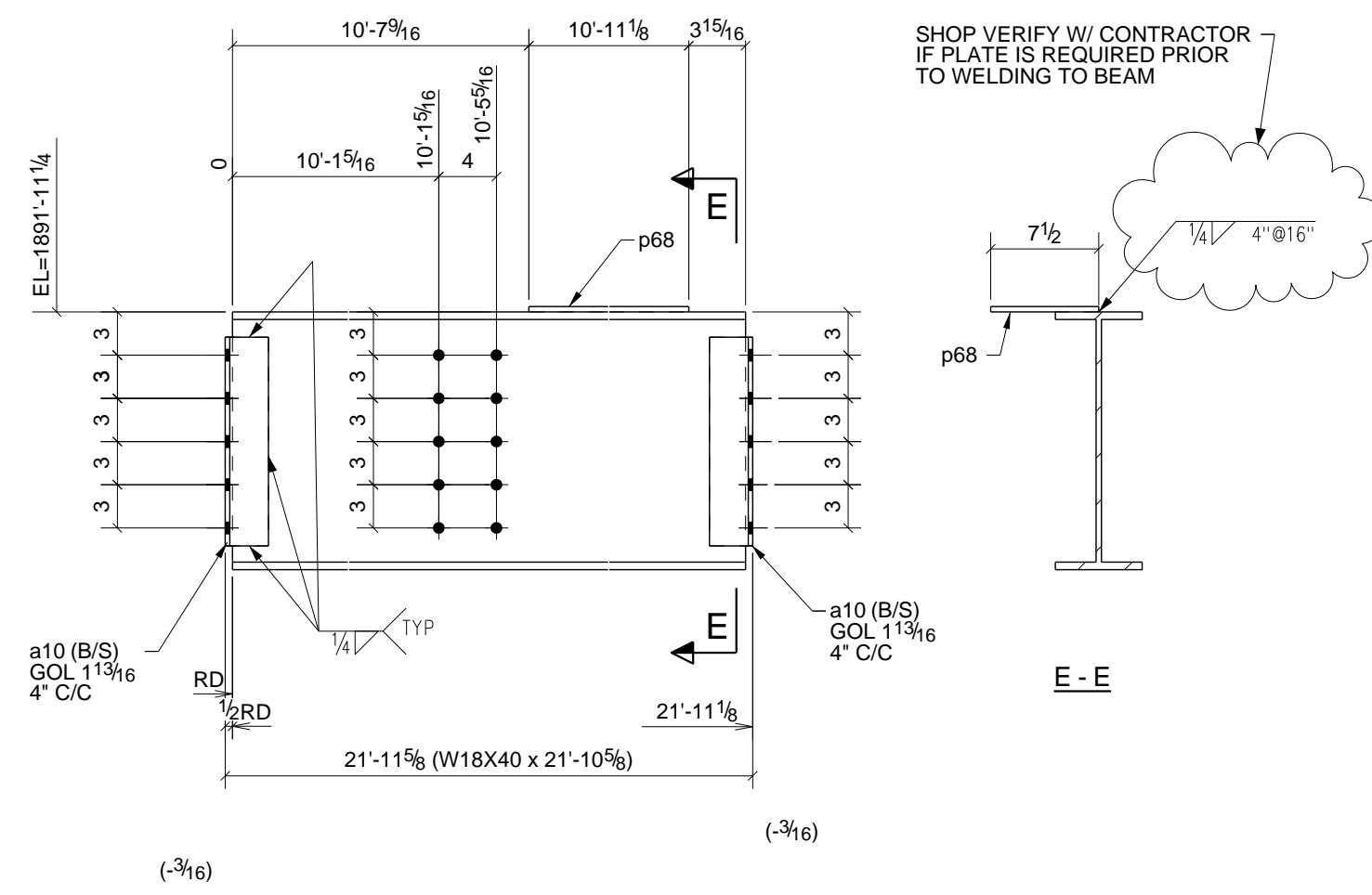
ONE - BEAM - 28B1

W 17 7/8" x 14"
F 6" x 1/2"



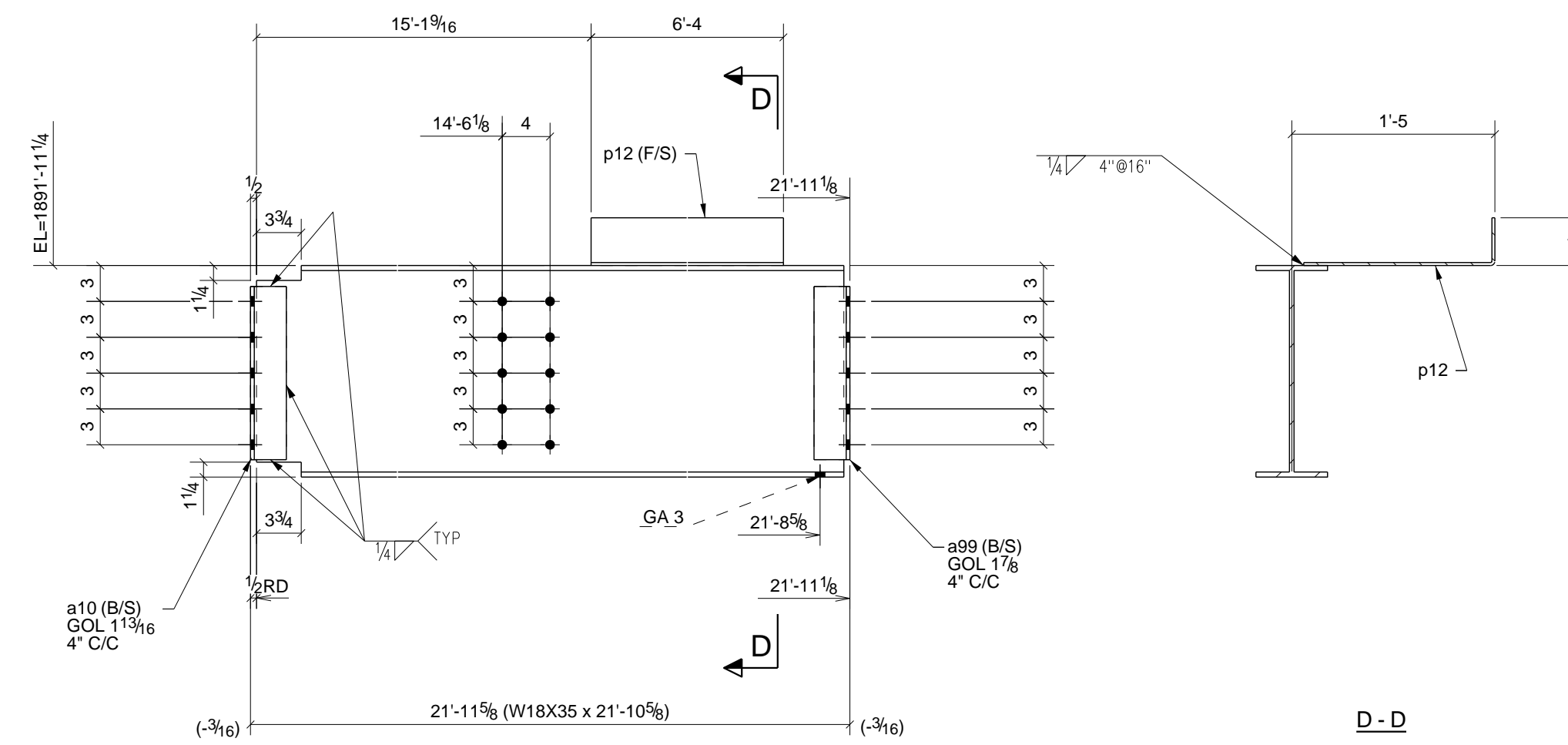
2 - BEAMS - 28B4

W 17 7/8" x 14"
F 6" x 1/2"



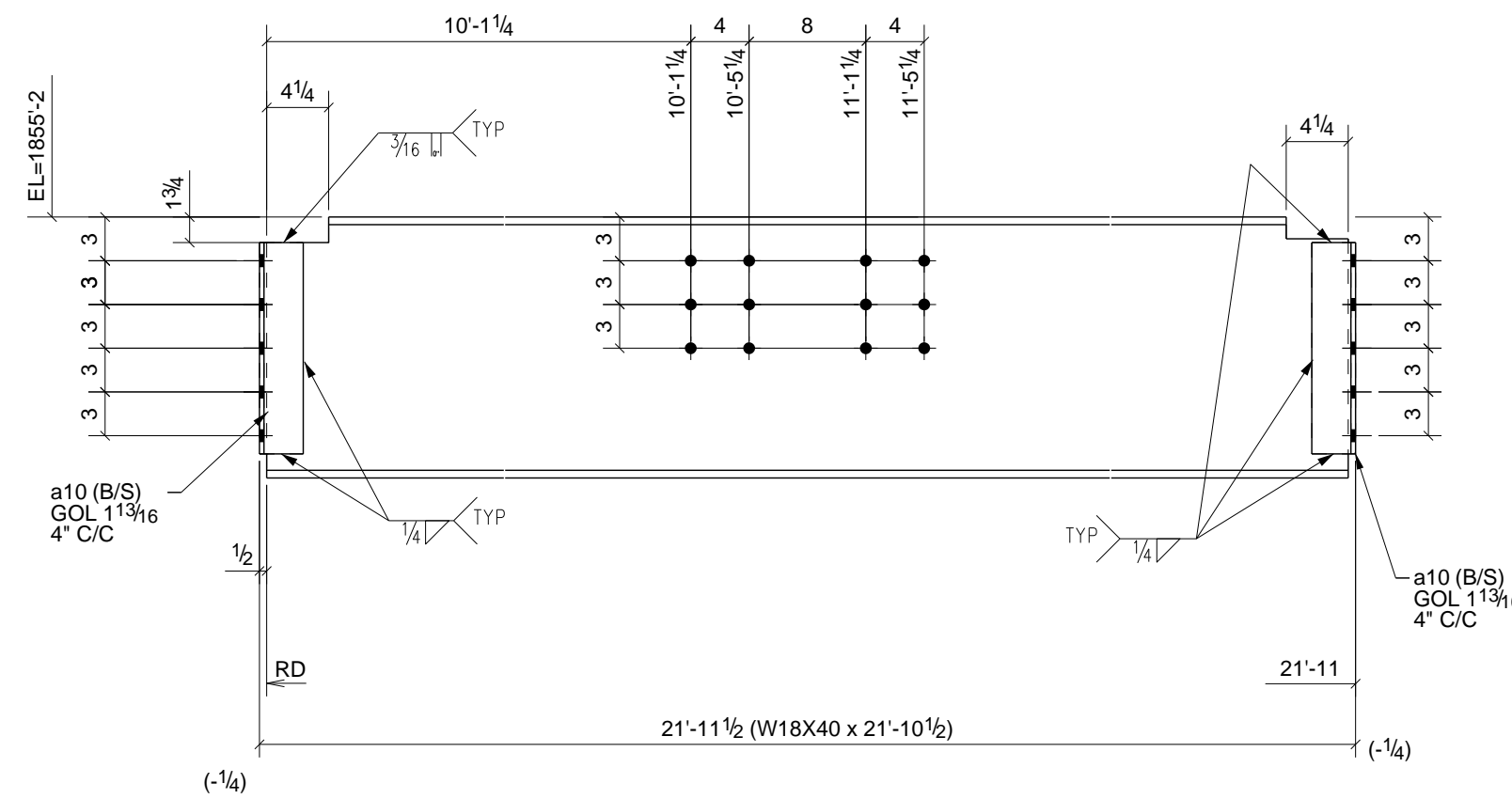
ONE - BEAM - 28B2

W 17 7/8" x 14"
F 6" x 1/2"



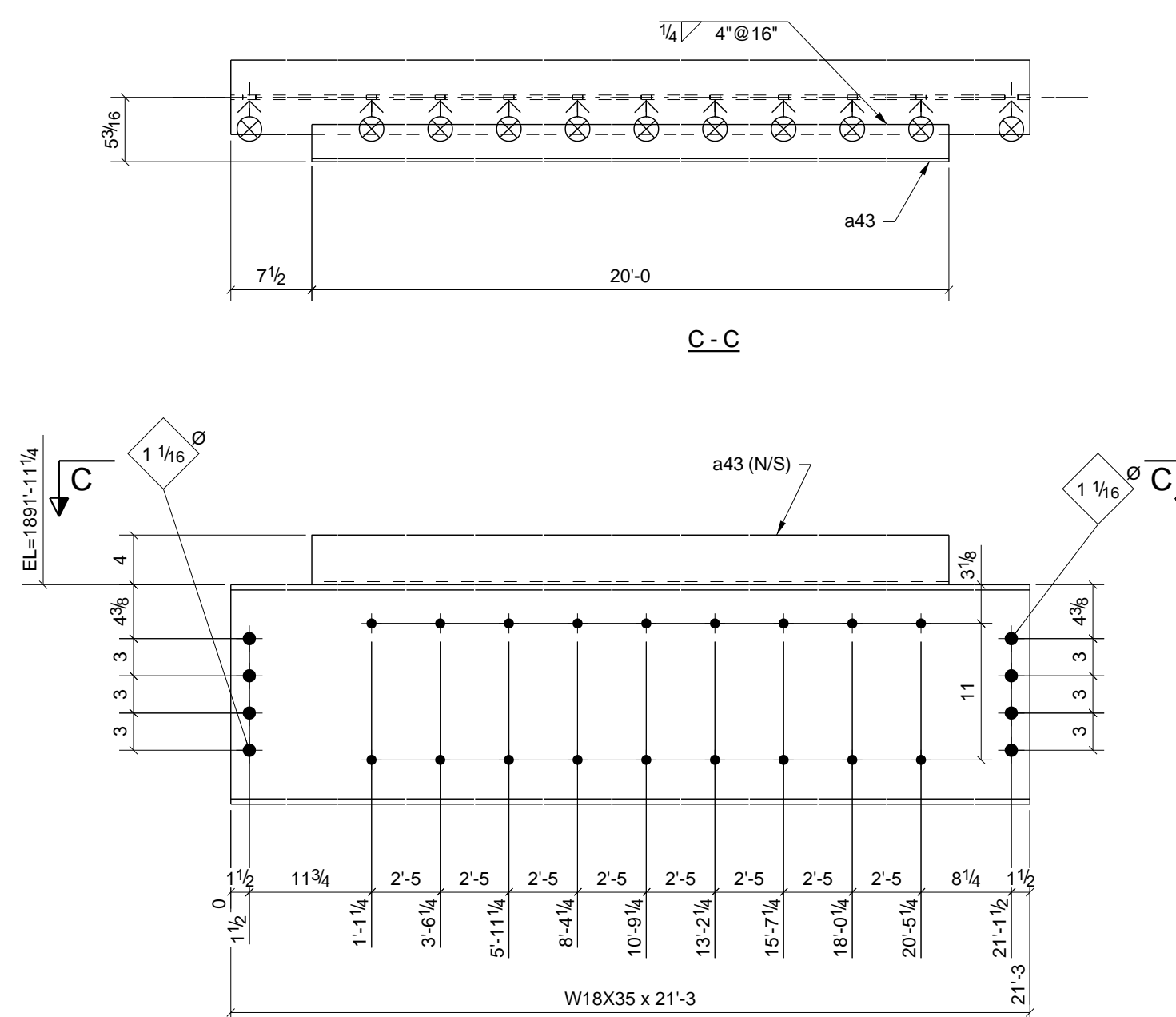
ONE - BEAM - 28B5

W 17 11/16" x 14"
F 6" x 7/16"



ONE - BEAM - 28B3

W 17 7/8" x 14"
F 6" x 1/2"



3 - BEAMS - 28B6

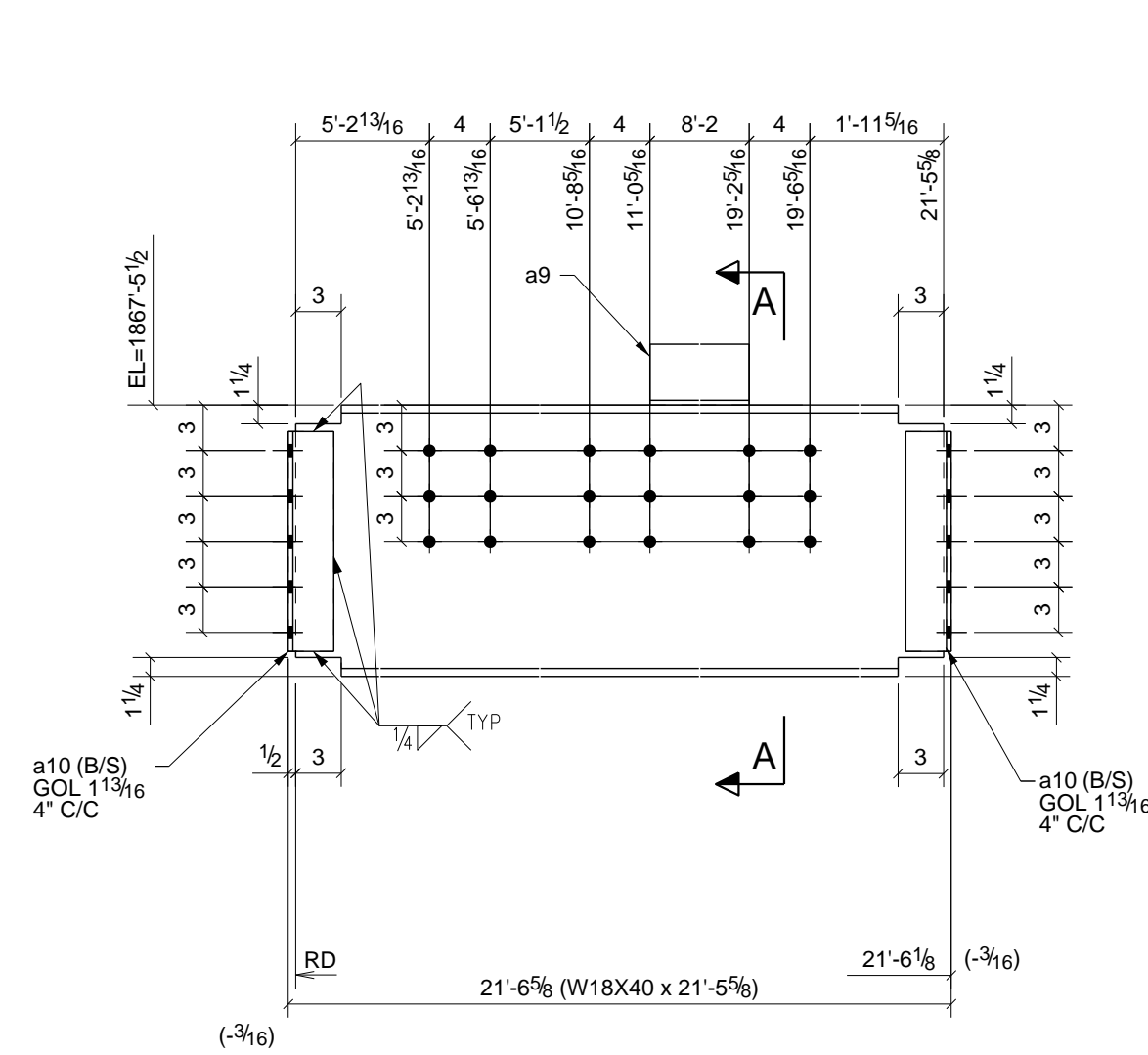
W 17 11/16" x 14"
F 6" x 7/16"

PHASE					BILL OF MATERIAL						
1	2	3	4	5	SHIP MARK	NO PCS	DESCRIPTION	LENGTH	PIECE MARK	REMARKS - PROC./GR.	ABM #
0	0	0	1	0	28B1	1	W18X40	21'-10 5/8"		SQ-2 A992	B64
						2	L3X3X5/16	1'-2 1/2"	a10	A36	
						2	L3X3X5/16	1'-2 1/2"	a99	A36	
0	0	0	1	0	28B2	1	W18X40	21'-10 5/8"		SQ-2 A992	B68
						4	L3X3X5/16	1'-2 1/2"	a10	A36	
						1	BAR3/8"X7 1/2"	10'-11 1/8"	p68	A36	
1	0	0	0	0	28B3	1	W18X40	21'-10 1/2"		SQ-2 A992	B72
						4	L3X3X5/16	1'-2 1/2"	a10	A36	
0	1	1	0	0	28B4	2	W18X40	21'-10 1/2"		SQ-2 A992	B73
						8	L3X3X5/16	1'-2 1/2"	a10	A36	
0	0	0	1	0	28B5	1	W18X35	21'-10 5/8"		SQ-2 A992	B78
						2	L3X3X5/16	1'-2 1/2"	a10	A36	
						2	L3X3X5/16	1'-2 1/2"	a99	A36	
						1	PL1/4"X19 13/16"	6'-4"	p12	A36	
0	0	0	3	0	28B6	3	W18X35	21'-3"		SQ-2 A992	B82
						3	L4X3X1/4	20'-0"	a43	A36	

6) APPROVER VERIFY ALL E PLAN ELEVATIONS PRIOR TO FAB.
 5) NO PAINT WITHIN 3" OF OPEN HOLES FOR MOMENT FLANGE CONNS.
 4) ALL MATERIAL AS NOTED
 3) 1-1/4" EDGE DISTANCE UNLESS NOTED.
 2) GRIND ALL ROUGH EDGES SMOOTH
 1) ALL WELDS 3/16" FILLETS OR BUTT WELDS, UNLESS NOTED, PROCEDURES PER AWS D.1.1 LATEST REV.

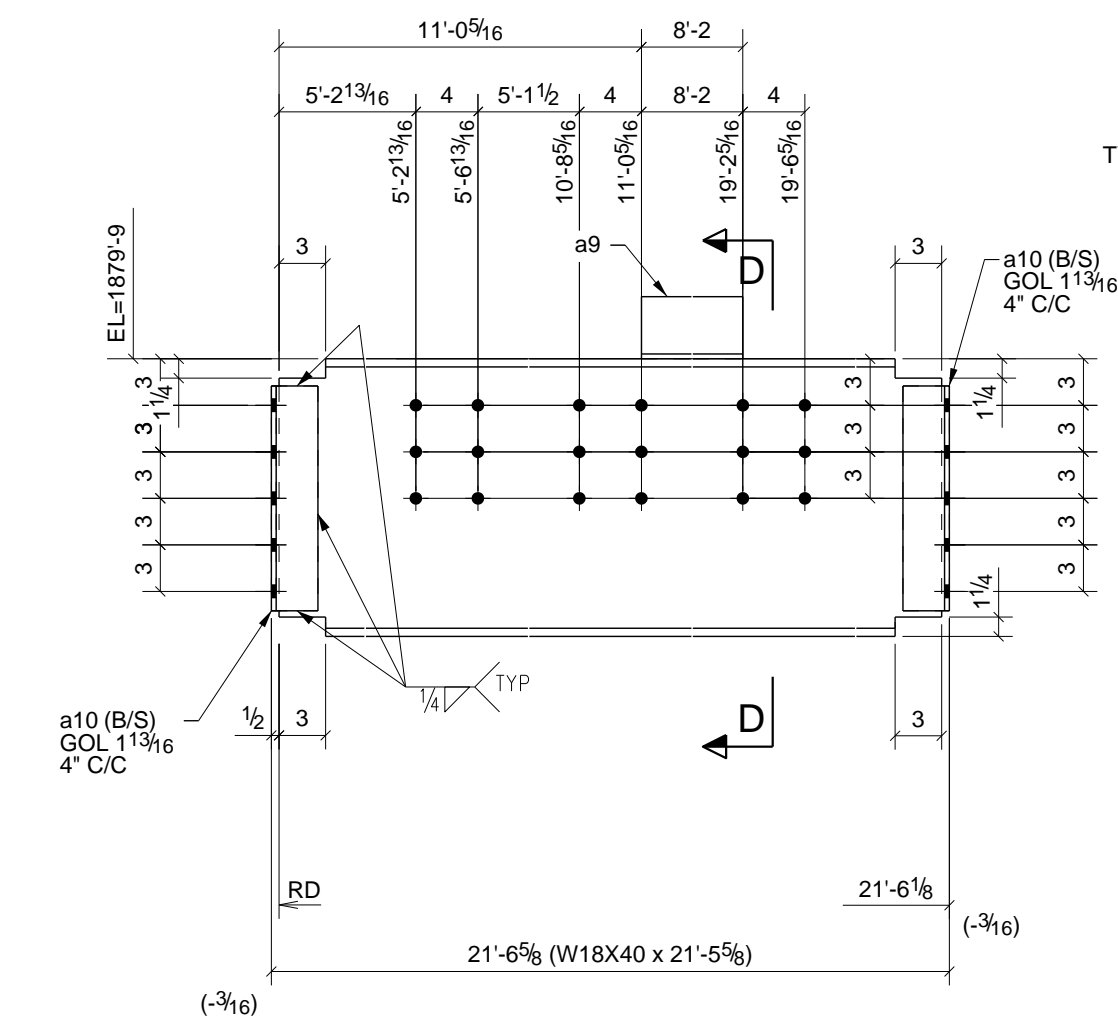
GENERAL NOTES:

B	Add Plates	12/30/10	TMc	TAN
0	For Fabrication F&F	3/07/11	TMc	TH
REV.	DESCRIPTION	DATE	DWN	CHK
GENERAL NOTES				
MATERIAL: A992	UN	ELECTRODES: E70XX LH	REF. DRG.	JOB USE
HOLES: 13/16	DIA. UN	CONNS: A325N - U.N.		SHOP
SURFACE PREP. AND PAINT:				APPROVAL
SSPC-SP3				
#30-18, Red Oxide				
DESCRIPTION: BEAM DETAILS				
PROJ. NAME	St Marys Medical Center			DRAWN BY
LOCATION	1102 Million Dollar Highway, St. Marys, PA.			TMc
CONTRACTOR	Hallstrom Construction, Inc.	ARCH/ENG.	KTH Architects, Inc./Lee-Simpson Assoc., Inc	DATE
Altoona Pipe And Steel Supply Co.				JOB No.
1128 Ninth Avenue				3-21375
Altoona, Pa 16603-0112				DATE
(814) 944-1631				DRG. No.
				28
				REV.
				0



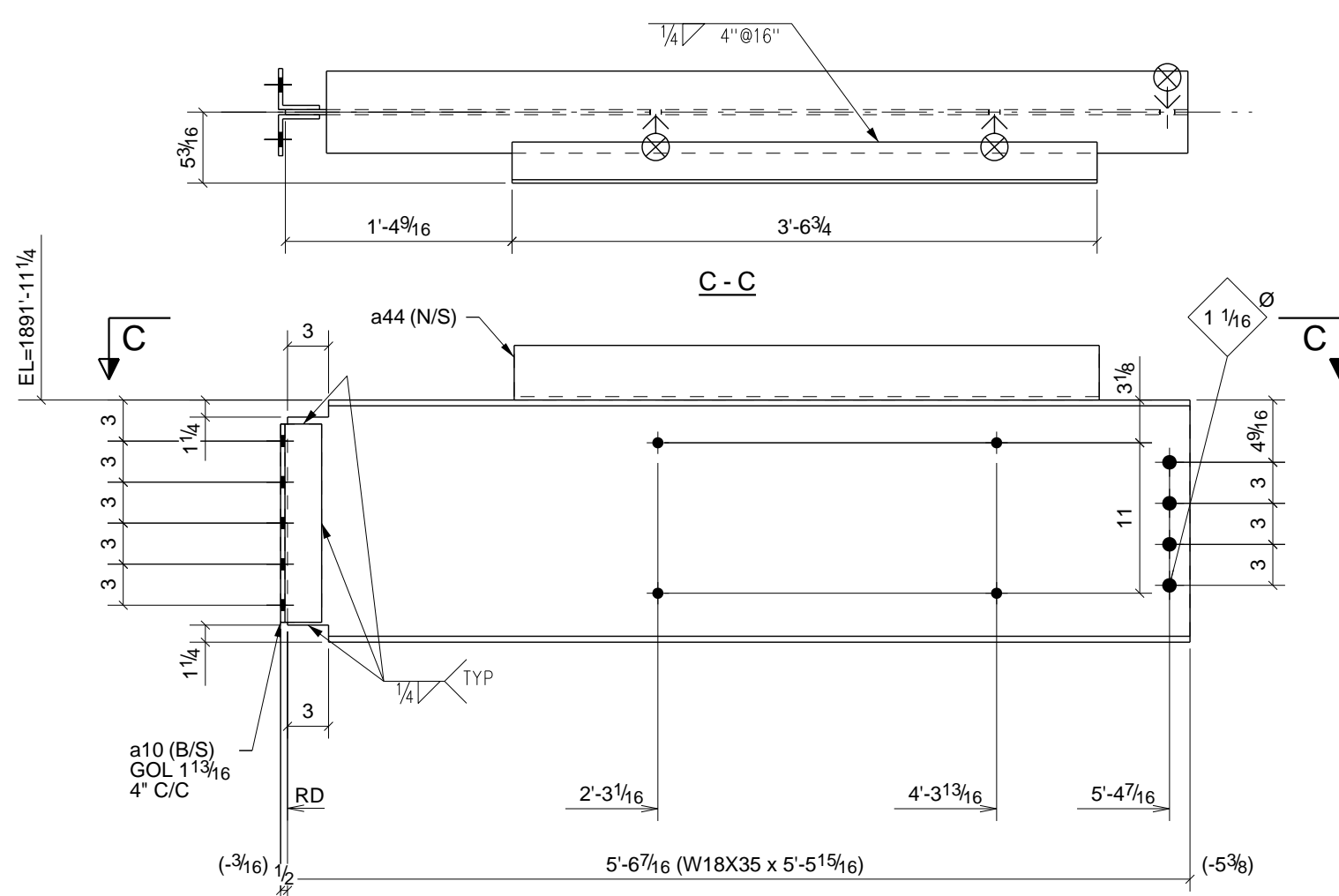
ONE - BEAM - 29B1

W 17 7/8" x 1 1/4"
F 6" x 1 1/2"



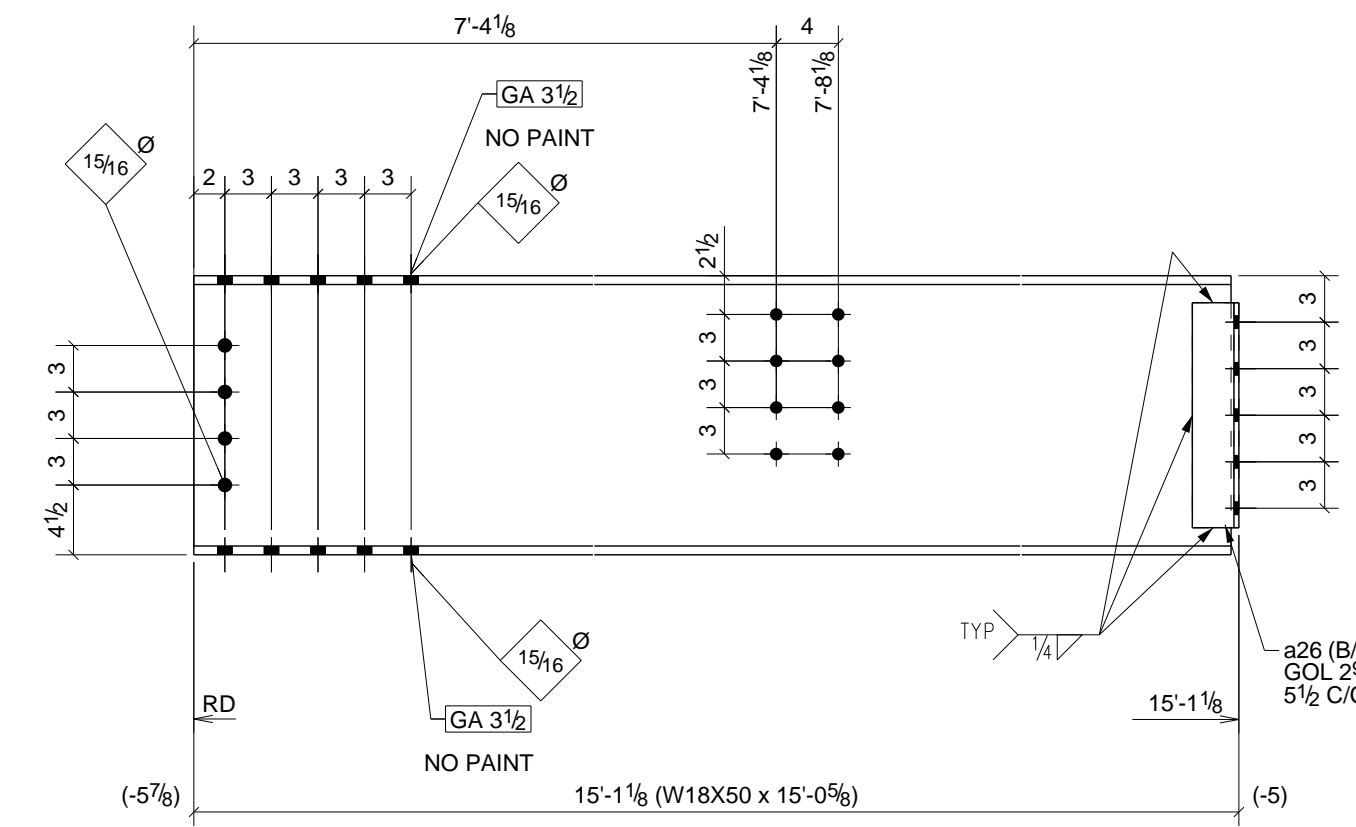
ONE - BEAM - 29B2

W 17 7/8" x 1 1/4"
F 6" x 1 1/2"



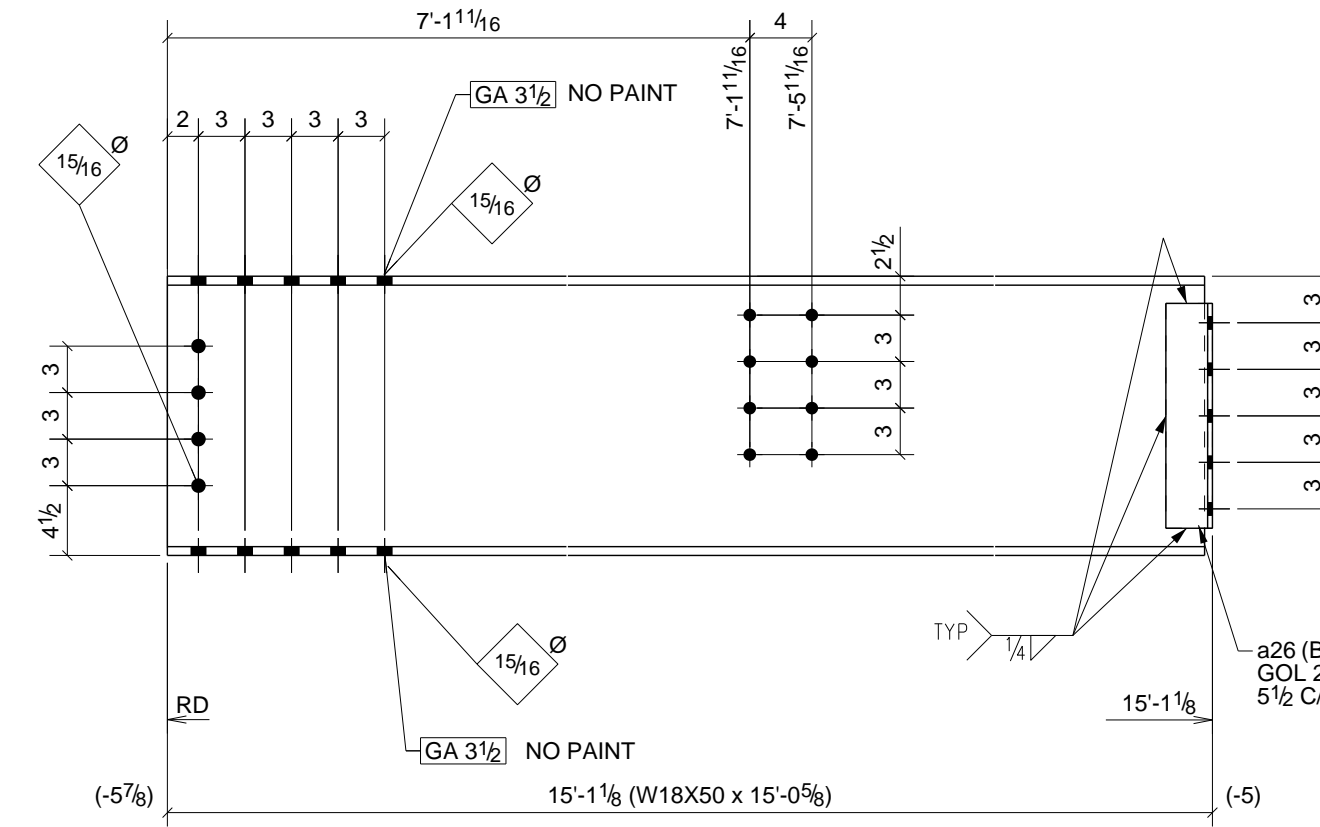
ONE - BEAM - 29B3

W 17 11/16" x 1 1/4"
F 6" x 7/16"



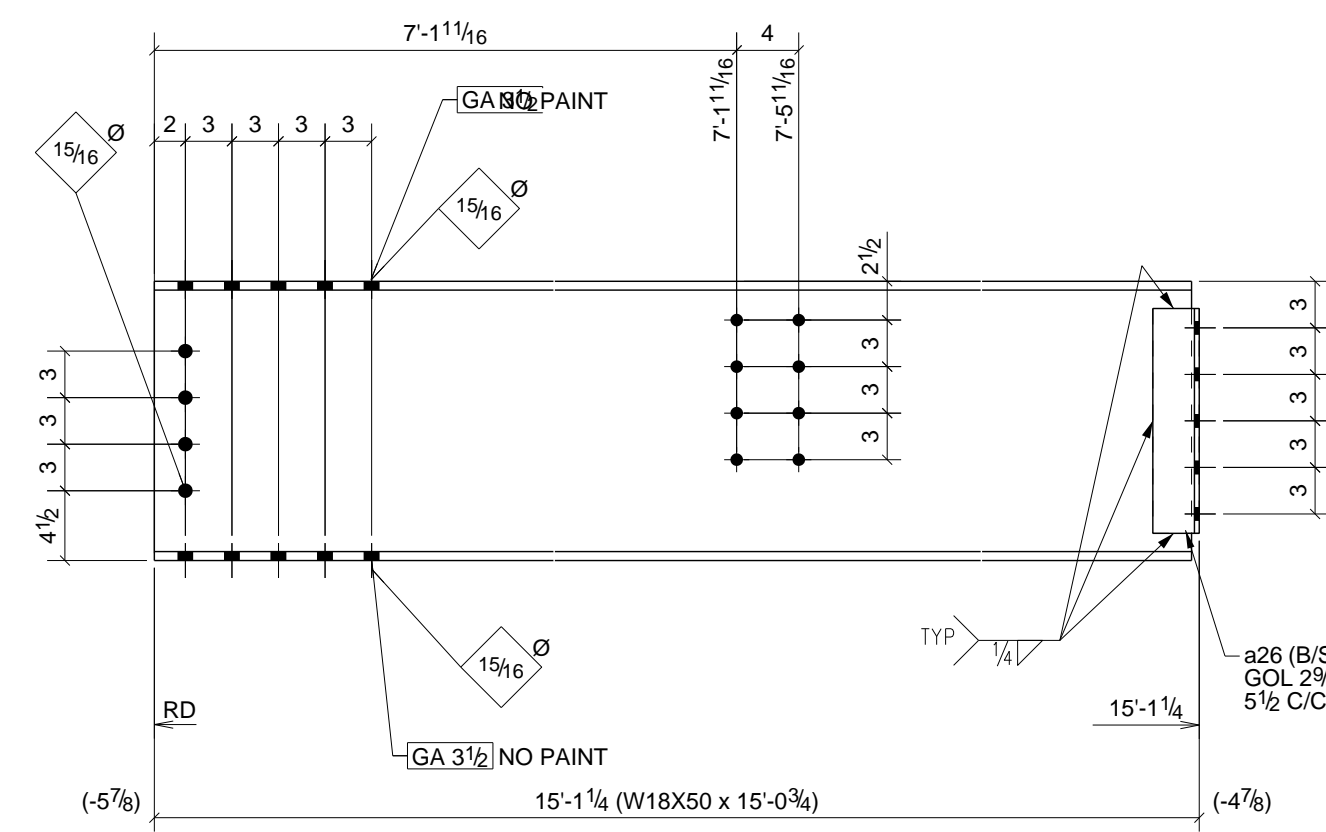
2 - BEAMS - 29B4

W 18" x 3/8"
F 7 1/2" x 9/16"



2 - BEAMS - 29B5

W 18" x 3/8"
F 7 1/2" x 9/16"



2 - BEAMS - 29B6

W 18" x 3/8"
F 7 1/2" x 9/16"

PHASE					BILL OF MATERIAL							
1	2	3	4	5	SHIP	MARK	NO PCS	DESCRIPTION	LENGTH	PIECE MARK	REMARKS - PROC./GR.	ABM #
0	1	0	0	0	1	29B1	1	W18X40	21'-5 5/8"		SQ-2 A992	B84
							1	L4X3X5/16	8'-2"	a9	A36	
							4	L3X3X5/16	1'-2 1/2"	a10	A36	
0	0	1	0	0	1	29B2	1	W18X40	21'-5 5/8"		SQ-2 A992	B85
							1	L4X3X5/16	8'-2"	a9	A36	
							4	L3X3X5/16	1'-2 1/2"	a10	A36	
0	0	0	1	0	1	29B3	1	W18X35	5'-5 15/16"		SQ-2 A992	B88
							2	L3X3X5/16	1'-2 1/2"	a10	A36	
							1	L4X3X1/4	3'-6 3/4"	a44	A36	
2	0	0	0	0	2	29B4	2	W18X50	15'-0 5/8"		SQ-2 A992	B97
							4	L4X3X5/16	1'-2 1/2"	a26	A36	
0	2	0	0	0	2	29B5	2	W18X50	15'-0 5/8"		SQ-2 A992	B98
							4	L4X3X5/16	1'-2 1/2"	a26	A36	
0	0	2	0	0	2	29B6	2	W18X50	15'-0 3/4"		SQ-2 A992	B99
							4	L4X3X5/16	1'-2 1/2"	a26	A36	

6) APPROVER VERIFY ALL E PLAN ELEVATIONS PRIOR TO FAB.
 5) NO PAINT WITHIN 3" OF OPEN HOLES FOR MOMENT FLANGE CONNS.
 4) ALL MATERIAL AS NOTED
 3) 1-1/4" EDGE DISTANCE UNLESS NOTED.
 2) GRIND ALL ROUGH EDGES SMOOTH
 1) ALL WELDS 3/16" FILLETS OR BUTT WELDS, UNLESS NOTED, PROCEDURES PER AWS D.1.1 LATEST REV.
 GENERAL NOTES:

REV.	DESCRIPTION	DATE	DWN	CHK
B	Blt Plate Correction	12/30/10	TMc	TAN
A	For Approval	12/27/10	TMc	TAN
0	For Fabrication F&F	2/22/11	TMc	TH

GENERAL NOTES

MATERIAL: A992 U/N ELECTRODES: E70XX LH REF. DRG.
 HOLES: 13/16 DIA. U/N CONNS: A325N - U.N.
 SURFACE PREP: AND PAINT:
 SSPC-SP3
 #30-18, Red Oxide

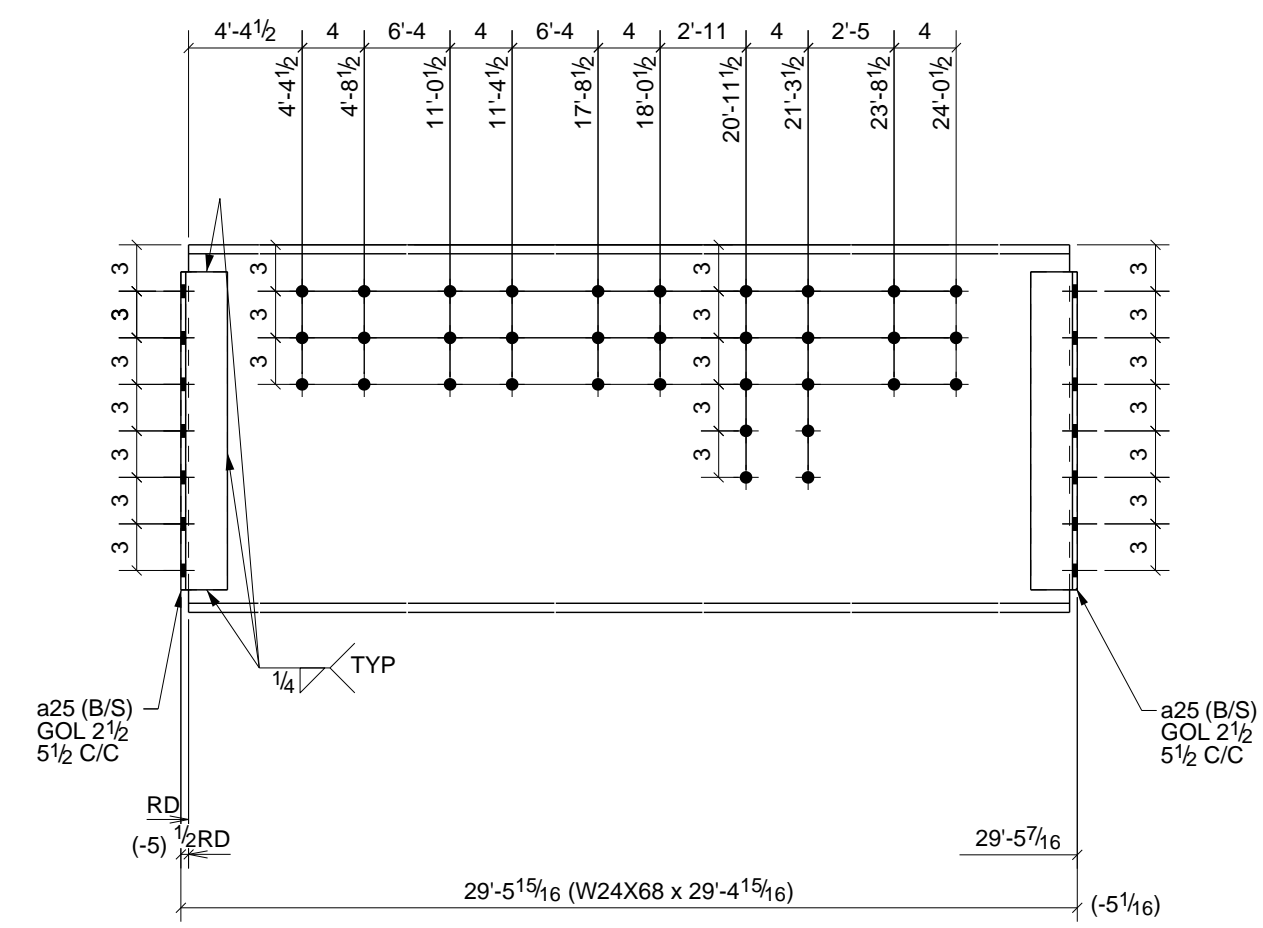
DESCRIPTION: BEAM DETAILS

PROJ. NAME: St Marys Medical Center
 LOCATION: 1102 Million Dollar Highway, St. Marys, PA.

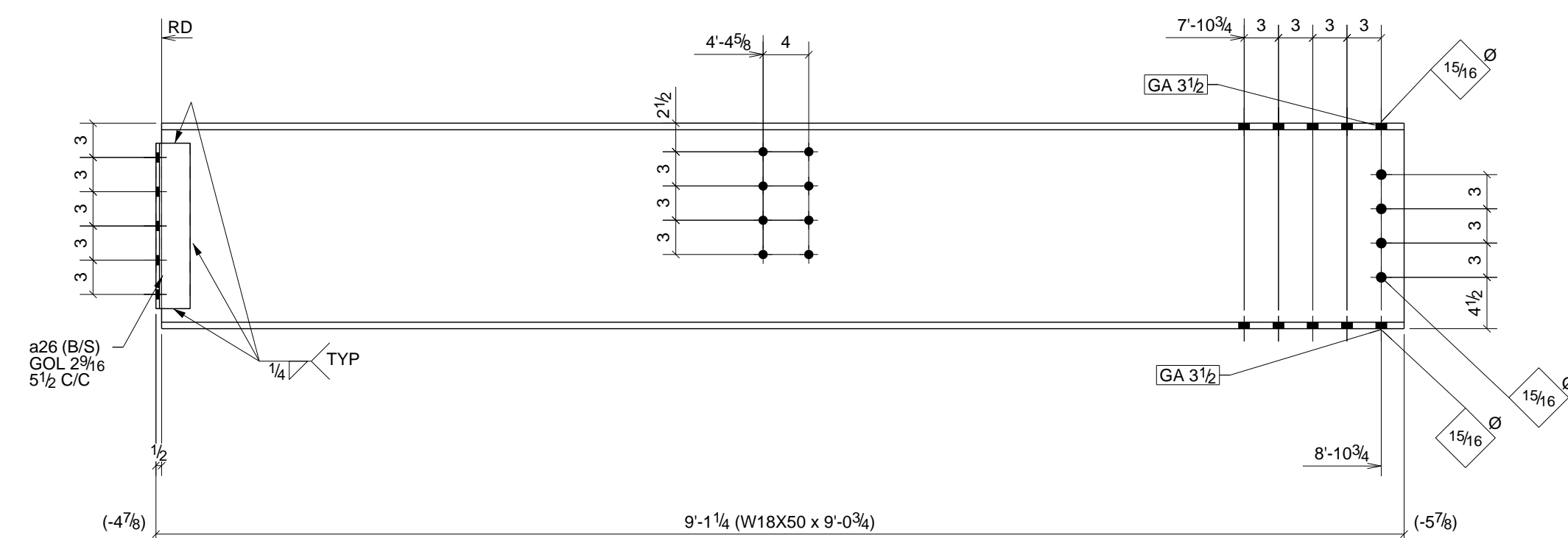
CONTRACTOR: Hallstrom Construction, Inc. ARCH/ENG: KTH Architects, Inc./Lee-Simpson Assoc., Inc.

Altoona Pipe And Steel Supply Co.
 1128 Ninth Avenue
 Altoona, Pa 16603-0112
 (814) 944-1631

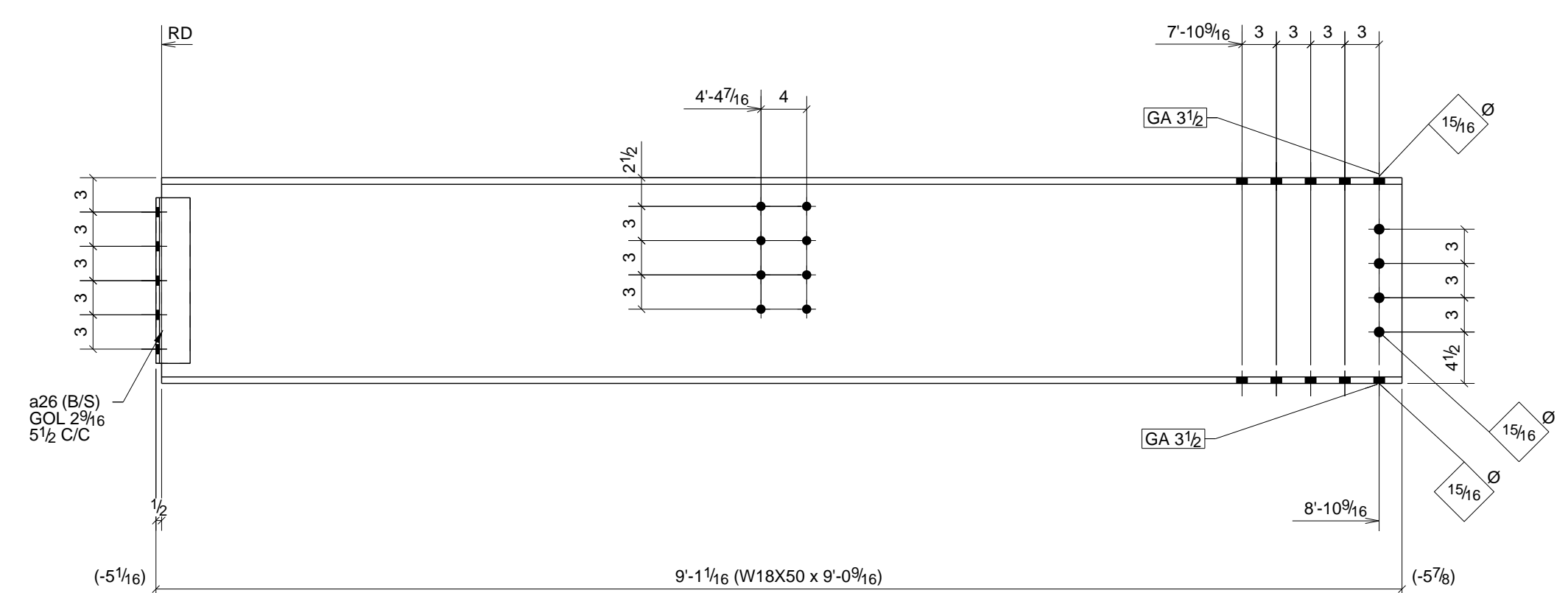
DATE: 12/27/2010
 CHECKED BY: TH
 JOB No.: 3-21375
 DRG. No.: 29 REV. 0



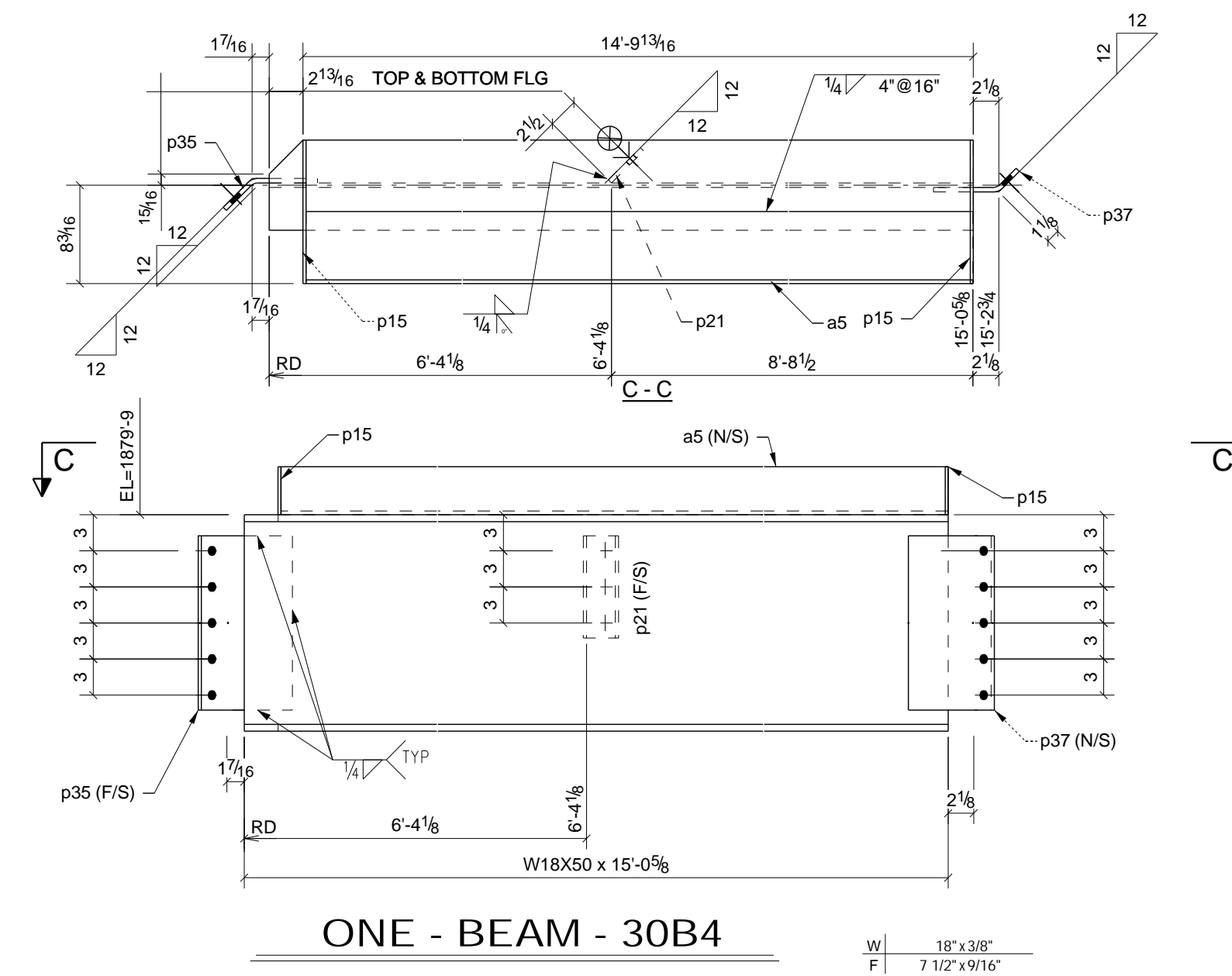
ONE - BEAM - 30B1



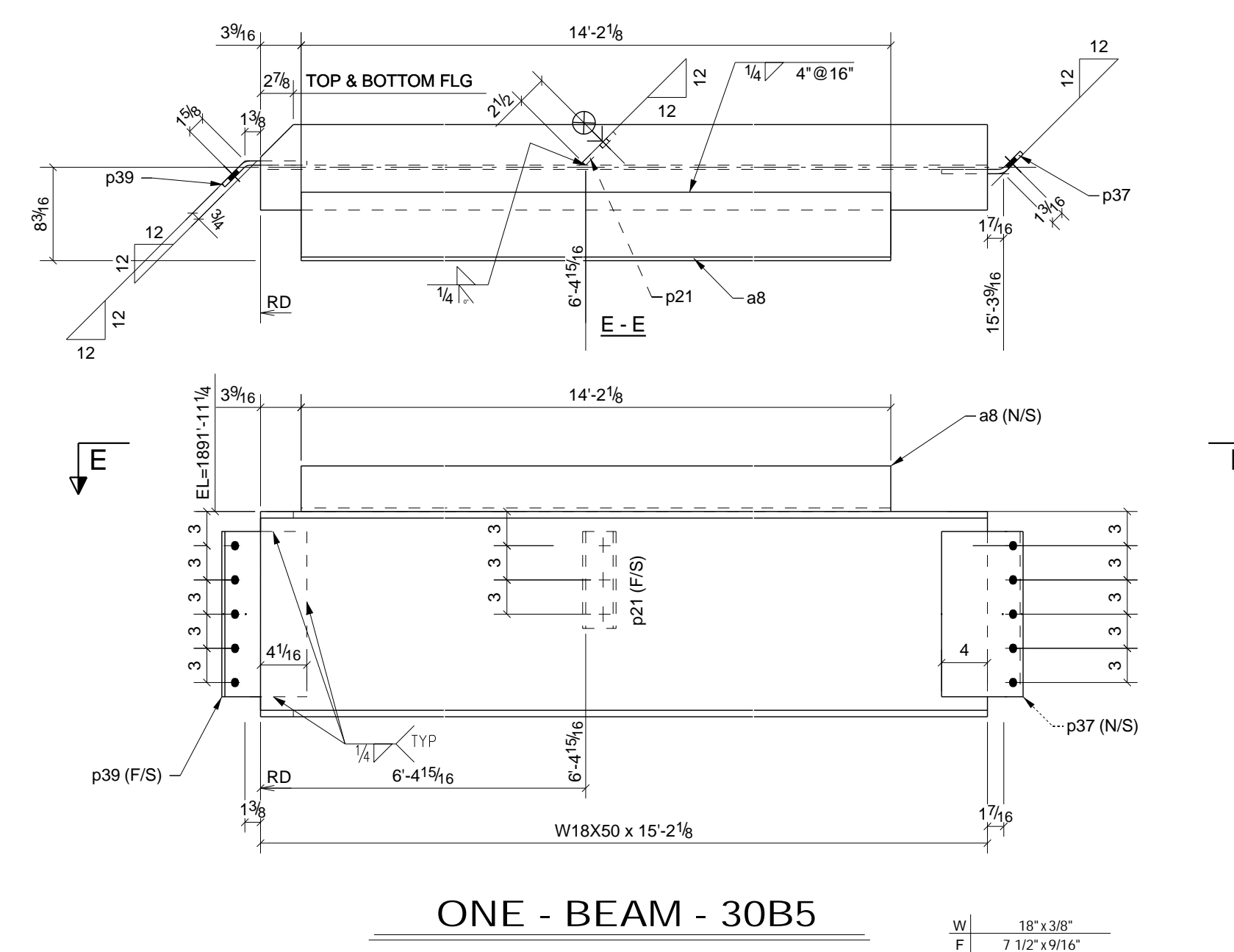
2 - BEAMS - 30B2



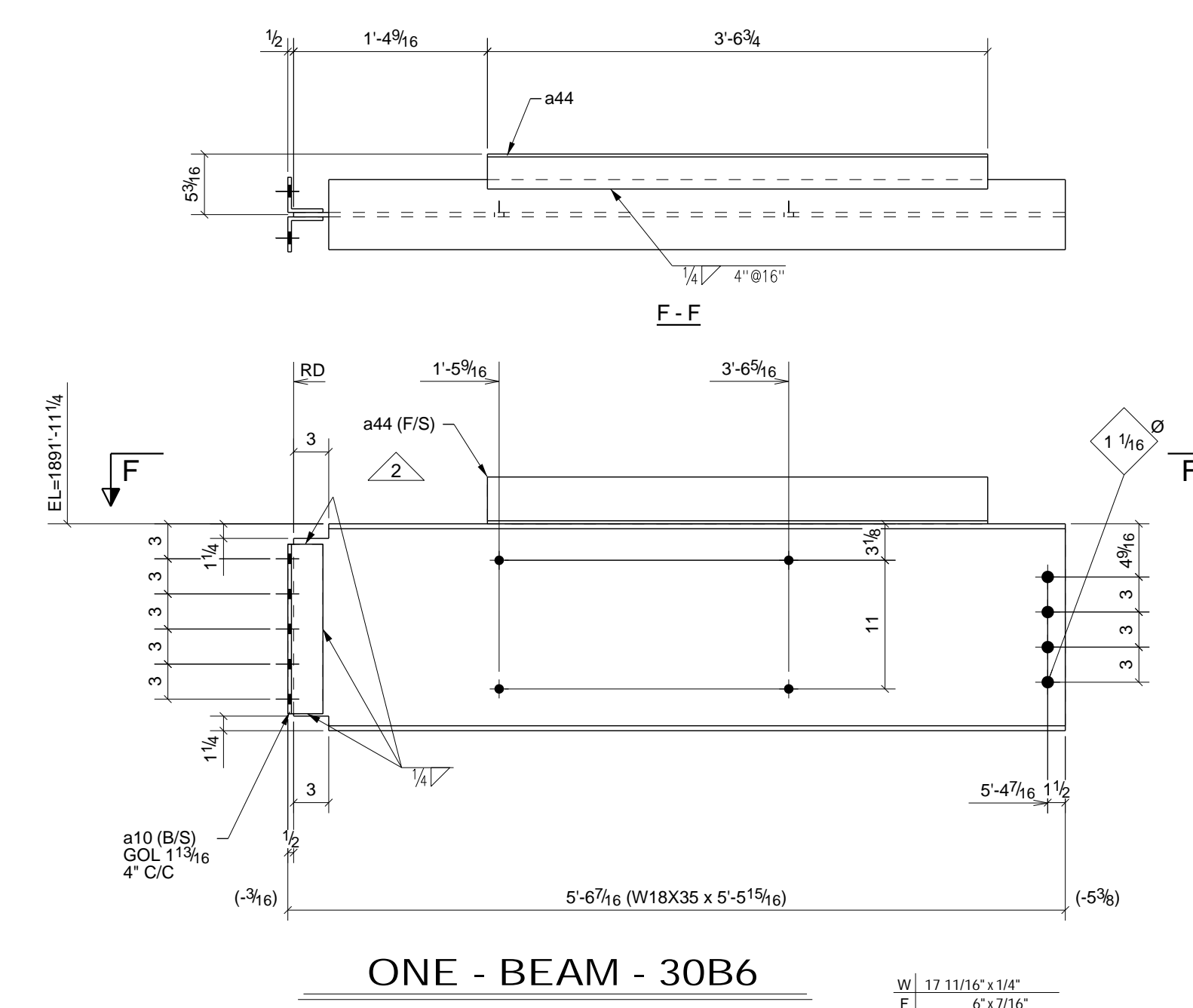
4 - BEAMS - 30B3



ONE - BEAM - 30B4



ONE - BEAM - 30B5



ONE - BEAM - 30B6

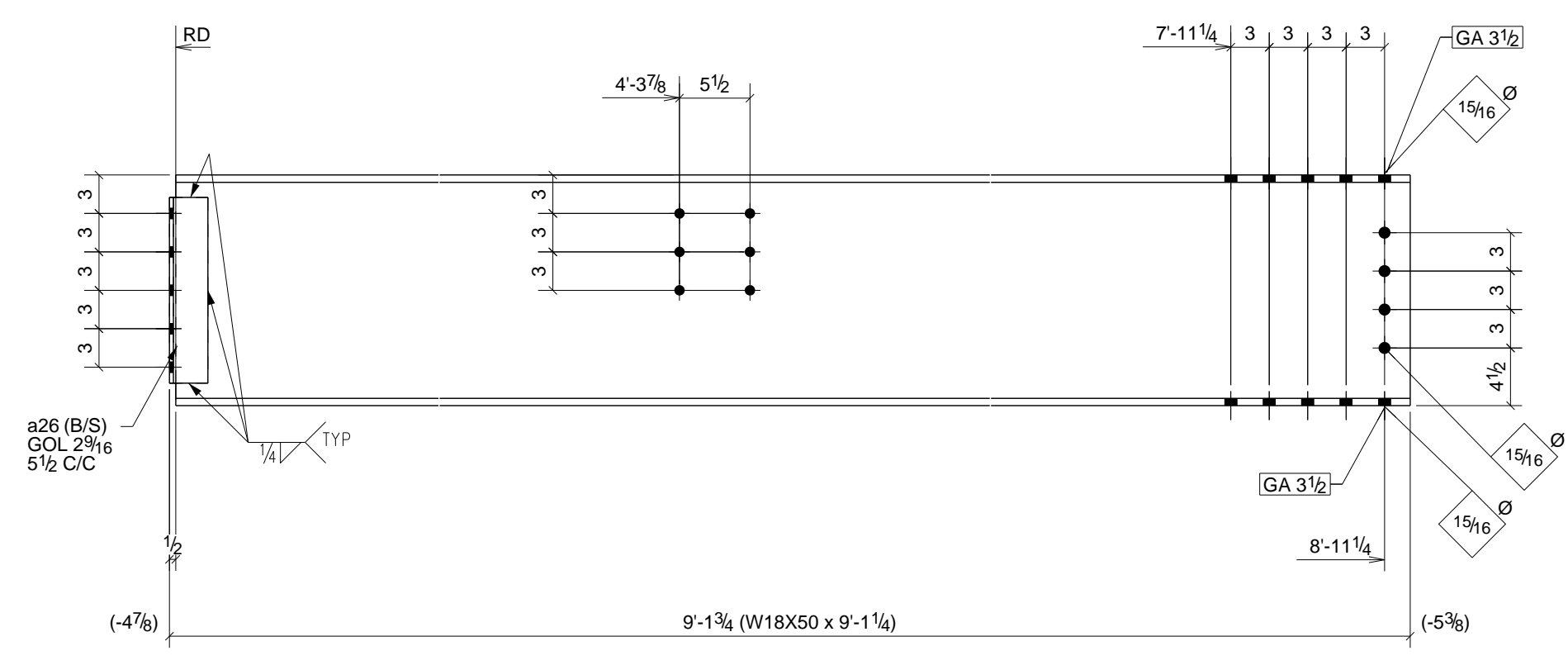
PHASE					BILL OF MATERIAL						
1	2	3	4	5	SHIP MARK	NO PCS	DESCRIPTION	LENGTH	PIECE MARK	REMARKS - PROC./GR.	ABM #
1	0	0	0	0	1	30B1	1	W24X68	29'-4 15/16"	SQ-2 A992	B100
							4	L4X3X5/16	1'-8 1/2"	a25	A36
0	0	2	0	0	2	30B2	2	W18X50	9'-0 3/4"	SQ-2 A992	B103
							4	L4X3X5/16	1'-2 1/2"	a26	A36
2	2	0	0	0	4	30B3	4	W18X50	9'-0 9/16"	SQ-2 A992	B104
							8	L4X3X5/16	1'-2 1/2"	a26	A36
0	0	1	0	0	1	30B4	1	W18X50	15'-0 5/8"	SQ-2 A992	B131
							1	L6X4X5/16	14'-9 9/16"	a5	A36
							2	BAR 1/4"X4"	0'-11 15/16"	p15	A36
							1	PL 3/8"X3 3/4"	0'-8 1/2"	p21	A36
							1	BPL 3/8"X8 3/4"	1'-2 1/2"	p35	A36
							1	BPL 3/8"X7 13/16"	1'-2 1/2"	p37	A36
0	0	0	1	0	1	30B5	1	W18X50	15'-2 1/8"	SQ-2 A992	B132
							1	L6X4X5/16	14'-2 1/8"	a8	A36
							1	PL 3/8"X3 3/4"	0'-8 1/2"	p21	A36
							1	BPL 3/8"X7 13/16"	1'-2 1/2"	p37	A36
							1	BPL 3/8"X8 1/4"	1'-2 1/2"	p39	A36
0	0	0	1	0	1	30B6	1	W18X35	5'-5 15/16"	SQ-2 A992	B137
							2	L3X3X5/16	1'-2 1/2"	a10	A36
							1	L4X3X1/4	3'-6 3/4"	a44	A36

- 6) APPROVER VERIFY ALL E PLAN ELEVATIONS PRIOR TO FAB.
 5) NO PAINT WITHIN 3" OF OPEN HOLES FOR MOMENT FLANGE CONNS.
 4) ALL MATERIAL AS NOTED
 3) 1-1/4" EDGE DISTANCE UNLESS NOTED.
 2) GRIND ALL ROUGH EDGES SMOOTH
 1) ALL WELDS 3/16" FILLETS OR BUTT WELDS, UNLESS NOTED, PROCEDURES PER AWS D.1.1 LATEST REV.

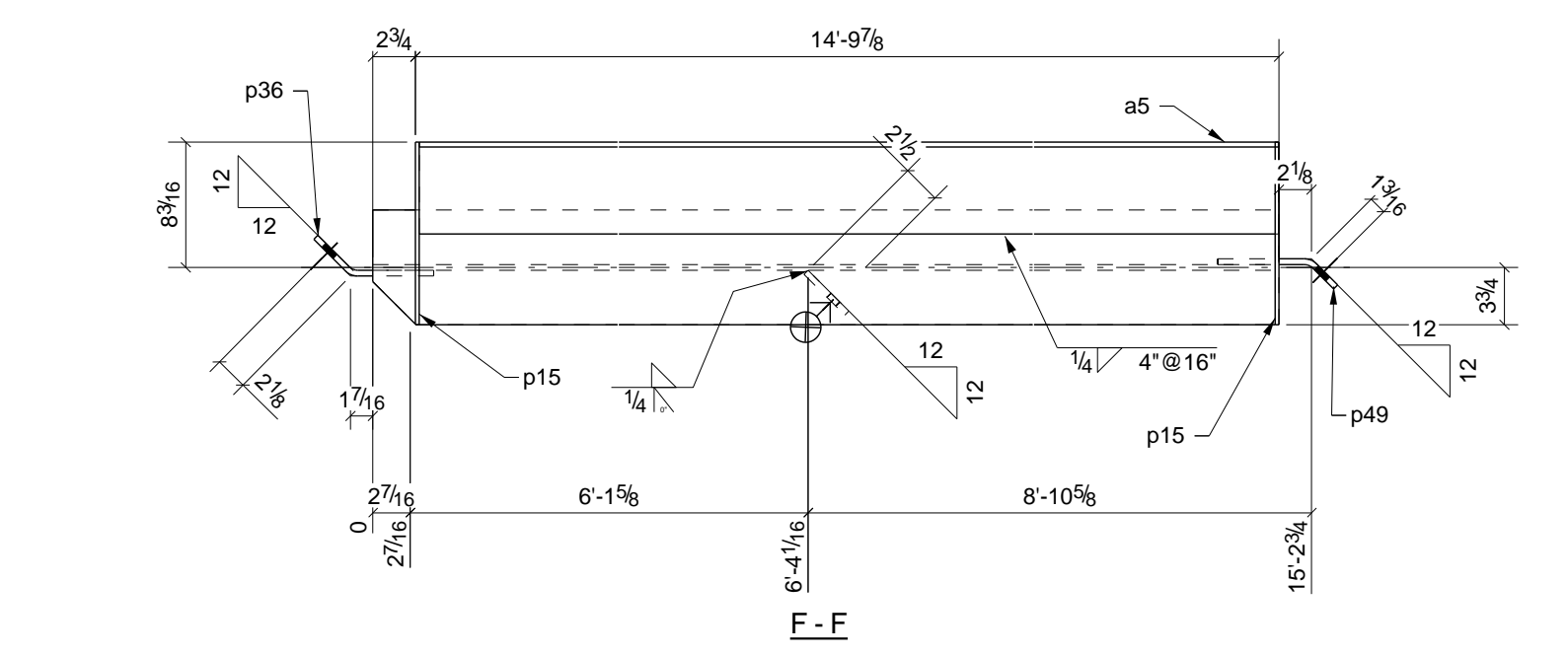
GENERAL NOTES:

REV.	DESCRIPTION	DATE	DWN	CHK
B	Bt Plate Correction	12/30/10	TMc	TAN
A	For Approval	12/27/10	TMc	TAN
2	ADDED ANGLE	4-1-11	TMc	TAN
1	Changed Marks & Details	3/08/11	TMc	TH
0	For Fabrication F&F	2/22/11	TMc	TH

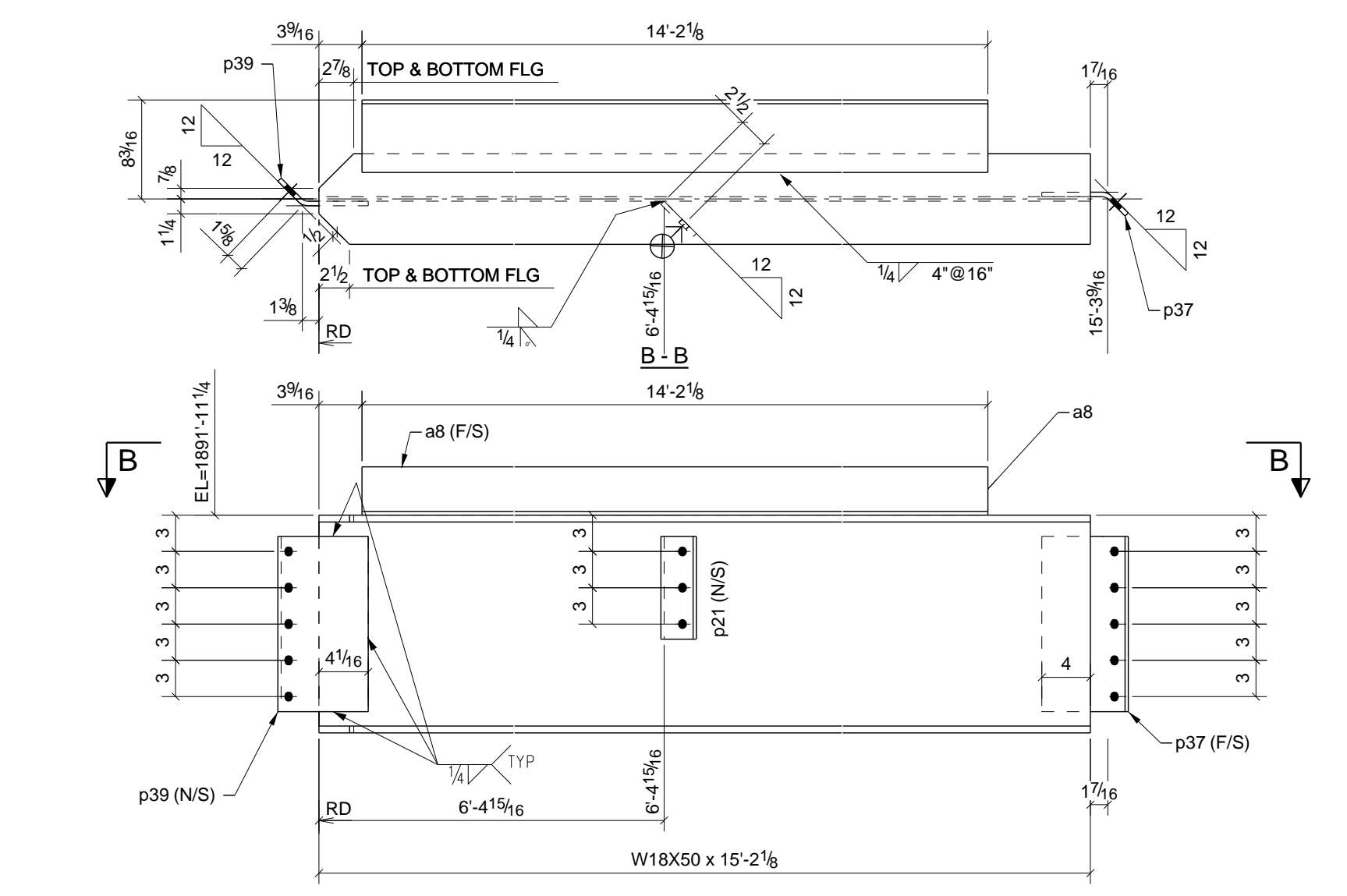
GENERAL NOTES		JOB USE
MATERIAL: A992	U/N ELECTRODES: E70XX LH	REF. DRG.
HOLES: 13/16 DIA. U/N	CONNS: A325N - U.N.	SHOP
SURFACE PREP. AND PAINT:		APPROVAL
SSPC-SP3 #30-18, Red Oxide		
DESCRIPTION: BEAM DETAILS		
PROJ. NAME	St Marys Medical Center	
LOCATION	1102 Million Dollar Highway, St. Marys, PA.	
CONTRACTOR	Hallstrom Construction, Inc.	ARCH/ENG. KTH Architects, Inc./Lee-Simpson Assoc., Inc.
Altoona Pipe And Steel Supply Co.		DRAWN BY TMc
1128 Ninth Avenue		DATE 12/27/2010
Altoona, Pa 16603-0112		CHKD. BY TH
(814) 944-1631		DATE
		JOB No. 3-21375
		DRG. No. 30
		REV. 2



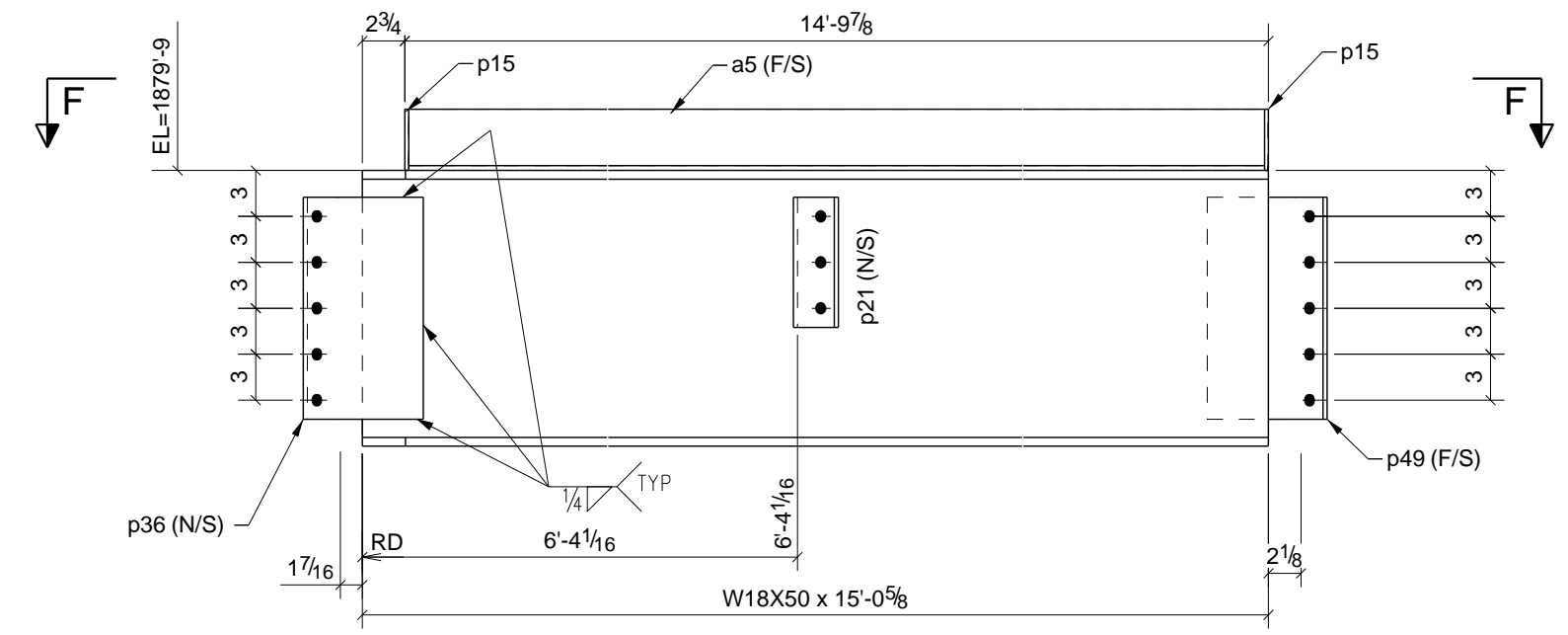
2 - BEAMS - 31B1



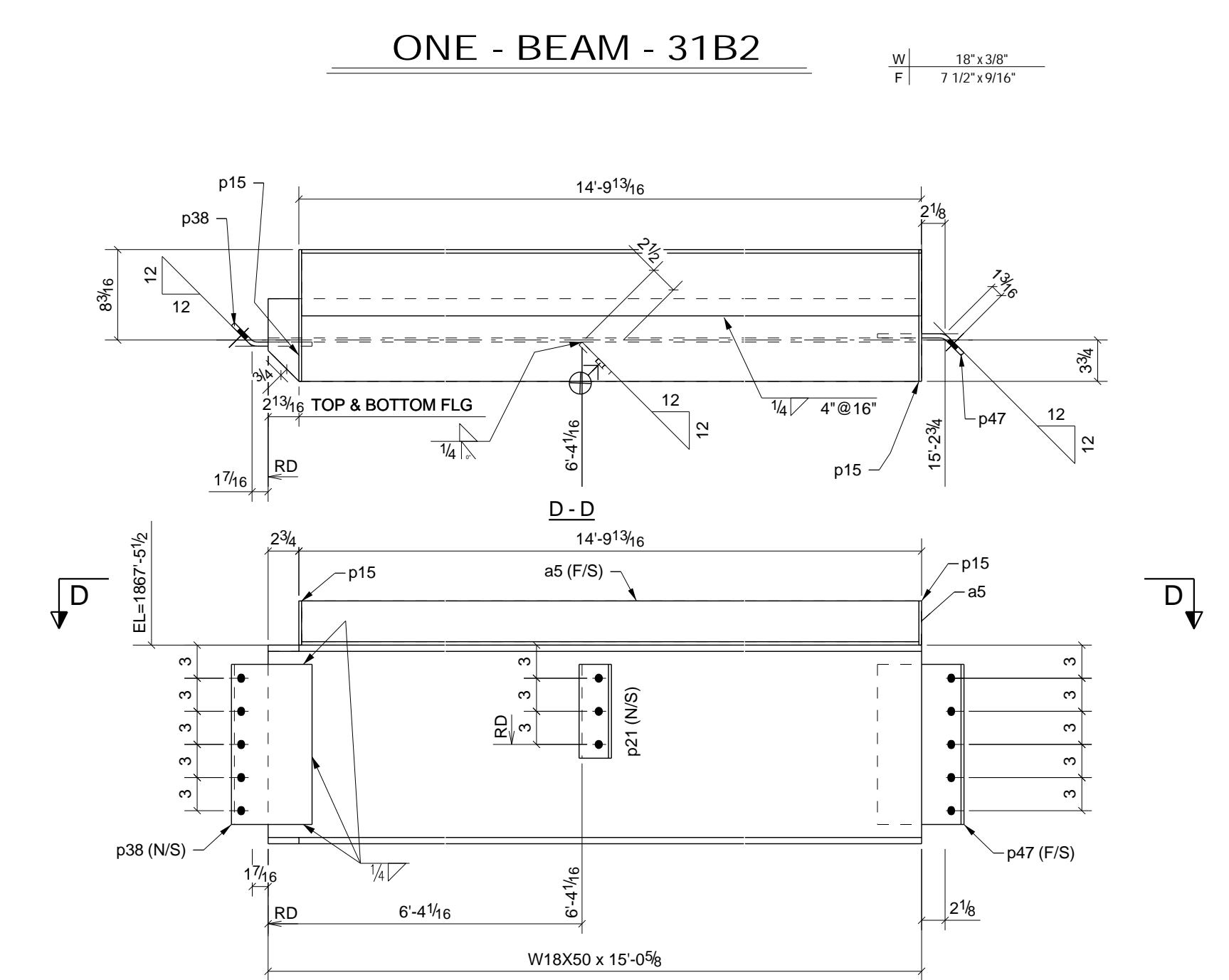
ONE - BEAM - 31B4




ONE - BEAM - 31B2



ONE - BEAM - 31B5



ONE - BEAM - 31B3



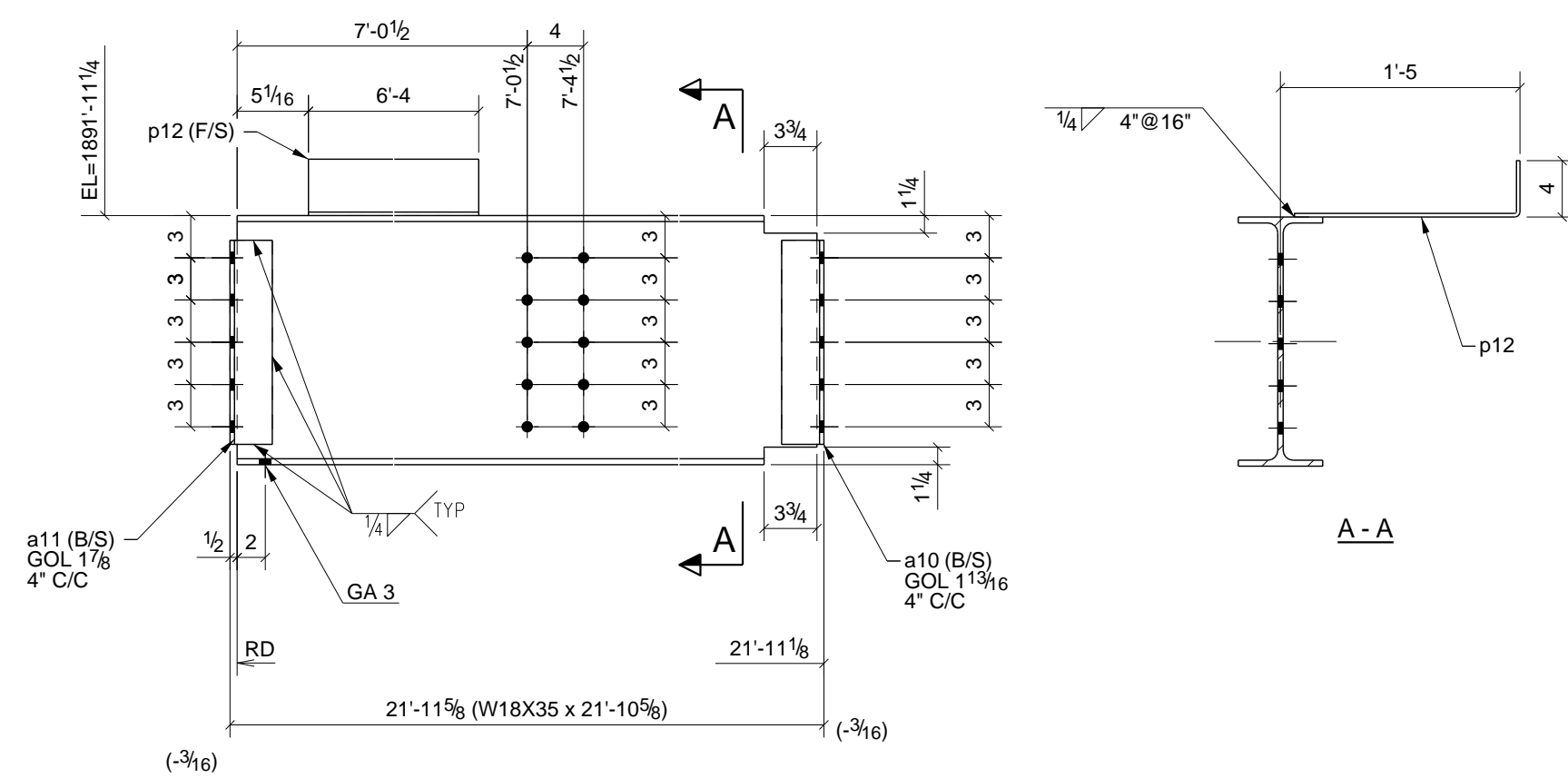
ONE - BEAM - 31B6

PHASE					BILL OF MATERIAL						
1	2	3	4	5	SHIP MARK	NO PCS	DESCRIPTION	LENGTH	PIECE MARK	REMARKS - PROC./GR.	ABM #
0	0	0	2	0	31B1	2	W18X50	9'-1 1/4"		SQ-2 A992	B105
						4	L4X3X5/16	1'-2 1/2"	a26	A36	
0	0	0	1	0	31B2	1	W18X50	15'-2 1/8"		SQ-2 A992	B107
						1	L6X4X5/16	14'-2 1/8"	a8	A36	
						1	PL3/8"X3 3/4"	0'-8 1/2"	p21	A36	
						1	BPL3/8"X7 13/16"	1'-2 1/2"	p37	A36	
						1	BPL3/8"X8 1/4"	1'-2 1/2"	p39	A36	
0	1	0	0	0	31B3	1	W18X50	15'-0 5/8"		SQ-2 A992	B108
						1	L6X4X5/16	14'-9 9/16"	a5	A36	
						2	BAR1/4"X4"	0'-11 15/16"	p15	A36	
						1	PL3/8"X3 3/4"	0'-8 1/2"	p21	A36	
						1	BPL3/8"X8"	1'-2 1/2"	p38	A36	
						1	BPL3/8"X8 1/2"	1'-2 1/2"	p47	A36	
0	0	1	0	0	31B4	1	W18X50	15'-0 5/8"		SQ-2 A992	B109
						1	L6X4X5/16	14'-9 9/16"	a5	A36	
						2	BAR1/4"X4"	0'-11 15/16"	p15	A36	
						1	PL3/8"X3 3/4"	0'-8 1/2"	p21	A36	
						1	BPL3/8"X8 3/4"	1'-2 1/2"	p36	A36	
						1	BPL3/8"X8 1/2"	1'-2 1/2"	p49	A36	
0	0	0	1	0	31B5	1	W18X35	21'-10 5/8"		SQ-2 A992	B129
						2	L3X3X5/16	1'-2 1/2"	a11	A36	
						2	L3X3X5/16	1'-2 1/2"	a99	A36	
0	1	0	0	0	31B6	1	W18X50	15'-0 5/8"		SQ-2 A992	B130
						1	L6X4X5/16	14'-9 9/16"	a5	A36	
						2	BAR1/4"X4"	0'-11 15/16"	p15	A36	
						1	PL3/8"X3 3/4"	0'-8 1/2"	p21	A36	
						1	BPL3/8"X8"	1'-2 1/2"	p38	A36	
						1	BPL3/8"X8 7/16"	1'-2 1/2"	p48	A36	

6) APPROVER VERIFY ALL E PLAN ELEVATIONS PRIOR TO FAB.
 5) NO PAINT WITHIN 3" OF OPEN HOLES FOR MOMENT FLANGE CONNS.
 4) ALL MATERIAL AS NOTED
 3) 1-1/4" EDGE DISTANCE UNLESS NOTED.
 2) GRIND ALL ROUGH EDGES SMOOTH
 1) ALL WELDS 3/16" FILLETS OR BUTT WELDS, UNLESS NOTED, PROCEDURES PER AWS D.1.1 LATEST REV.

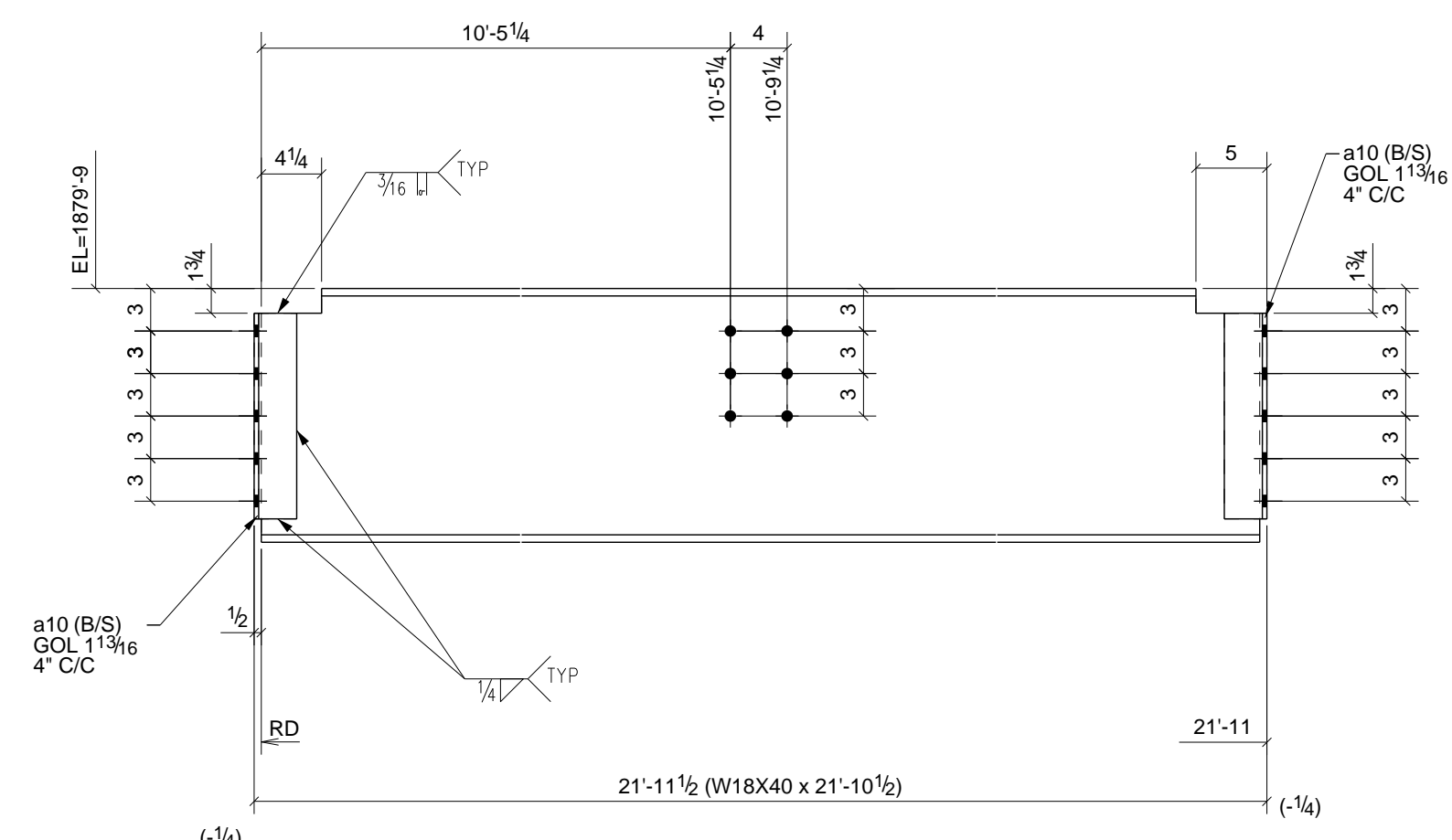
GENERAL NOTES:

B	CUT 31B2 FLG & ADD WEB DIMS TO HLS	12/30/10	TMc	TAN
A	For Approval	12/27/10	TMc	TAN
1	Changed Marks & Details	3/08/11	TMc	TH
0	For Fabrication F&F	2/22/11	TMc	TH
REV.	DESCRIPTION	DATE	DWN	CHK
GENERAL NOTES				
MATERIAL: A992	UN	ELECTRODES: E70XX LH	REF. DRG.	JOB USE
HOLES: 13/16	DIA. UN	CONNS: A325N - U.N.		SHOP
SURFACE PREP. AND PAINT:				APPROVAL
SSPC-SP3 #30-18, Red Oxide				
DESCRIPTION: BEAM DETAILS				
PROJ. NAME	St Marys Medical Center			
LOCATION	1102 Million Dollar Highway, St. Marys, PA.			
CONTRACTOR	Hallstrom Construction, Inc.	ARCH/ENG.	KTH Architects, Inc./Lee-Simpson Assoc., Inc.	
Altoona Pipe And Steel Supply Co.				
1128 Ninth Avenue Altoona, Pa 16603-0112 (814) 944-1631				
DRAWN BY: TMc				DATE: 12/27/2010
CHKD. BY: TH				DATE:
JOB No. 3-21375				REV. 1



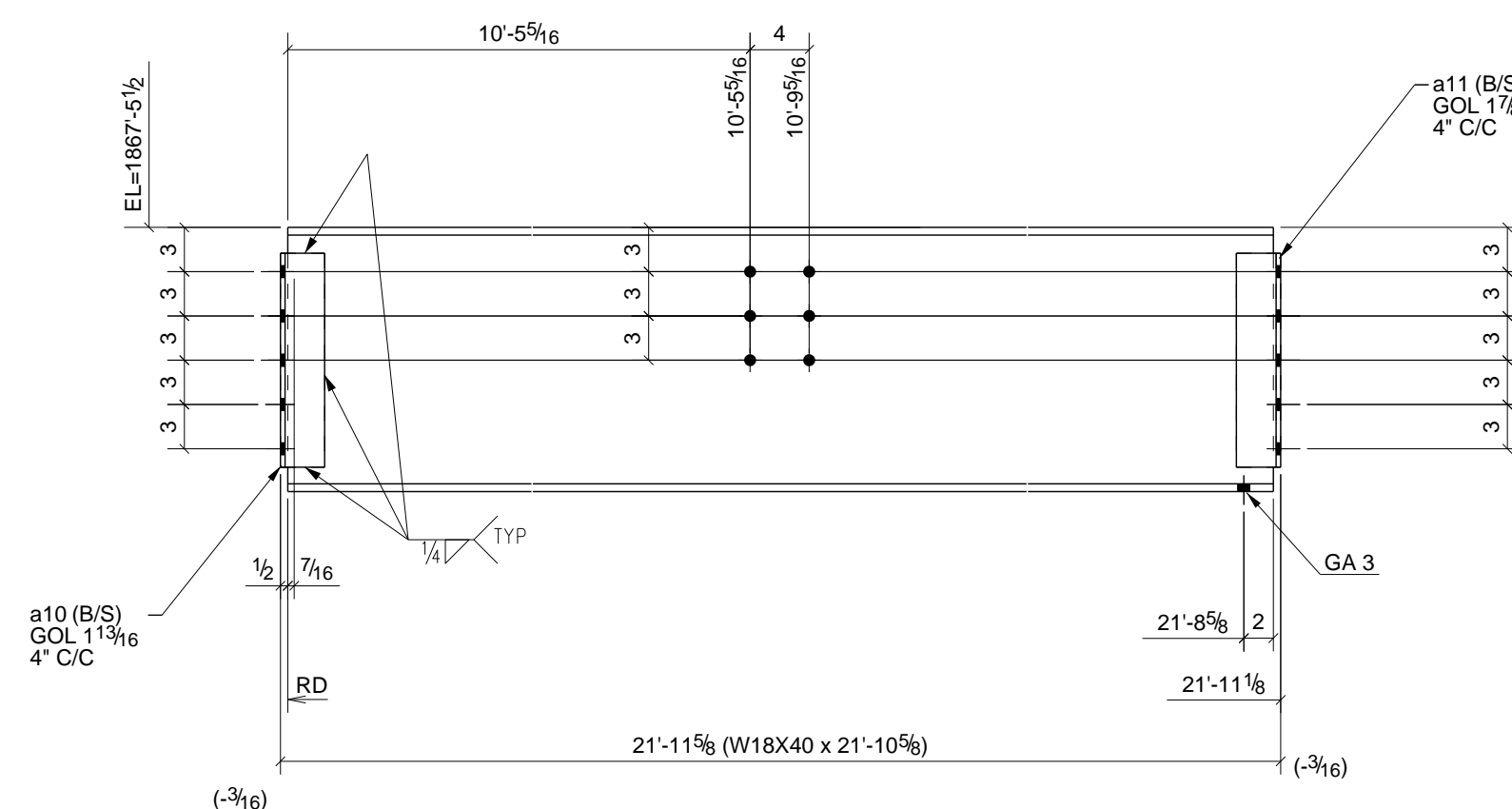
ONE - BEAM - 32B1

W 17 11 7/8 x 11 1/4
F 6 x 7 1/2



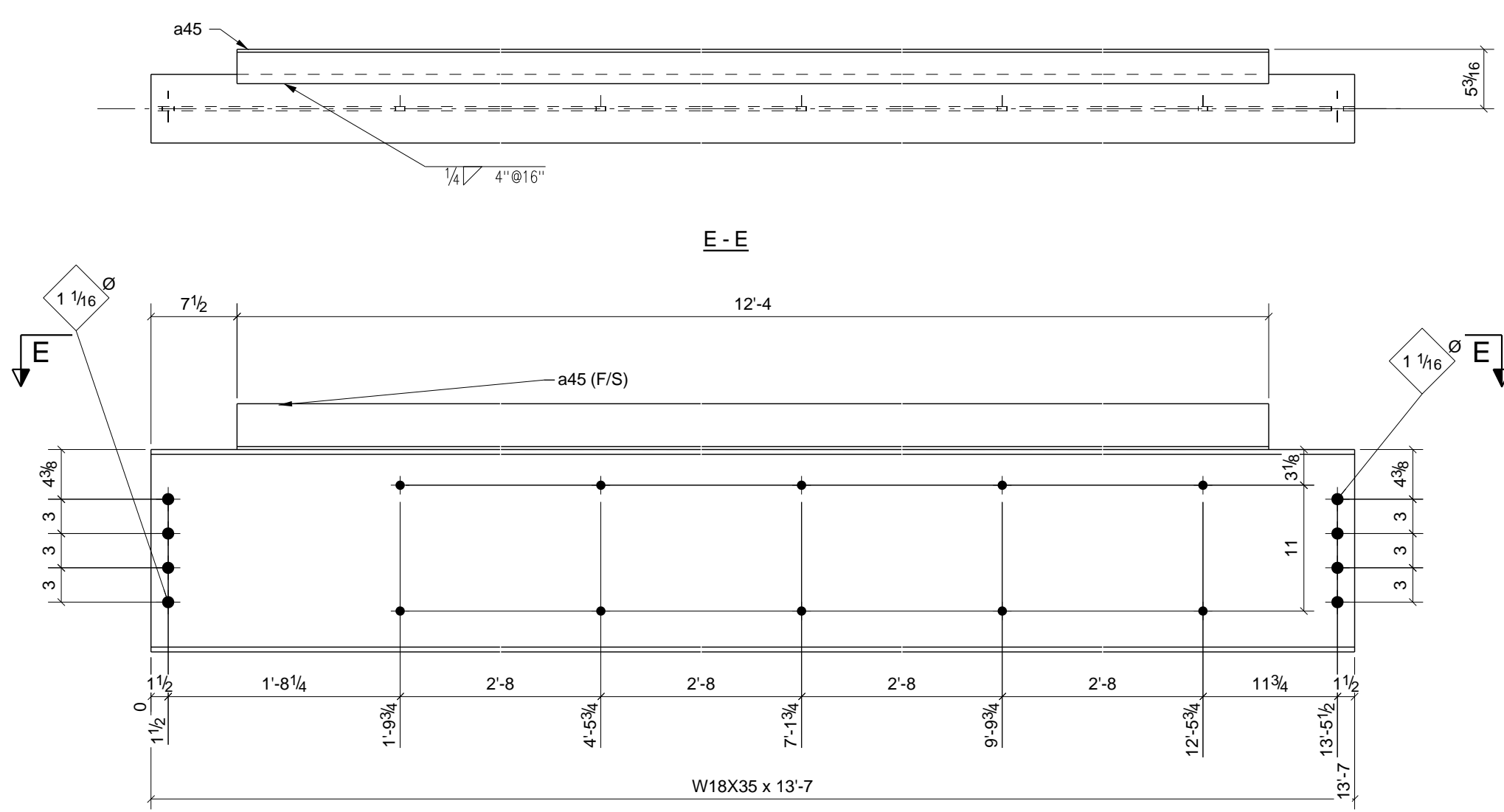
ONE - BEAM - 32B4

W 17 7/8 x 11 1/4
F 6 x 12



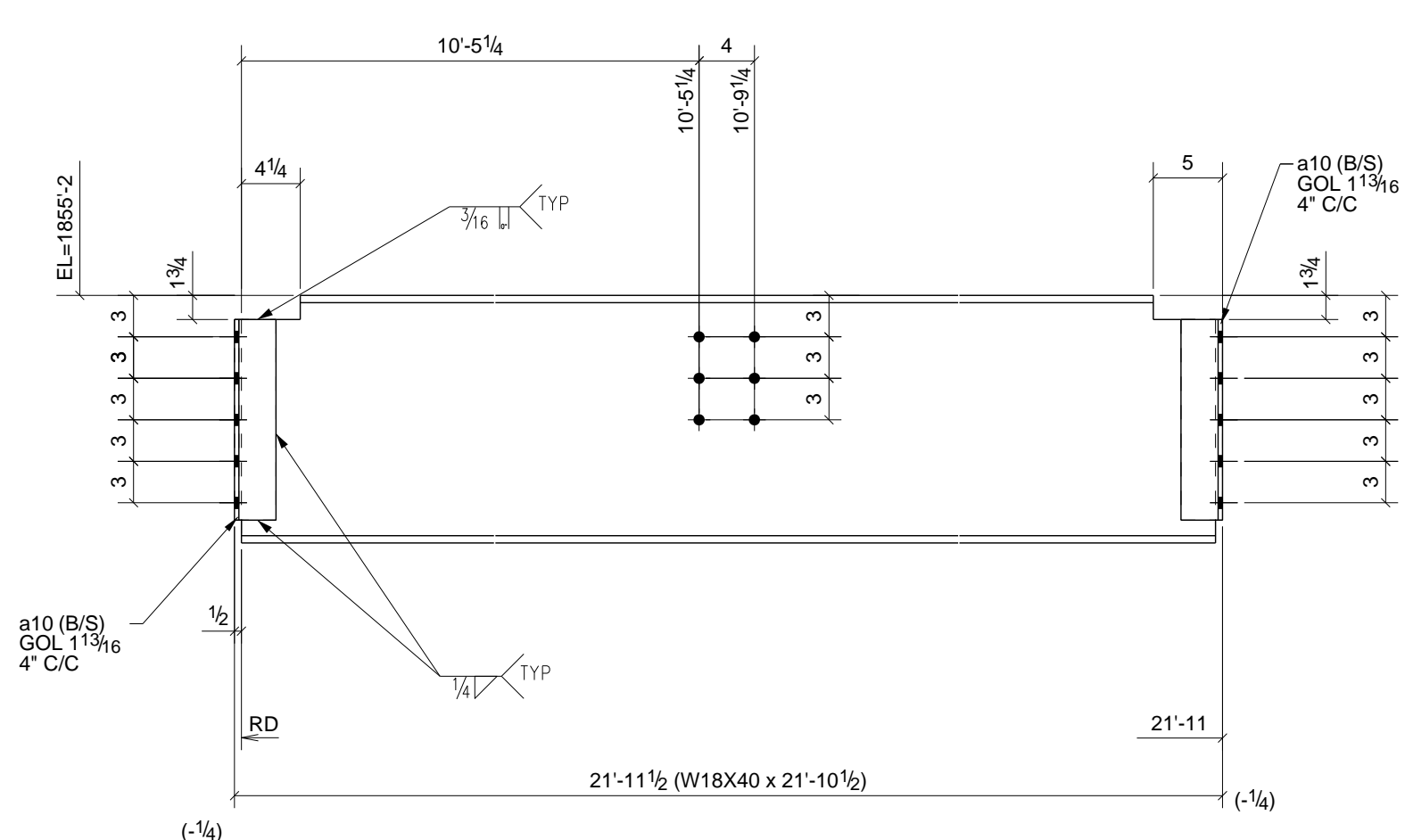
2 - BEAMS - 32B2

W 17 7/8 x 11 1/4
F 6 x 12



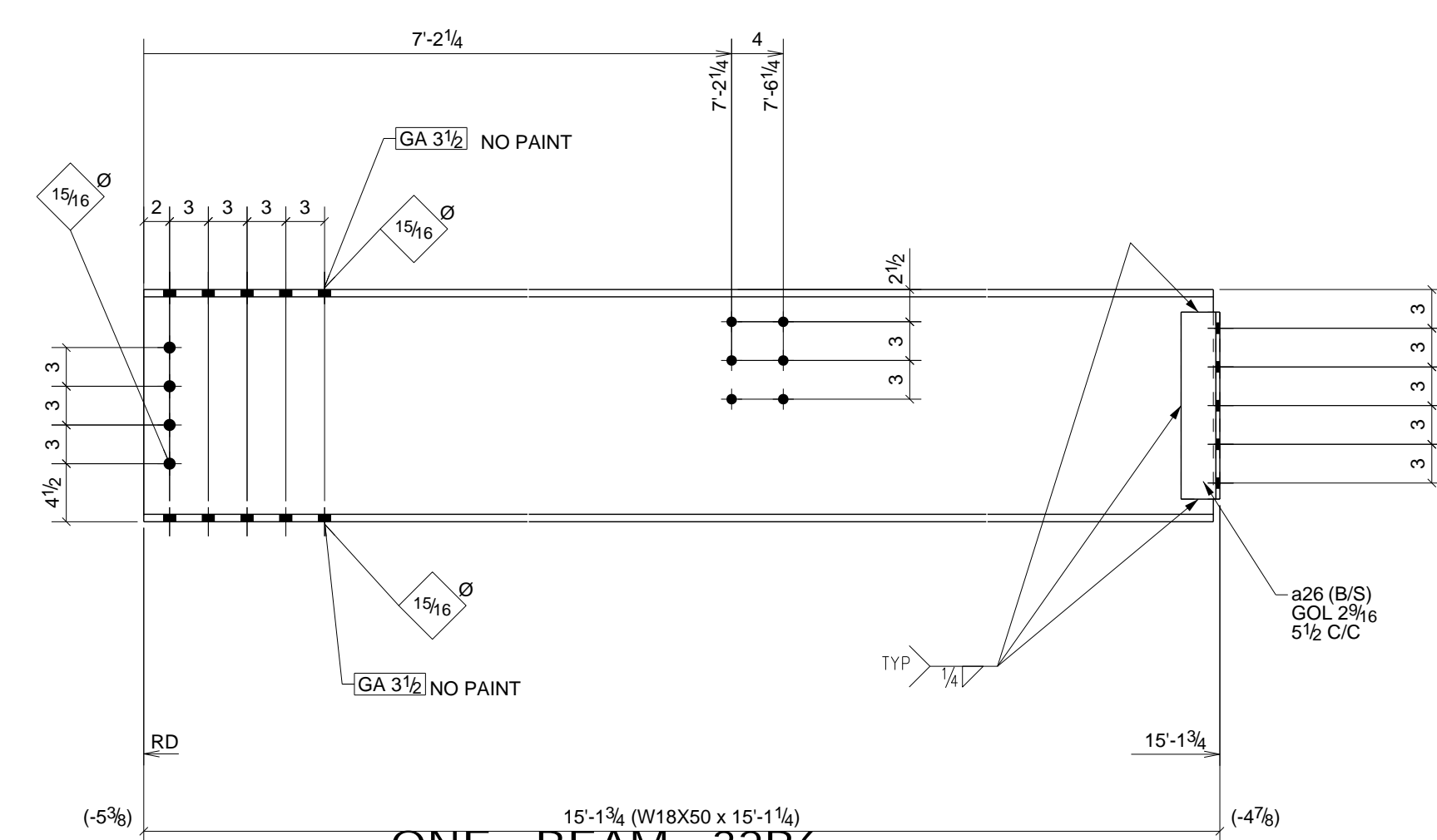
ONE - BEAM - 32B5

W 17 11 7/8 x 11 1/4
F 6 x 7 1/2



ONE - BEAM - 32B3

W 17 7/8 x 11 1/4
F 6 x 12



ONE - BEAM - 32B6

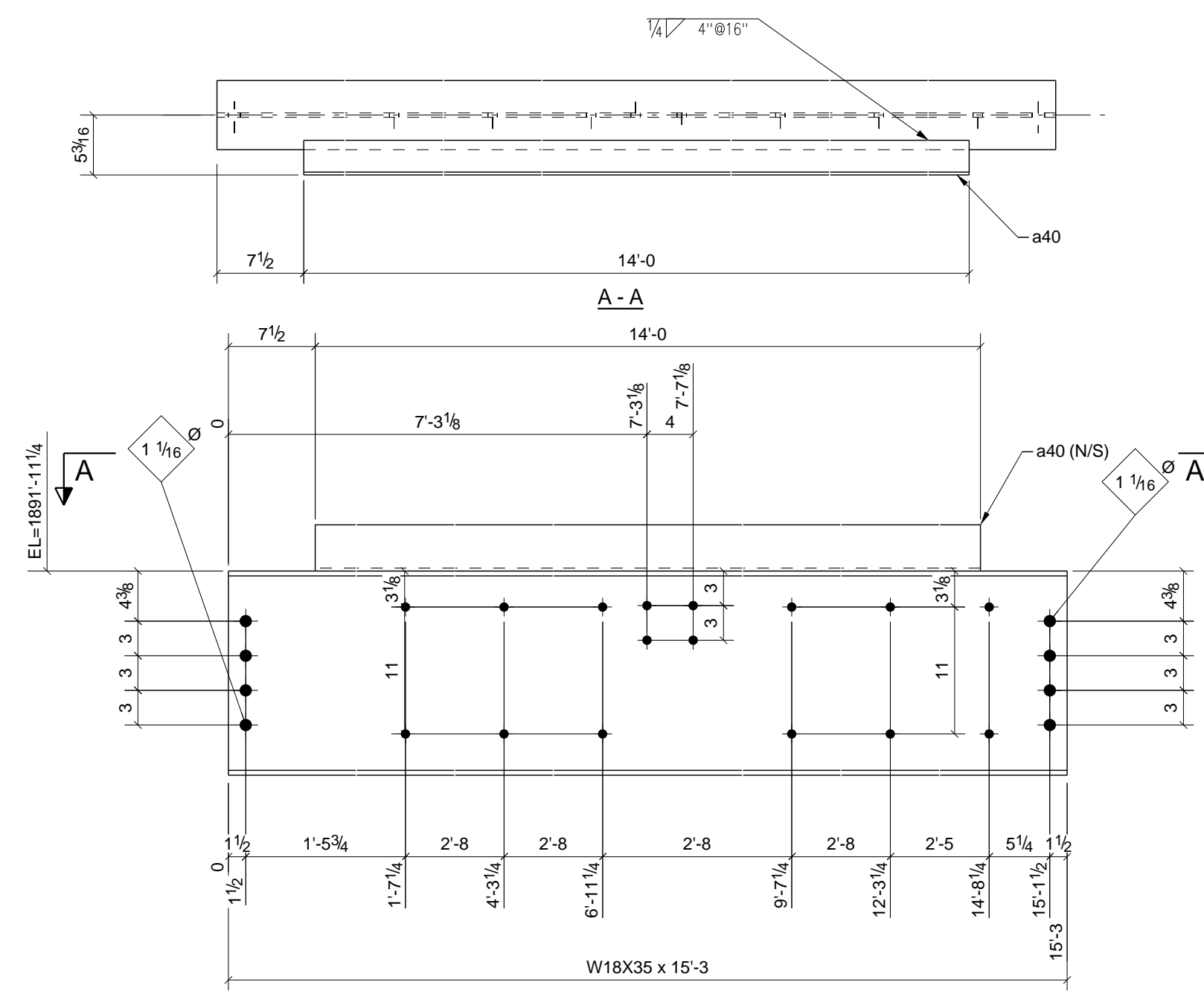
W 18 x 38
F 7 1/2 x 9 7/8

PHASE					BILL OF MATERIAL							
1	2	3	4	5	SHIP	MARK	NO PCS	DESCRIPTION	LENGTH	PIECE MARK	REMARKS - PROC./GR.	ABM #
0	0	0	1	0	1	32B1	1	W18X35	21'-10 5/8"		SO-2 A992	B141
							2	L3X3X5/16	1'-2 1/2"	a10	A36	
							2	L3X3X5/16	1'-2 1/2"	a11	A36	
							1	PL1/4"X19 13/16"	6'-4"	p12	A36	
0	1	1	0	0	2	32B2	2	W18X40	21'-10 5/8"		SO-2 A992	B144
							4	L3X3X5/16	1'-2 1/2"	a10	A36	
							4	L3X3X5/16	1'-2 1/2"	a11	A36	
1	0	0	0	0	1	32B3	1	W18X40	21'-10 1/2"		SO-2 A992	B149
							4	L3X3X5/16	1'-2 1/2"	a10	A36	
0	0	1	0	0	1	32B4	1	W18X40	21'-10 1/2"		SO-2 A992	B150
							4	L3X3X5/16	1'-2 1/2"	a10	A36	
0	0	0	1	0	1	32B5	1	W18X35	13'-7"		SO-2 A992	B160
							1	L4X3X1/4	12'-4"	a45	A36	
0	0	0	1	0	1	32B6	1	W18X50	15'-1 1/4"		SO-2 A992	B163
							2	L4X3X5/16	1'-2 1/2"	a26	A36	

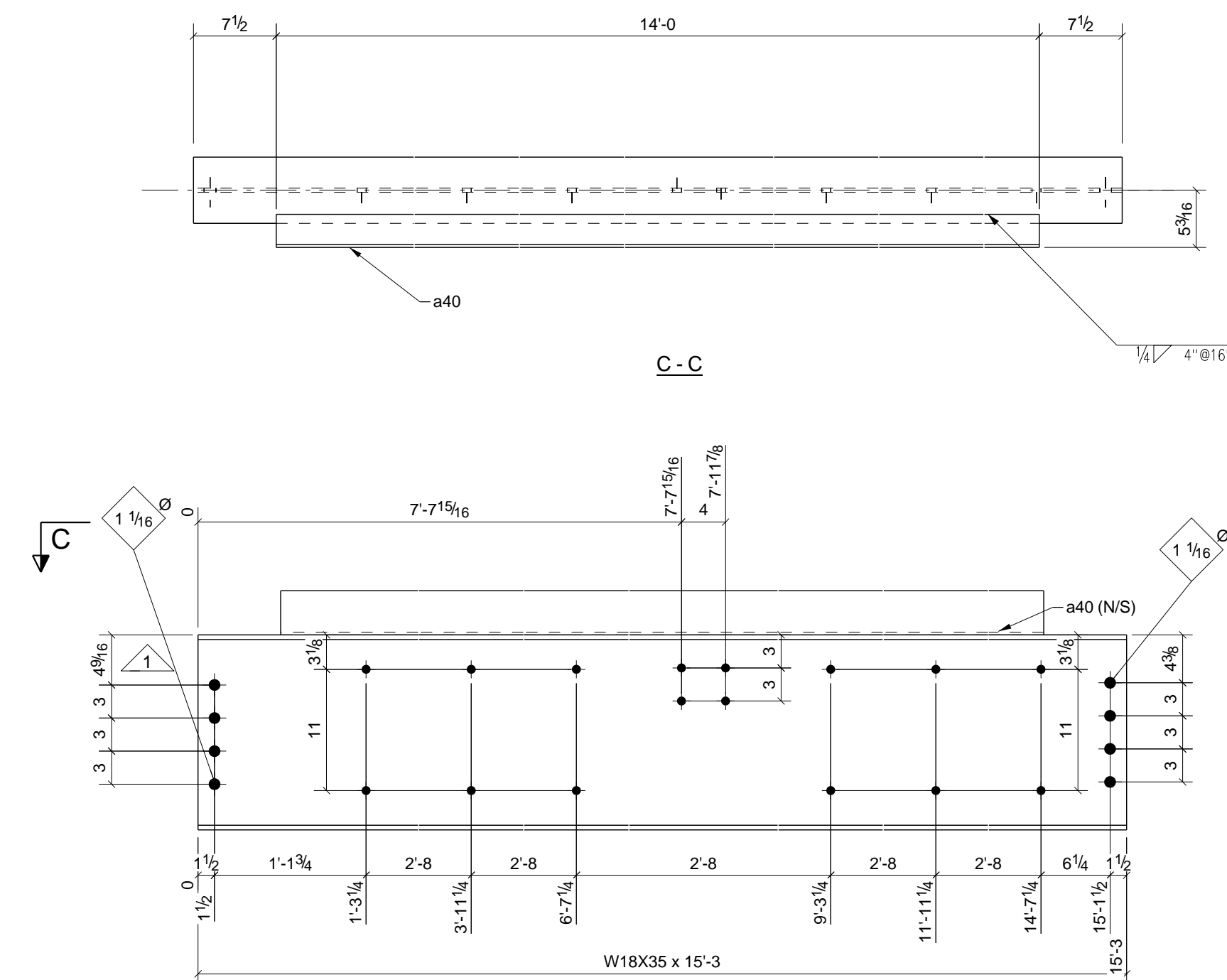
6) APPROVER VERIFY ALL E PLAN ELEVATIONS PRIOR TO FAB.
 5) NO PAINT WITHIN 3" OF OPEN HOLES FOR MOMENT FLANGE CONNS.
 4) ALL MATERIAL AS NOTED
 3) 1-1/4" EDGE DISTANCE UNLESS NOTED.
 2) GRIND ALL ROUGH EDGES SMOOTH
 1) ALL WELDS 3/16" FILLETS OR BUTT WELDS, UNLESS NOTED, PROCEDURES PER AWS D.1.1 LATEST REV.

GENERAL NOTES:

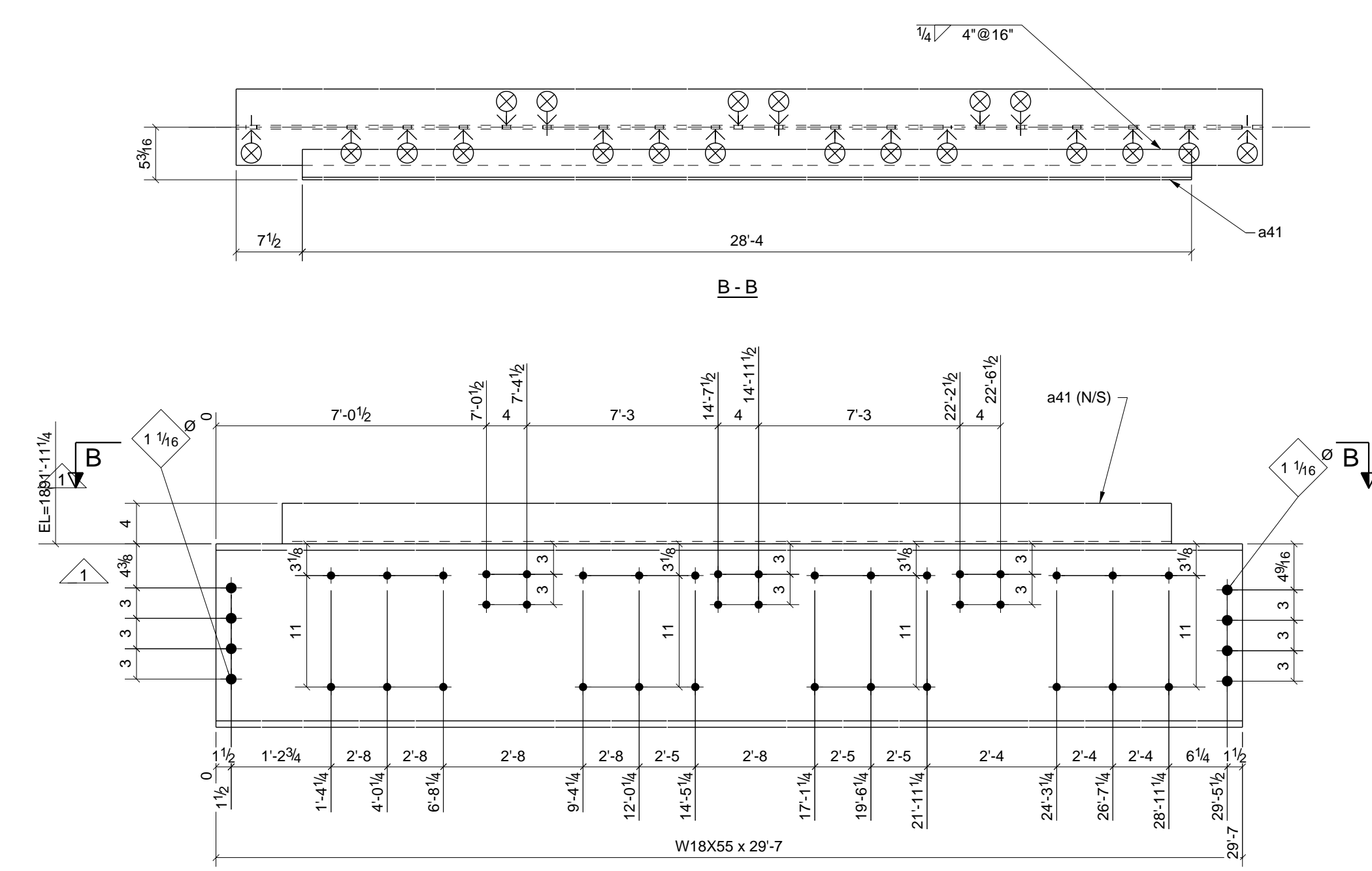
B	Bl Plate Correction	12/30/10	TMc	TAN
A	For Approval	12/27/10	TMc	TAN
0	For Fabrication F&F	2/22/11	TMc	TH
REV.	DESCRIPTION	DATE	DWN	CHK
GENERAL NOTES				
MATERIAL: A992	UN	ELECTRODES: E70XX LH	REF. DRG.	JOB USE
HOLES: 13/16 DIA. UN	CONNS: A325N - UN.			SHOP
SURFACE PREP: AND PAINT:				APPROVAL
SSPC-SP3 #30-18, Red Oxide				
DESCRIPTION: BEAM DETAILS				
PROJ. NAME	St Marys Medical Center			
LOCATION	1102 Million Dollar Highway, St. Marys, PA.			
CONTRACTOR	Hallstrom Construction, Inc.	ARCH/ENG.	KTH Architects, Inc./Lee-Simpson Assoc., Inc.	
Altoona Pipe And Steel Supply Co.				
1128 Ninth Avenue Altoona, Pa 16603-0112 (814) 944-1631				
DRAWN BY: TMc				
DATE: 12/27/2010				
CHKD. BY: TH				
DATE:				
JOB No. 3-21375				
DRG. No. 32				
REV. 0				



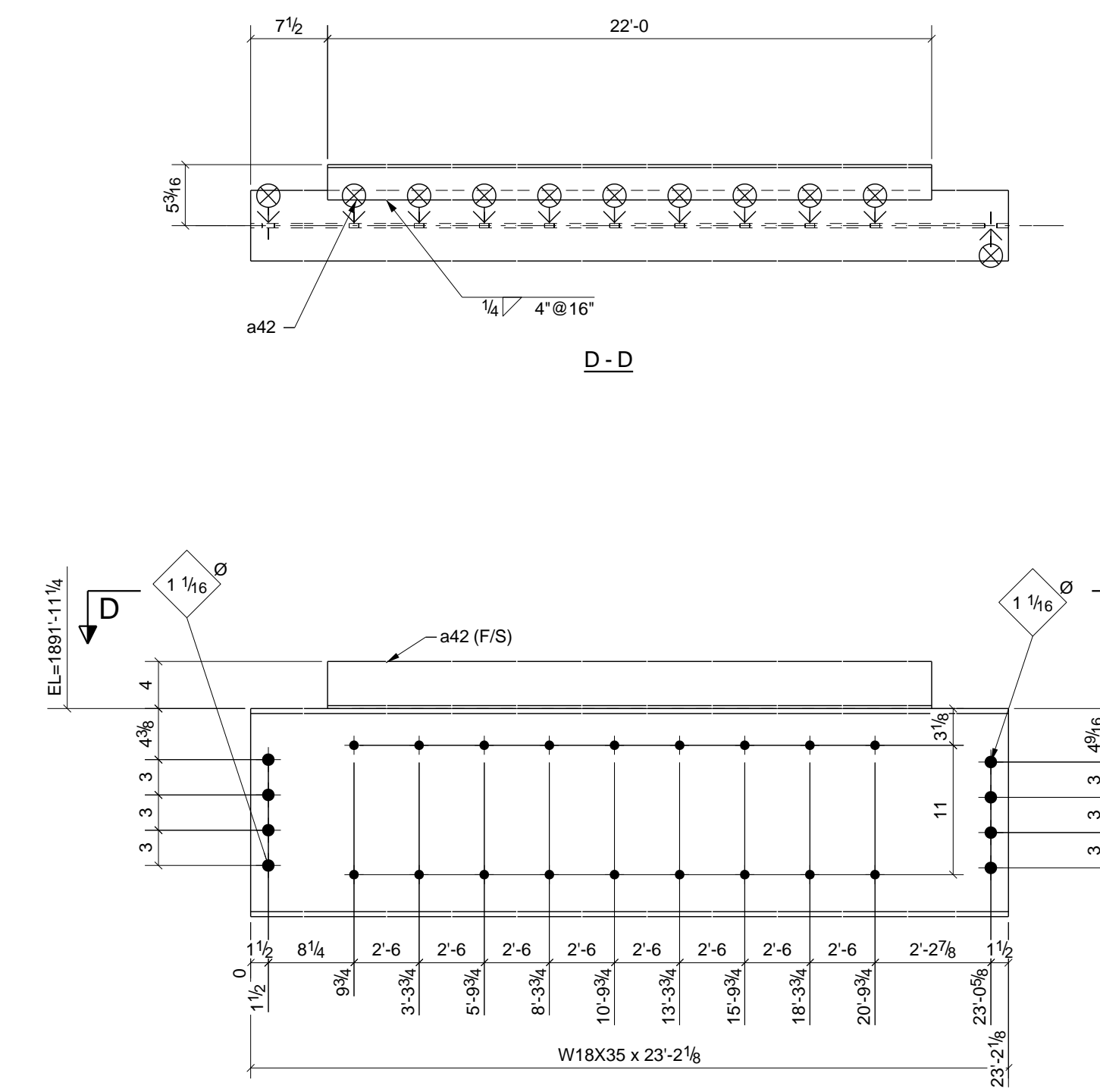
ONE - BEAM - 33B1
 W 17 11/16" x 14"
 F 6" x 7/16"



ONE - BEAM - 33B3
 W 17 11/16" x 14"
 F 6" x 7/16"



ONE - BEAM - 33B2
 W 18 1/8" x 38"
 F 7 1/2" x 3/8"



ONE - BEAM - 33B4
 W 17 11/16" x 14"
 F 6" x 7/16"

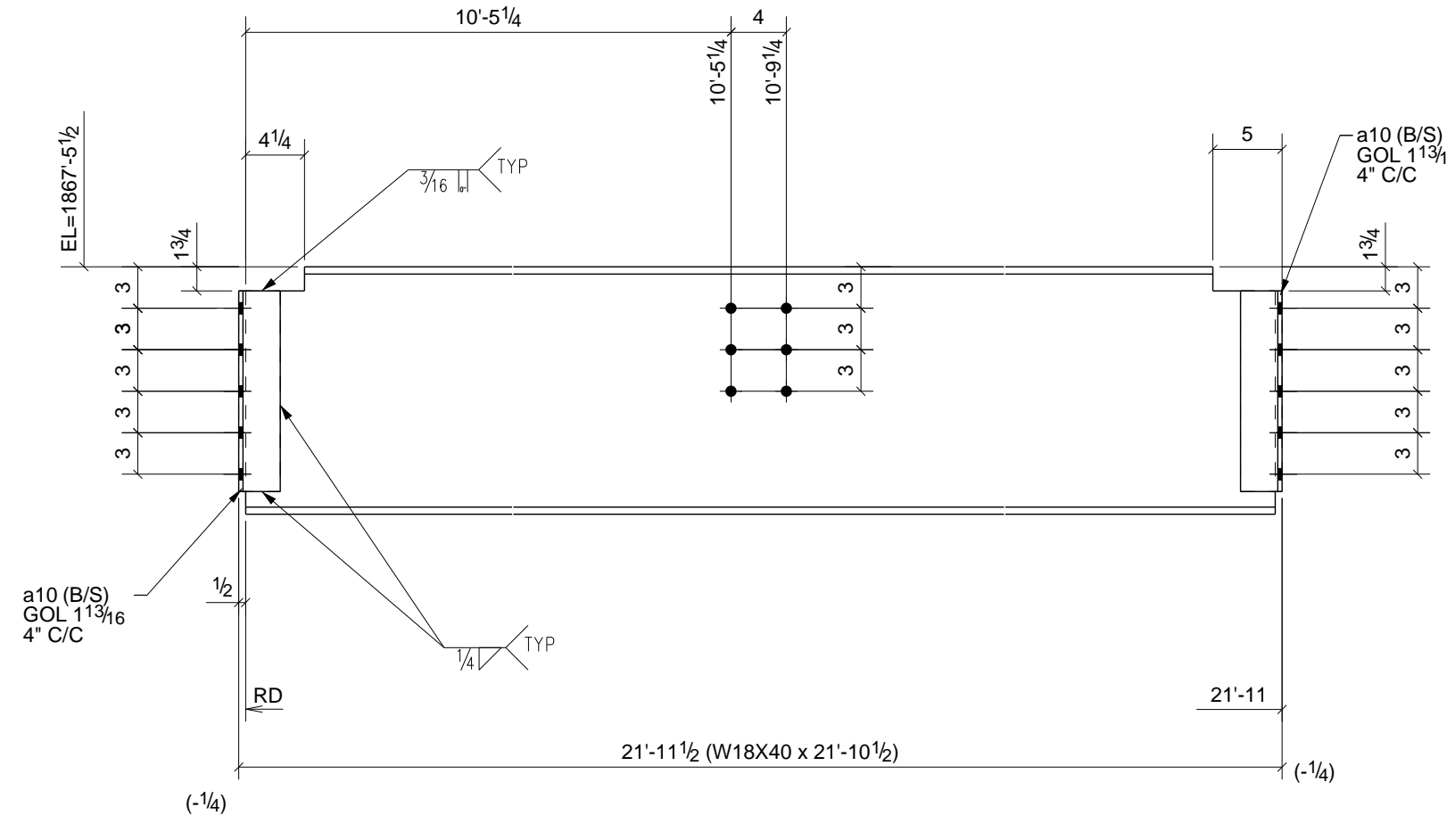
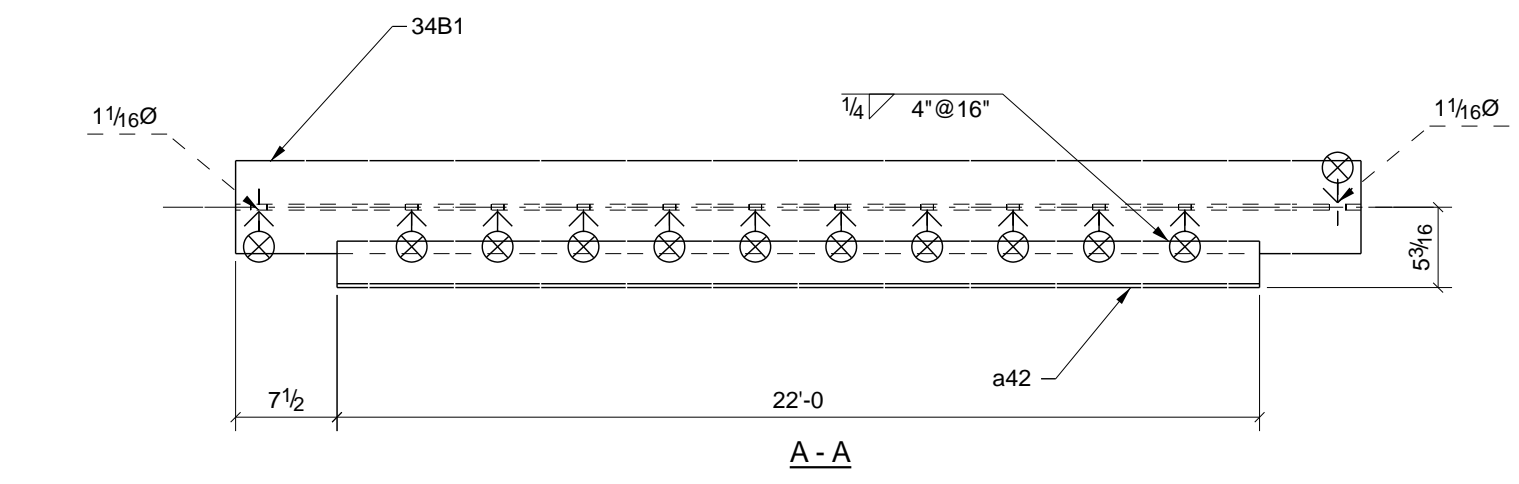
PHASE					BILL OF MATERIAL						
1	2	3	4	5	SHIP MARK	NO PCS	DESCRIPTION	LENGTH	PIECE MARK	REMARKS - PROC./GR.	ABM #
0	0	0	1	0	33B1	1	W18X35	15'-3"		SO-2 A992	B175
						1	L4X3X1/4	14'-0"	a40	A36	
0	0	0	1	0	33B2	1	W18X55	29'-7"		SO-2 A992	B176
						1	L4X3X1/4	28'-4"	a41	A36	
0	0	0	1	0	33B3	1	W18X35	15'-3"		SO-2 A992	B177
						1	L4X3X1/4	14'-0"	a40	A36	
0	0	0	1	0	33B4	1	W18X35	23'-2 1/8"		SO-2 A992	B27
						1	L4X3X1/4	22'-0"	a42	A36	

6) APPROVER VERIFY ALL E PLAN ELEVATIONS PRIOR TO FAB.
 5) NO PAINT WITHIN 3" OF OPEN HOLES FOR MOMENT FLANGE CONNS.
 4) ALL MATERIAL AS NOTED
 3) 1-1/4" EDGE DISTANCE UNLESS NOTED.
 2) GRIND ALL ROUGH EDGES SMOOTH
 1) ALL WELDS 3/16" FILLETS OR BUTT WELDS, UNLESS NOTED, PROCEDURES PER AWS D.1.1 LATEST REV.

GENERAL NOTES:

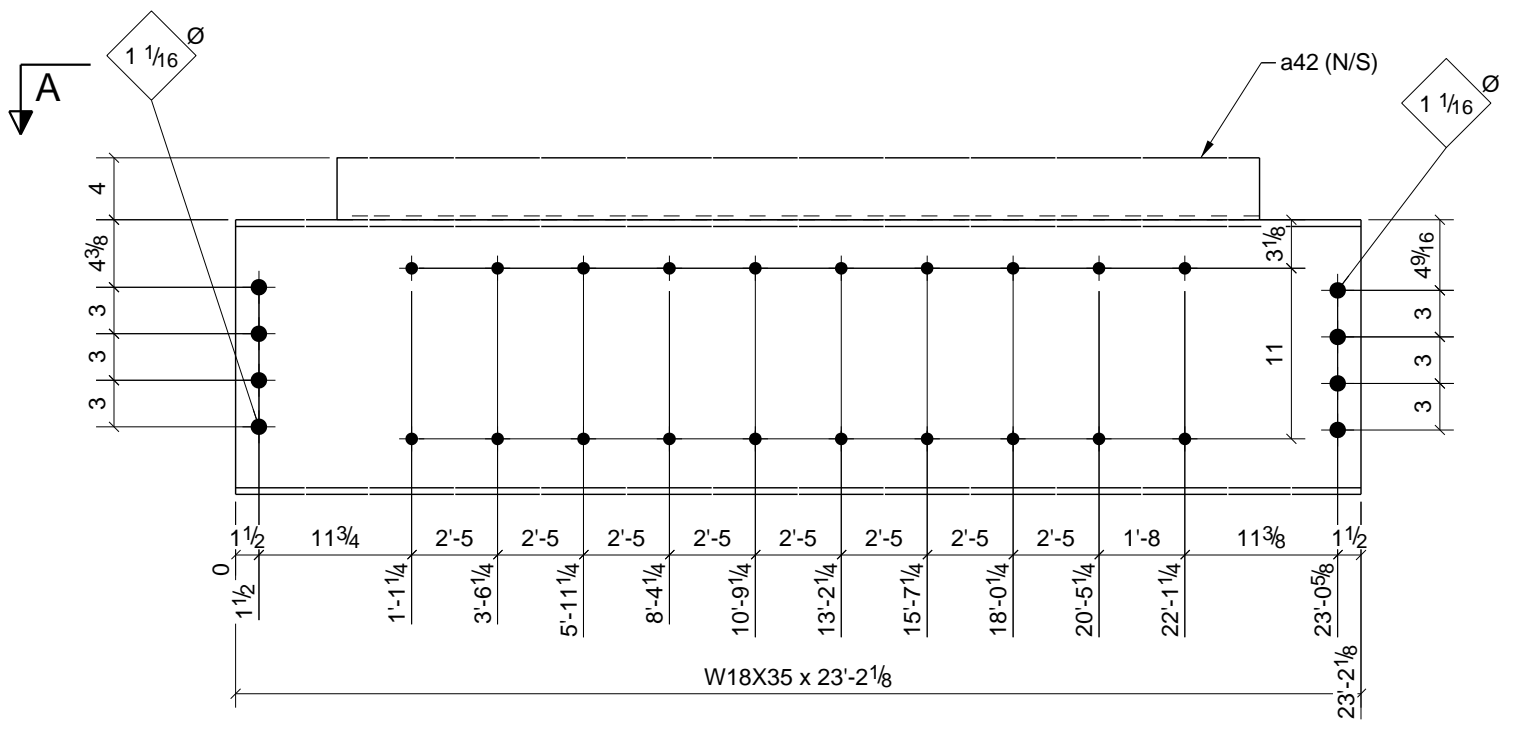
A	For Approval	12/27/10	TMc	TAN
1	CORRECTED HOLE DIM	4-1-11	TMc	TAN
0	For Fabrication F&F	2/22/11	TMc	TH
REV.	DESCRIPTION	DATE	DWN	CHK
GENERAL NOTES				
MATERIAL: A992	UN	ELECTRODES: E70XX LH	REF. DRG.	JOB USE
HOLES: 13/16 DIA.	UN	CONNS: A325N - U.N.		SHOP
SURFACE PREP. AND PAINT:				APPROVAL
SSPC-SP3 #30-18, Red Oxide				
DESCRIPTION: BEAM DETAILS				
PROJ. NAME	St Marys Medical Center			
LOCATION	1102 Million Dollar Highway, St. Marys, PA.			
CONTRACTOR	Hallstrom Construction, Inc.	ARCH/ENG.	KTH Architects, Inc./Lee-Simpson Assoc., Inc.	
Altoona Pipe And Steel Supply Co.				
1128 Ninth Avenue Altoona, Pa 16603-0112 (814) 944-1631				
DATE	12/27/2010	CHKD. BY	TH	
JOB No.	3-21375	DATE		
DRG. No.	33	REV.	1	

PHASE					BILL OF MATERIAL							
1	2	3	4	5	SHIP	MARK	NO PCS	DESCRIPTION	LENGTH	PIECE MARK	REMARKS - PROC./GR.	ABM #
0	0	0	1	0	1	34B1	1	W18X35	23'-2 1/8"		SO-2 A992	B26
							1	L4X3X1/4	22'-0"	a42	A36	
1	0	0	0	0	1	34B2	1	W18X40	21'-10 5/8"		SO-2 A992	B62
							4	L3X3X5/16	1'-2 1/2"	a11	A36	
0	1	0	0	0	1	34B3	1	W18X40	21'-10 1/2"		SO-2 A992	B150
							4	L3X3X5/16	1'-2 1/2"	a10	A36	
0	0	0	1	0	1	34B4	1	W18X50	23'-5 15/16"		SO-2 A992	B28
							2	L3X3X5/16	1'-2 1/2"	a99	A36	



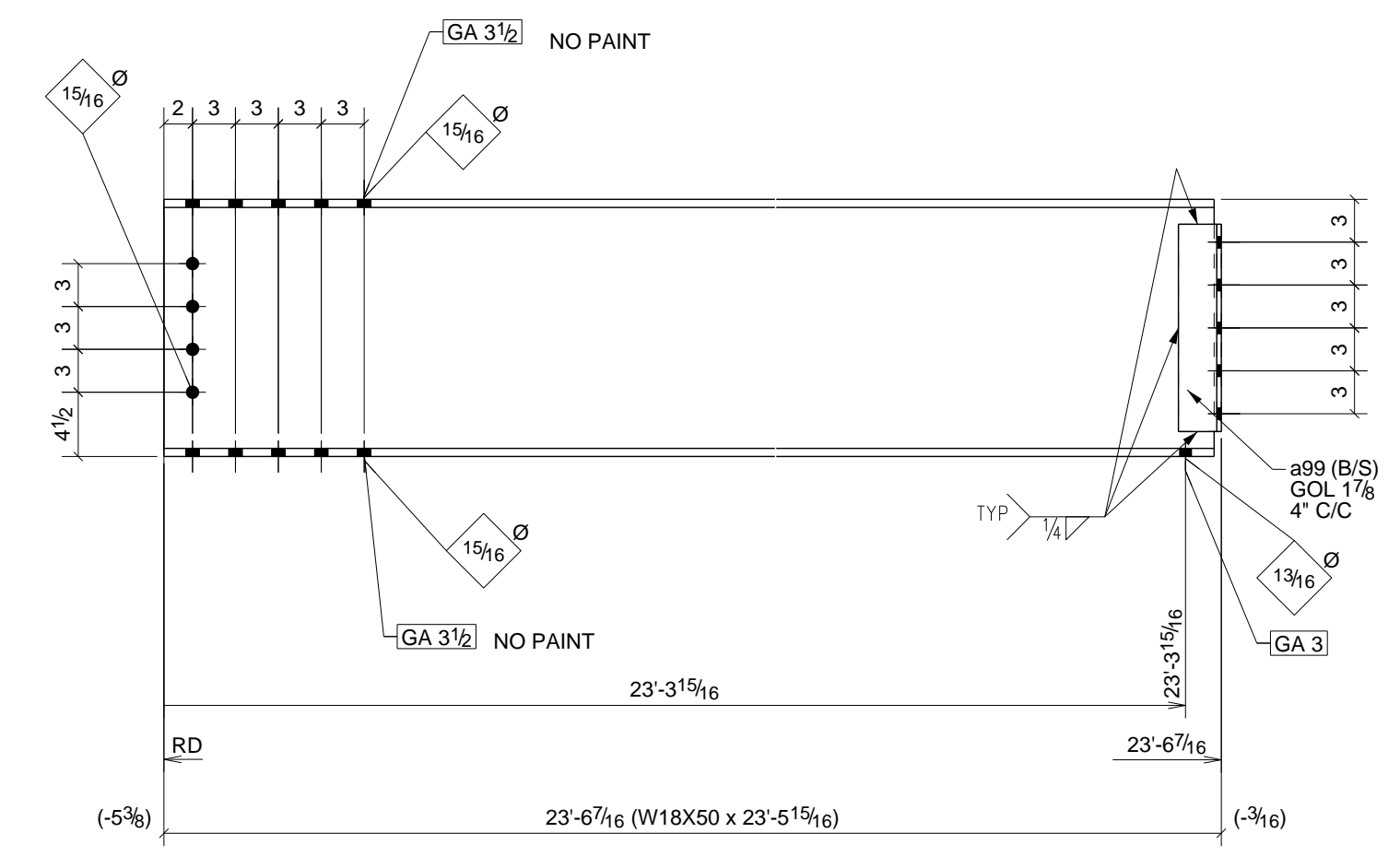
ONE - BEAM - 34B3

W 17 7/8" x 14"
F 6" x 1/2"



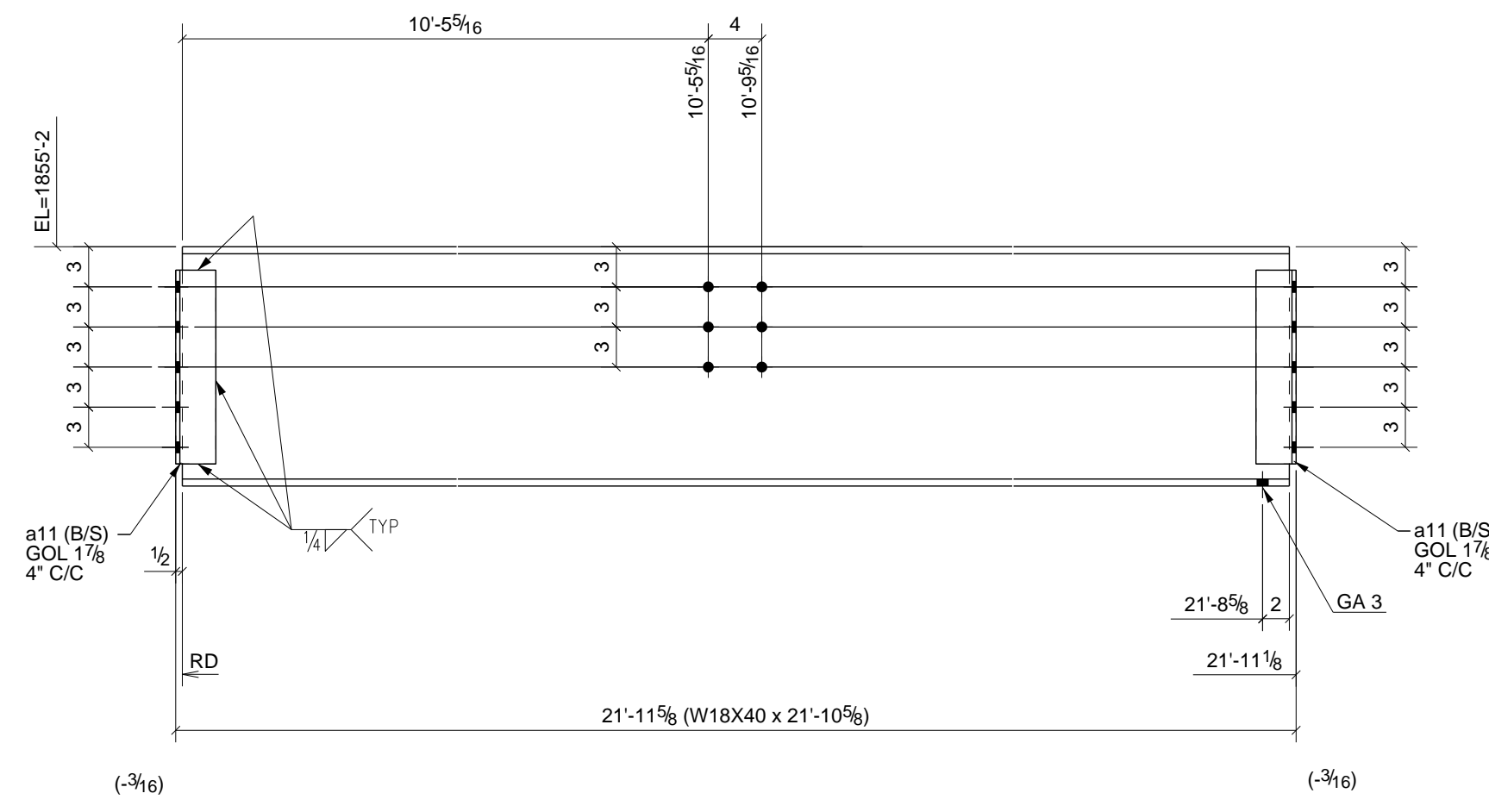
ONE - BEAM - 34B1

W 17 13/16" x 14"
F 6" x 3/16"



ONE - BEAM - 34B4

W 18" x 38"
F 7 1/2" x 9/16"



ONE - BEAM - 34B2

W 17 7/8" x 14"
F 6" x 1/2"

6) APPROVER VERIFY ALL E PLAN ELEVATIONS PRIOR TO FAB.
5) NO PAINT WITHIN 3" OF OPEN HOLES FOR MOMENT FLANGE CONNS.
4) ALL MATERIAL AS NOTED
3) 1-1/4" EDGE DISTANCE UNLESS NOTED.
2) GRIND ALL ROUGH EDGES SMOOTH
1) ALL WELDS 3/16" FILLETS OR BUTT WELDS, UNLESS NOTED, PROCEDURES PER AWS D.1.1 LATEST REV.

GENERAL NOTES:

REV.	DESCRIPTION	DATE	DWN	CHK
A	For Approval	12/27/10	TMc	TAN
0	For Fabrication F&F	2/22/11	TMc	TH

GENERAL NOTES

MATERIAL: A992 U/N ELECTRODES: E70XX LH REF. DRG.
HOLES: 13/16 DIA. U/N CONNS: A325N - U.N.
SURFACE PREP: AND PAINT:
SSPC-SP3 #30-18, Red Oxide

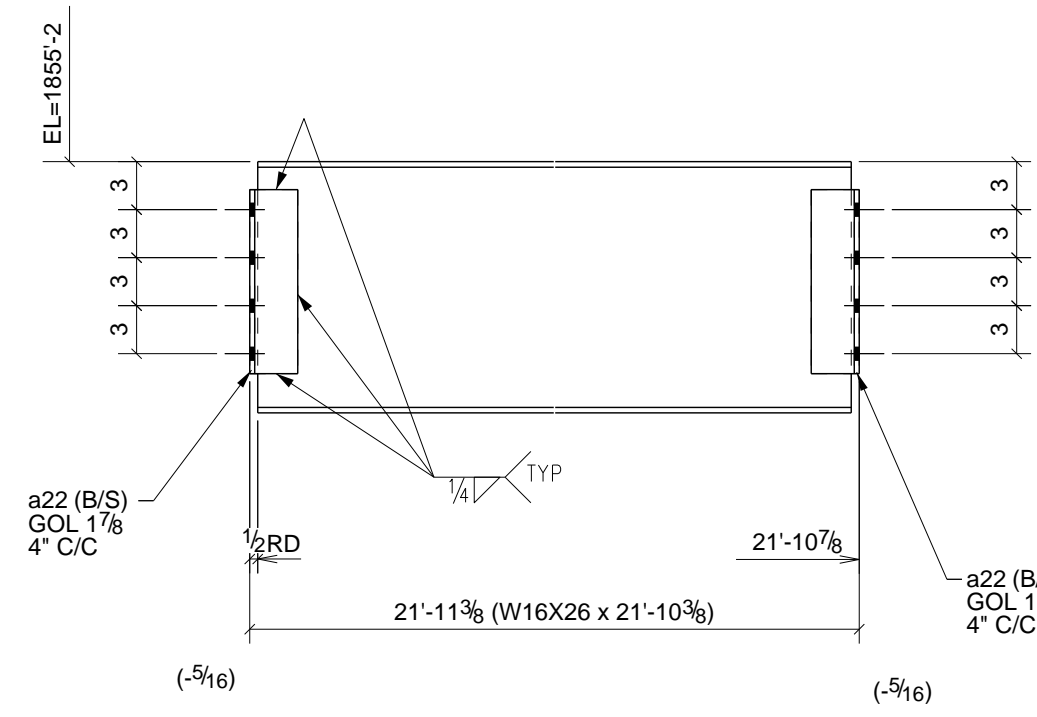
DESCRIPTION: BEAM DETAILS

PROJ. NAME St Marys Medical Center
LOCATION 1102 Million Dollar Highway, St. Marys, PA.

CONTRACTOR Hallstrom Construction, Inc. ARCH/ENG. KTH Architects, Inc./Lee-Simpson Assoc., Inc.

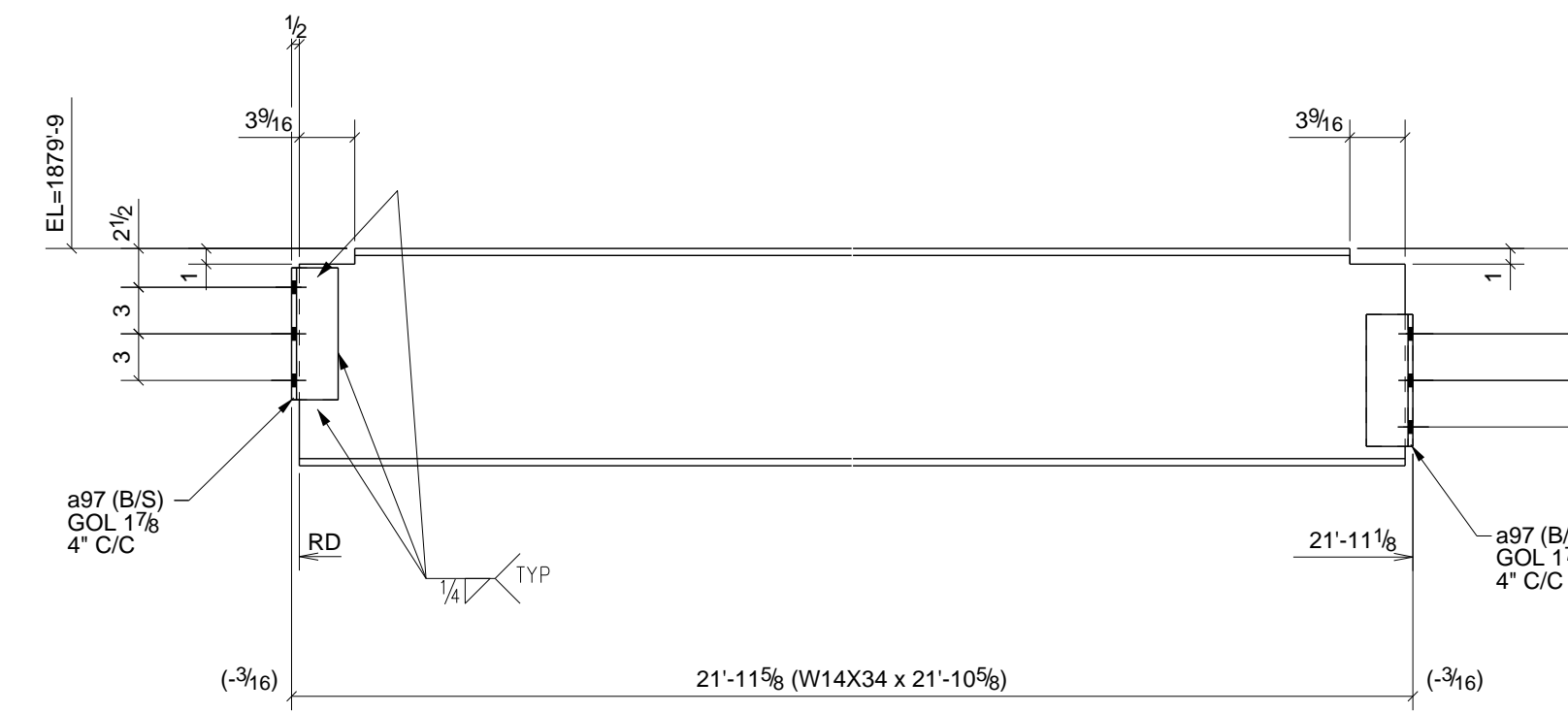
Altoona Pipe And Steel Supply Co.
1128 Ninth Avenue
Altoona, Pa 16603-0112
(814) 944-1631

DRAWN BY TMc
DATE 12/27/2010
CHKD. BY TH
DATE
JOB No. 3-21375
DRG. No. 34 REV. 0



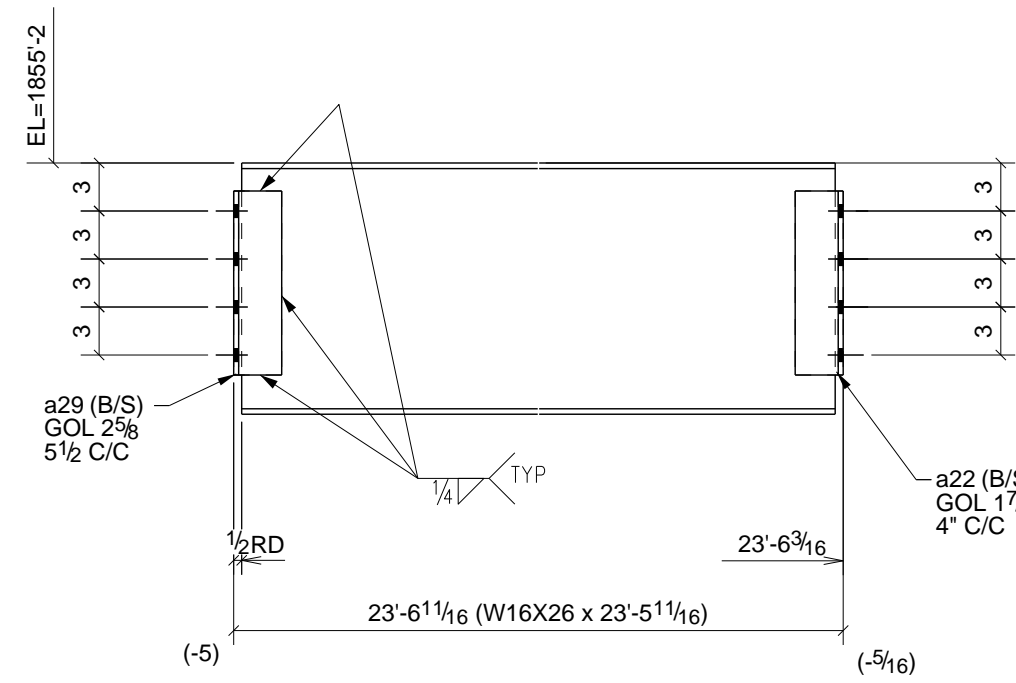
3 - BEAMS - 35B1

W | 15 11/16" x 1/4"
F | 5 1/2" x 3/8"



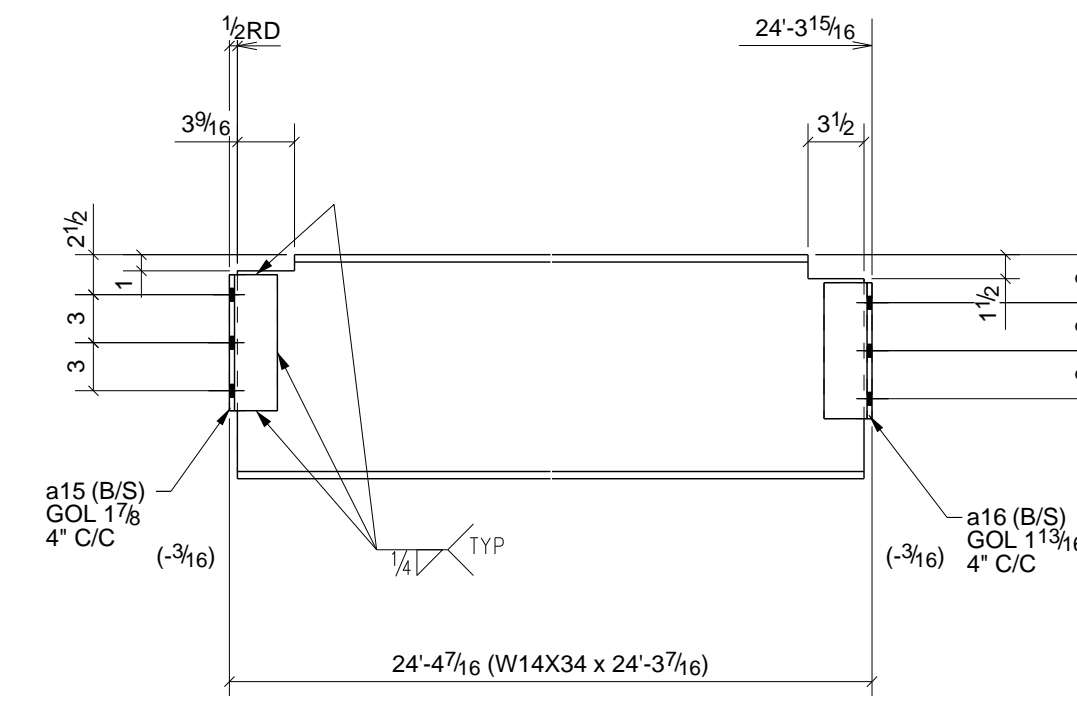
2 - BEAMS - 35B6

W | 14" x 1/4"
F | 6 3/4" x 7/16"



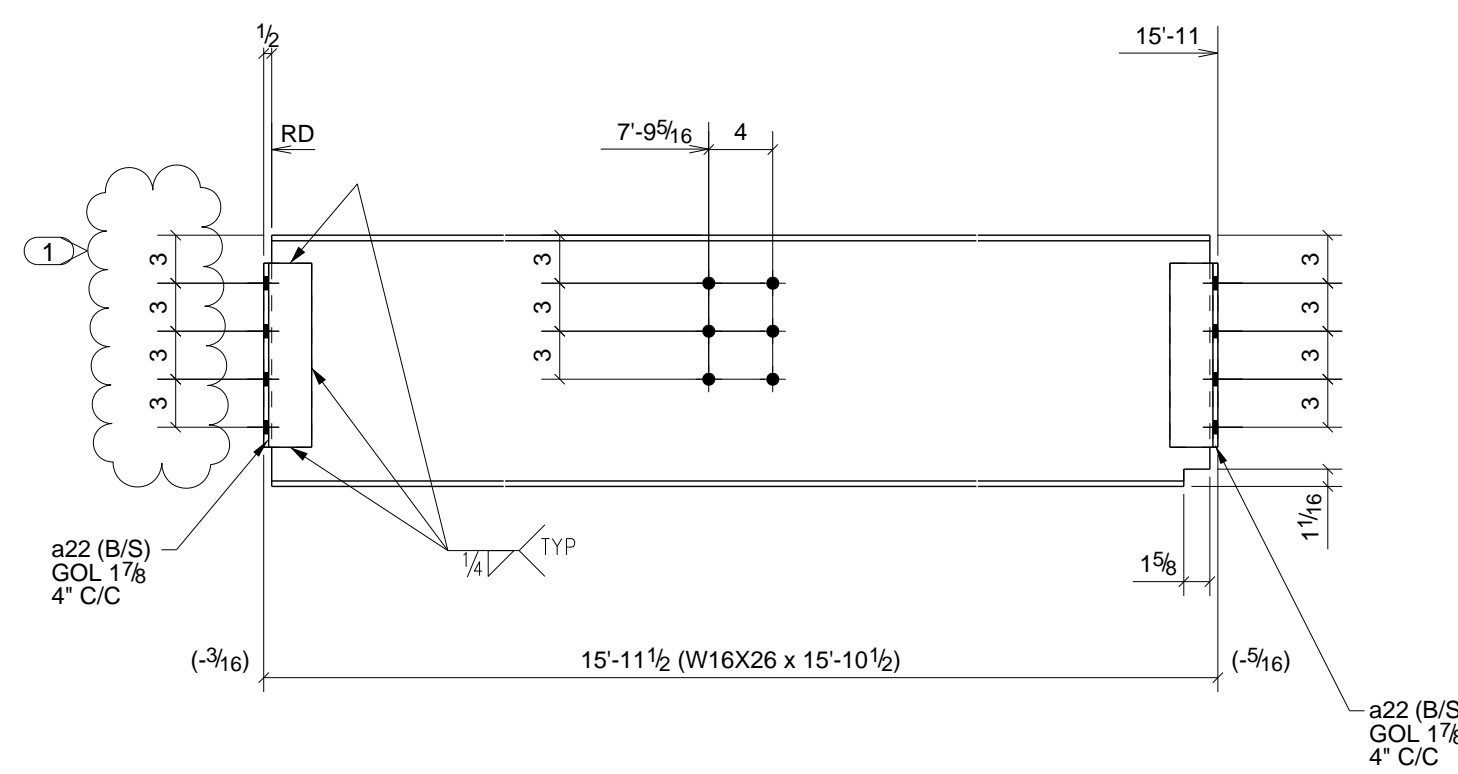
4 - BEAMS - 35B2

W | 15 11/16" x 1/4"
F | 5 1/2" x 3/8"



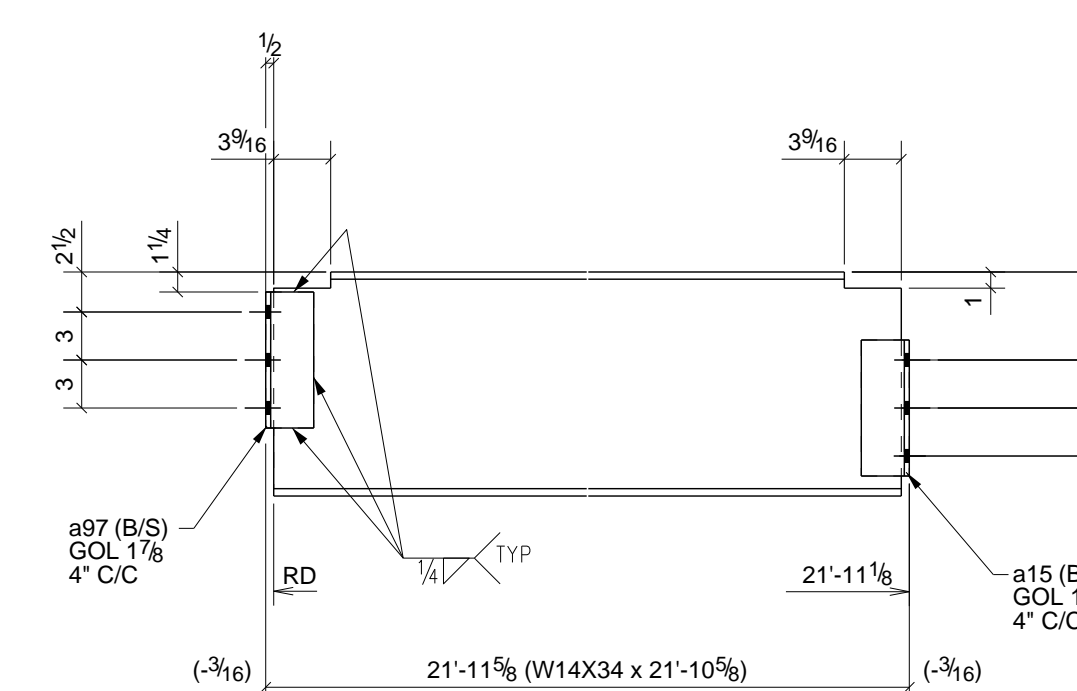
2 - BEAMS - 35B7

W | 14" x 1/4"
F | 6 3/4" x 7/16"



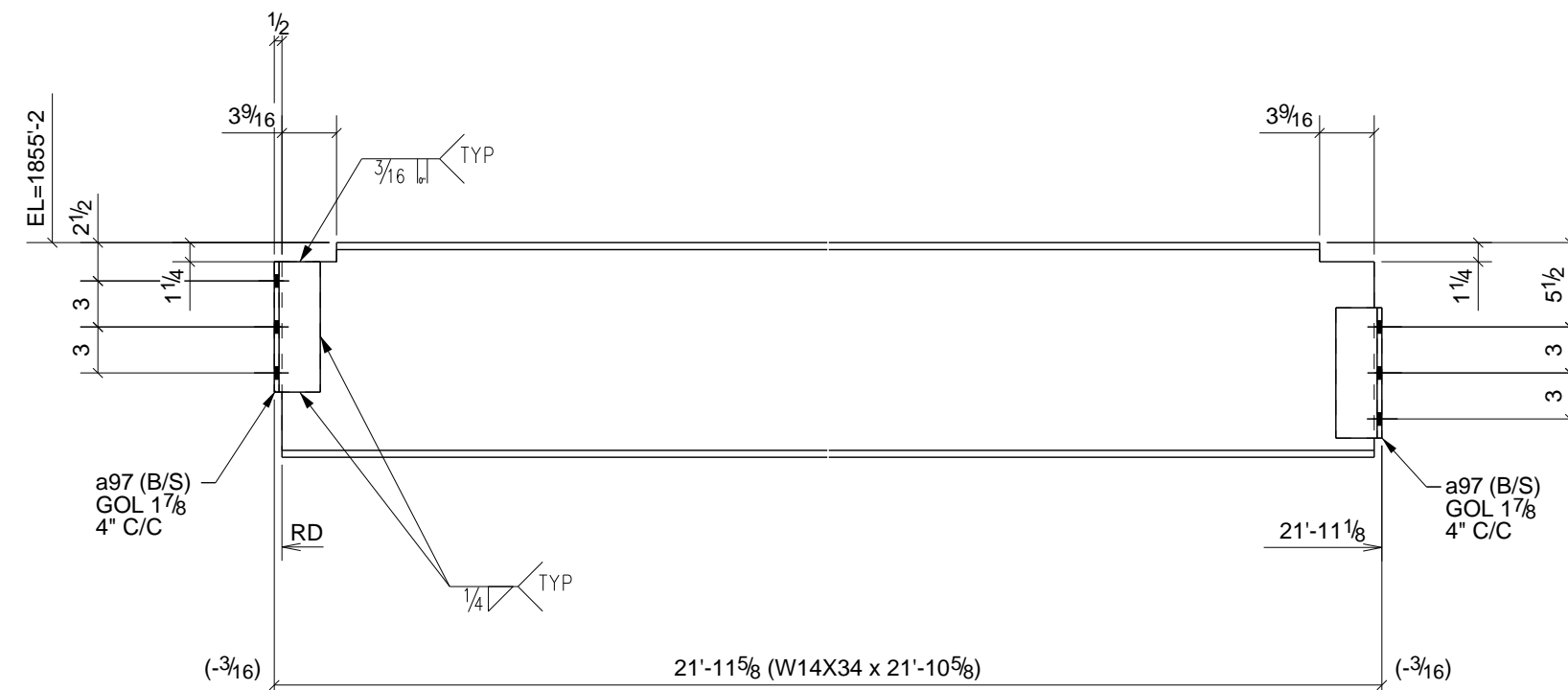
4 - BEAMS - 35B3

W | 15 11/16" x 1/4"
F | 5 1/2" x 3/8"



2 - BEAMS - 35B8

W | 14" x 1/4"
F | 6 3/4" x 7/16"



ONE - BEAM - 35B5

W | 14" x 1/4"
F | 6 3/4" x 7/16"

PHASE					BILL OF MATERIAL							
1	2	3	4	5	SHIP	MARK	NO PCS	DESCRIPTION	LENGTH	PIECE MARK	REMARKS - PROC./GR.	ABM #
3	0	0	0	0	3	35B1	3	W16X26	21'-10 3/8"		SQ-2 A992	B81
							12	L3X3X5/16	0'-11 1/2"	a22	A36	
4	0	0	0	0	4	35B2	4	W16X26	23'-5 11/16"		SQ-2 A992	B29
							8	L3X3X5/16	0'-11 1/2"	a22	A36	
							8	L4X3X5/16	0'-11 1/2"	a29	A36	
4	0	0	0	0	4	35B3	4	W16X26	15'-10 1/2"		SQ-2 A992	B10
							16	L3X3X5/16	0'-11 1/2"	a22	A36	
1	0	0	0	0	1	35B5	1	W14X34	21'-10 5/8"		SQ-2 A992	B118
							4	L3X3X5/16	0'-8 1/2"	a97	A36	
0	1	1	0	0	2	35B6	2	W14X34	21'-10 5/8"		SQ-2 A992	B118
							8	L3X3X5/16	0'-8 1/2"	a97	A36	
0	1	1	0	0	2	35B7	2	W14X34	24'-3 7/16"		SQ-2 A992	B174
							4	L3X3X5/16	0'-8 1/2"	a15	A36	
							4	L3X3X5/16	0'-8 1/2"	a16	A36	
0	1	1	0	0	2	35B8	2	W14X34	21'-10 5/8"		SQ-2 A992	B145
							4	L3X3X5/16	0'-8 1/2"	a15	A36	
							4	L3X3X5/16	0'-8 1/2"	a97	A36	

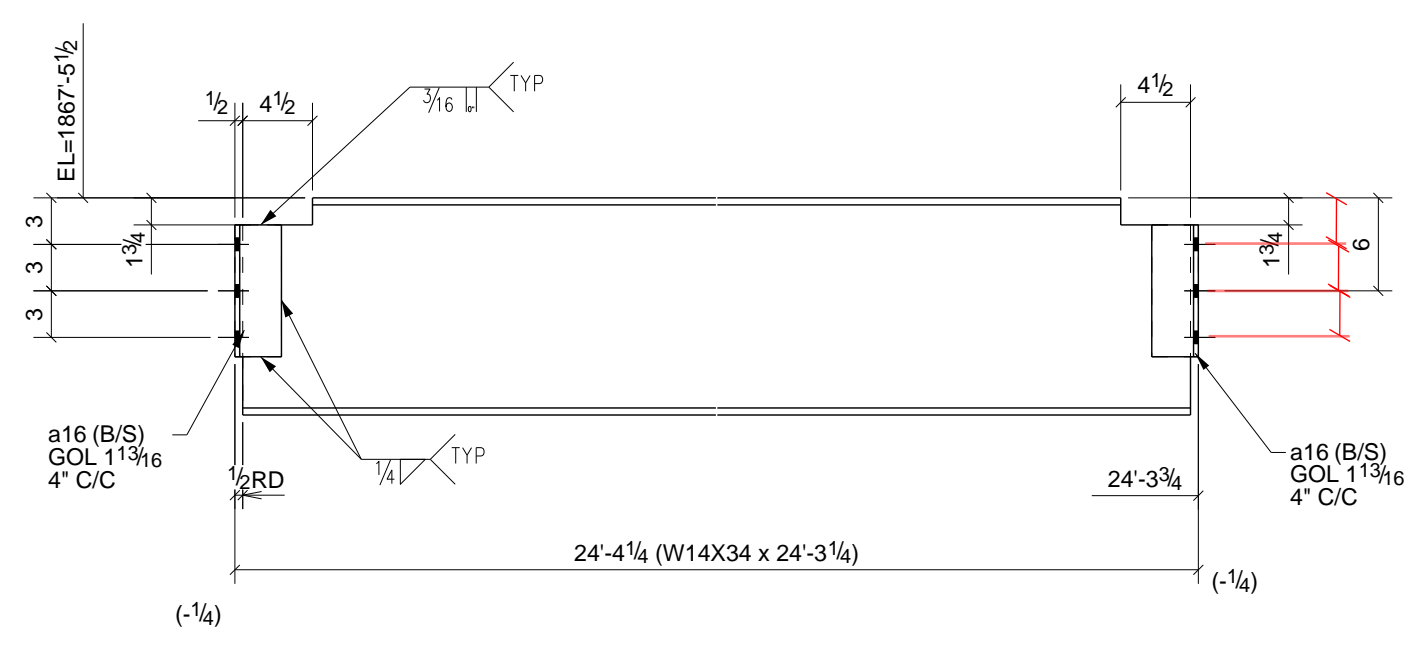
- 6) APPROVER VERIFY ALL E PLAN ELEVATIONS PRIOR TO FAB.
 5) NO PAINT WITHIN 3" OF OPEN HOLES FOR MOMENT FLANGE CONNS.
 4) ALL MATERIAL AS NOTED
 3) 1-1/4" EDGE DISTANCE UNLESS NOTED.
 2) GRIND ALL ROUGH EDGES SMOOTH
 1) ALL WELDS 3/16" FILLETS OR BUTT WELDS, UNLESS NOTED, PROCEDURES PER AWS D.1.1 LATEST REV.

GENERAL NOTES:

B	Bt Plate Correction	12/30/10	TMc	TAN
A	For Approval	12/27/10	TMc	TAN
1	ADDED DIMS	4/13/11	TMc	TH
0	For Fabrication F&F	2/22/11	TMc	TH

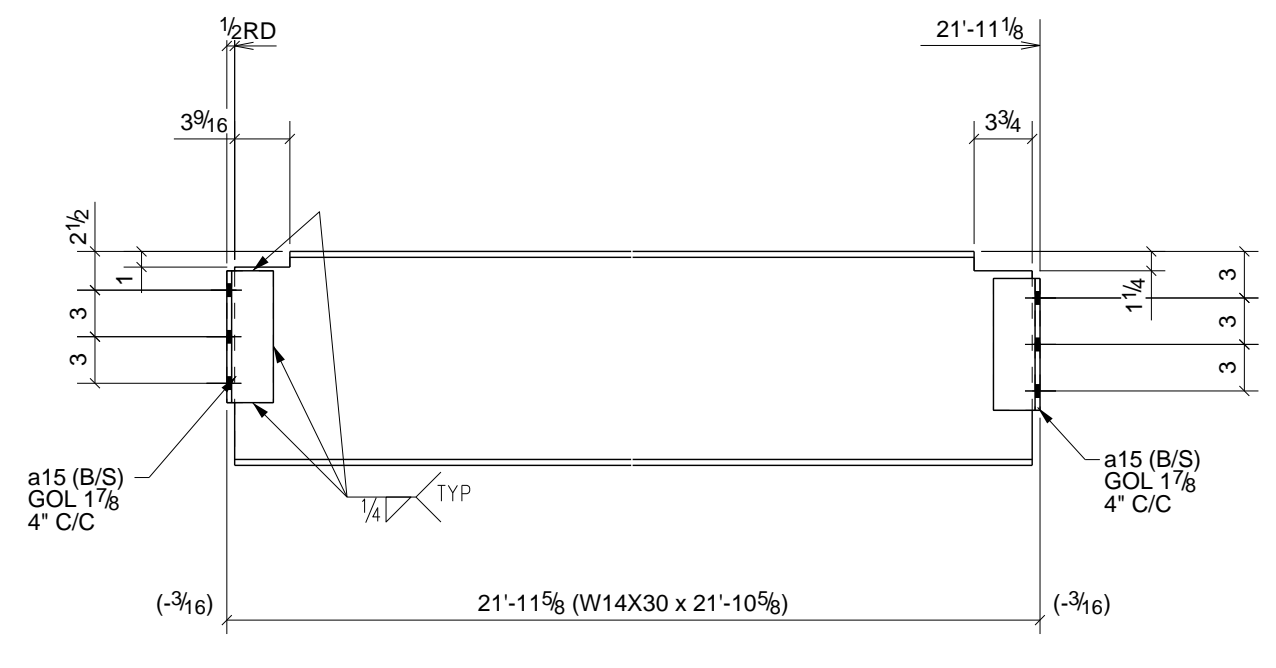
GENERAL NOTES				JOB USE	
MATERIAL:	A992	UN	ELECTRODES:	E70XX LH	REF. DRG.
HOLES:	13/16	DIA. UN	CONNS:	A325N - U.N.	SHOP
SURFACE PREP. AND PAINT:	SSPC-SP3 #30-18, Red Oxide				APPROVAL

DESCRIPTION: BEAM DETAILS		DRAWN BY: TMc
PROJ. NAME: St Marys Medical Center	DATE: 12/27/2010	CHKD. BY: TH
LOCATION: 1102 Million Dollar Highway, St. Marys, PA.	ARCH./ENG.: KTH Architects, Inc./Lee-Simpson Assoc., Inc	DATE:
CONTRACTOR: Hallstrom Construction, Inc.	ARCH./ENG.: KTH Architects, Inc./Lee-Simpson Assoc., Inc	JOB No. 3-21375
Altoona Pipe And Steel Supply Co. 1128 Ninth Avenue Altoona, Pa 16603-0112 (814) 944-1631		DRG. No. 35 REV. 1



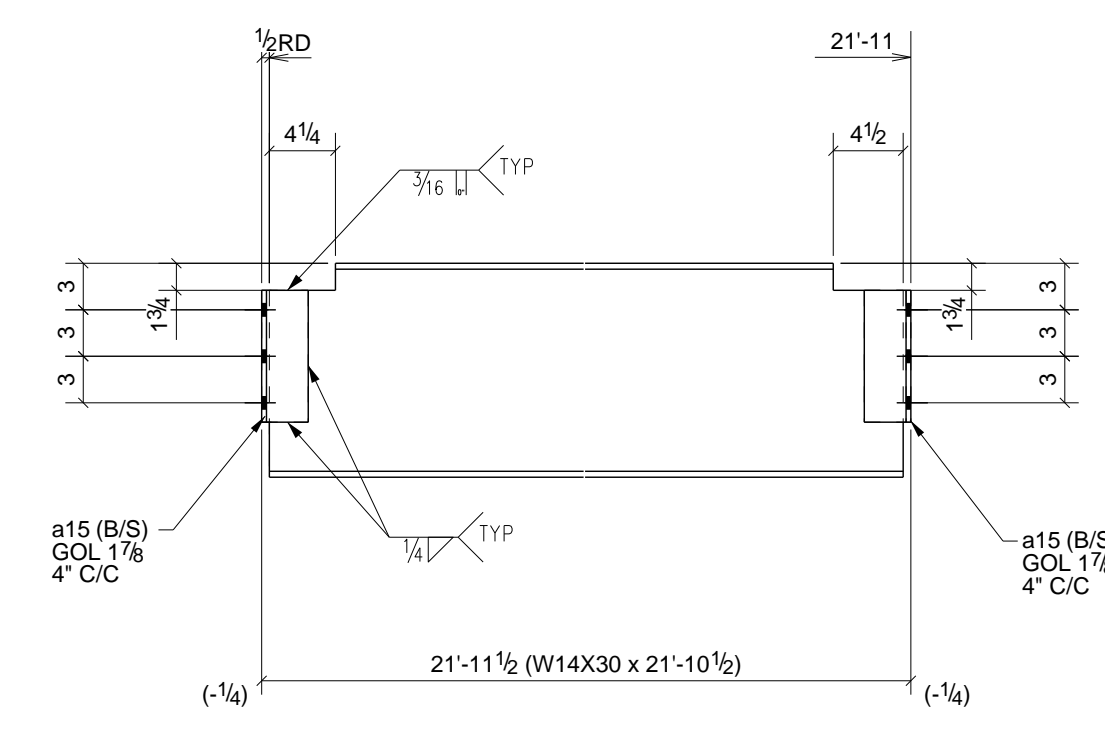
6 - BEAMS - 36B1

W 14"x14"
F 6.34"x7.16"



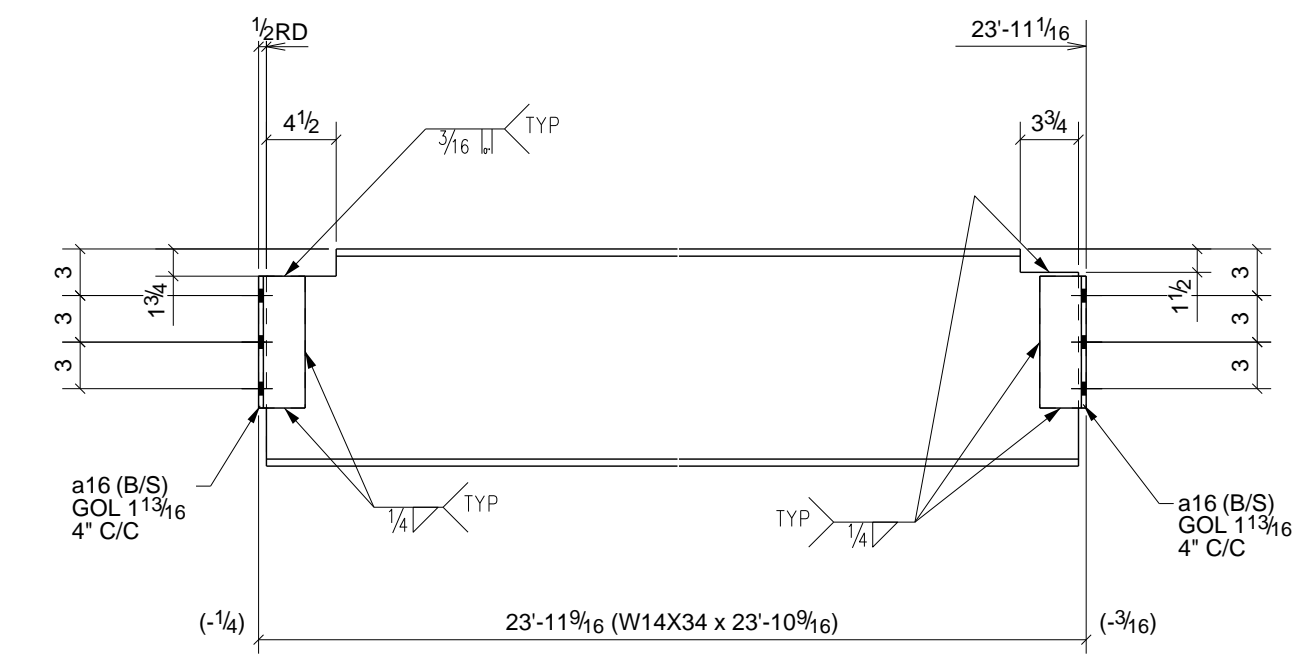
ONE - BEAM - 36B5

W 13.13/16"x14"
F 6.34"x3.8"



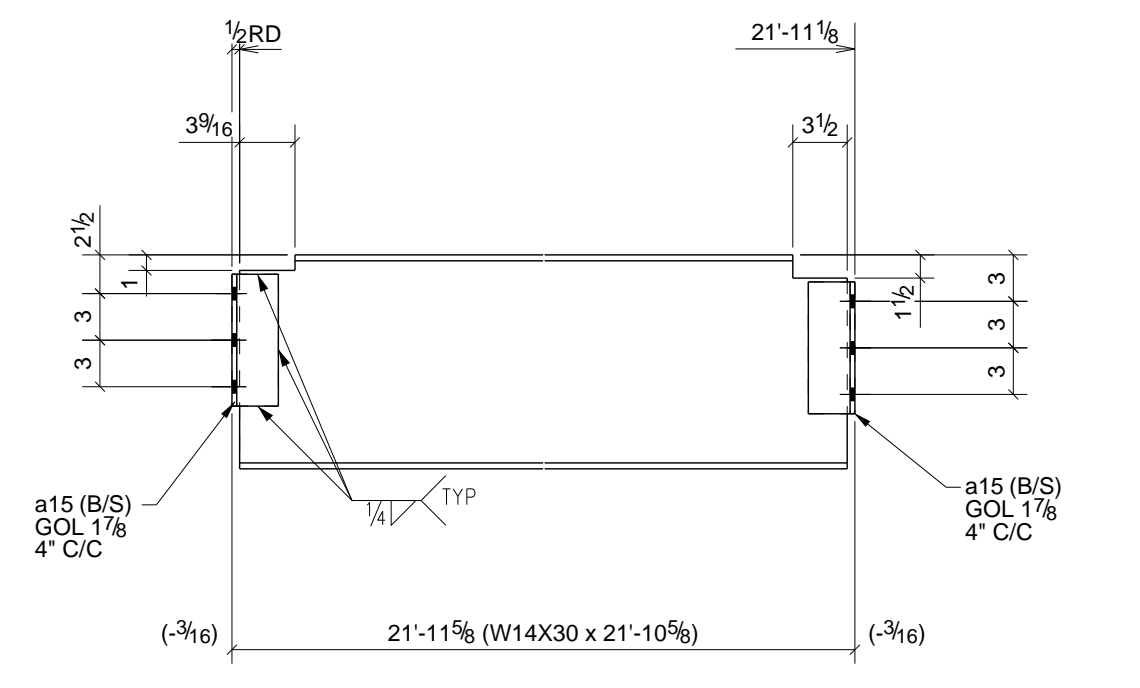
ONE - BEAM - 36B9

W 13.13/16"x14"
F 6.34"x3.8"



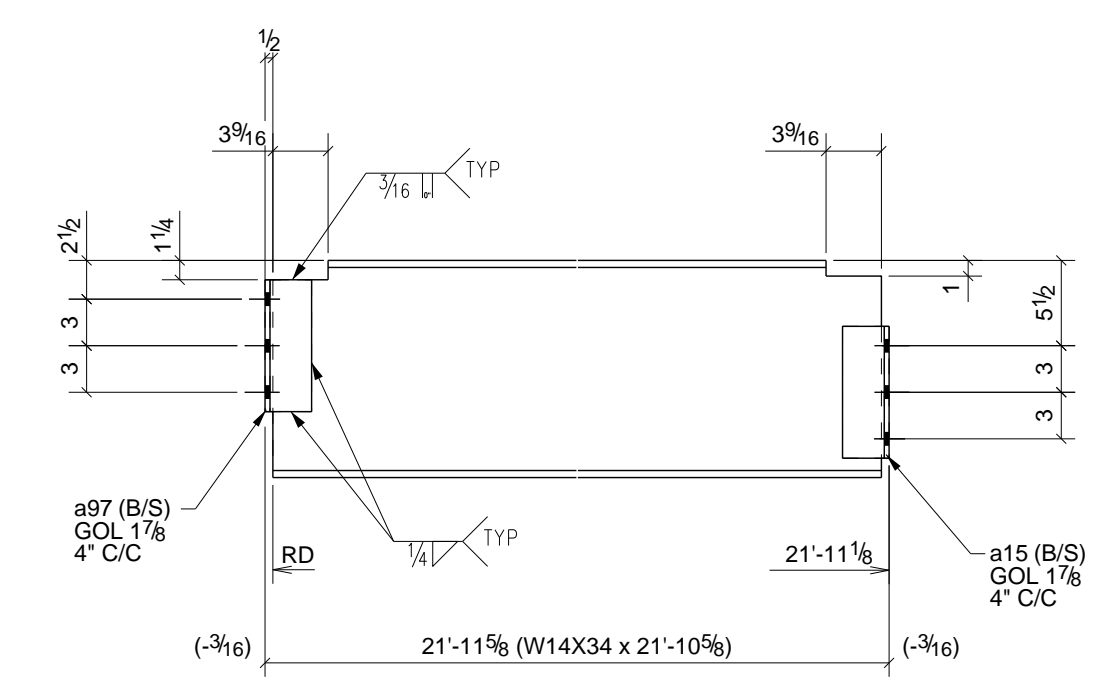
3 - BEAMS - 36B2

W 14"x14"
F 6.34"x7.16"



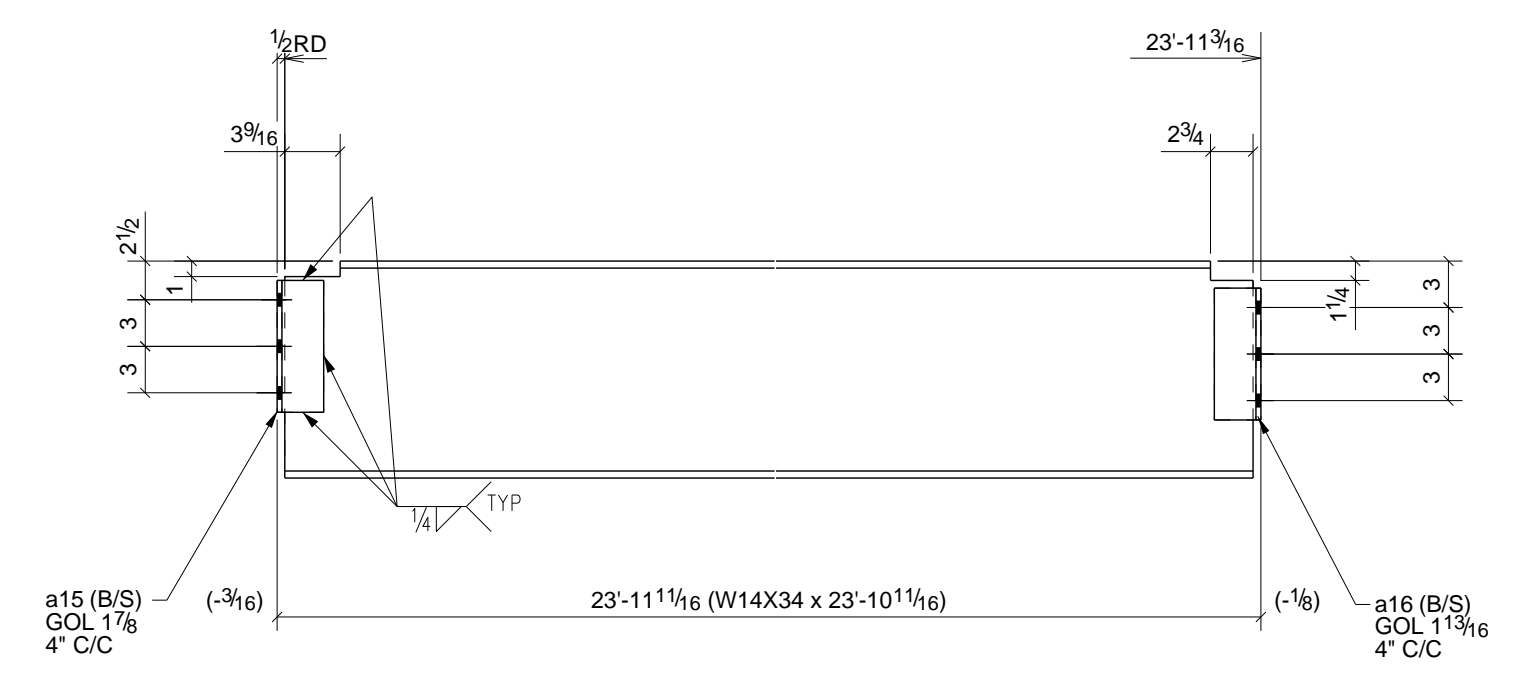
ONE - BEAM - 36B6

W 13.13/16"x14"
F 6.34"x3.8"



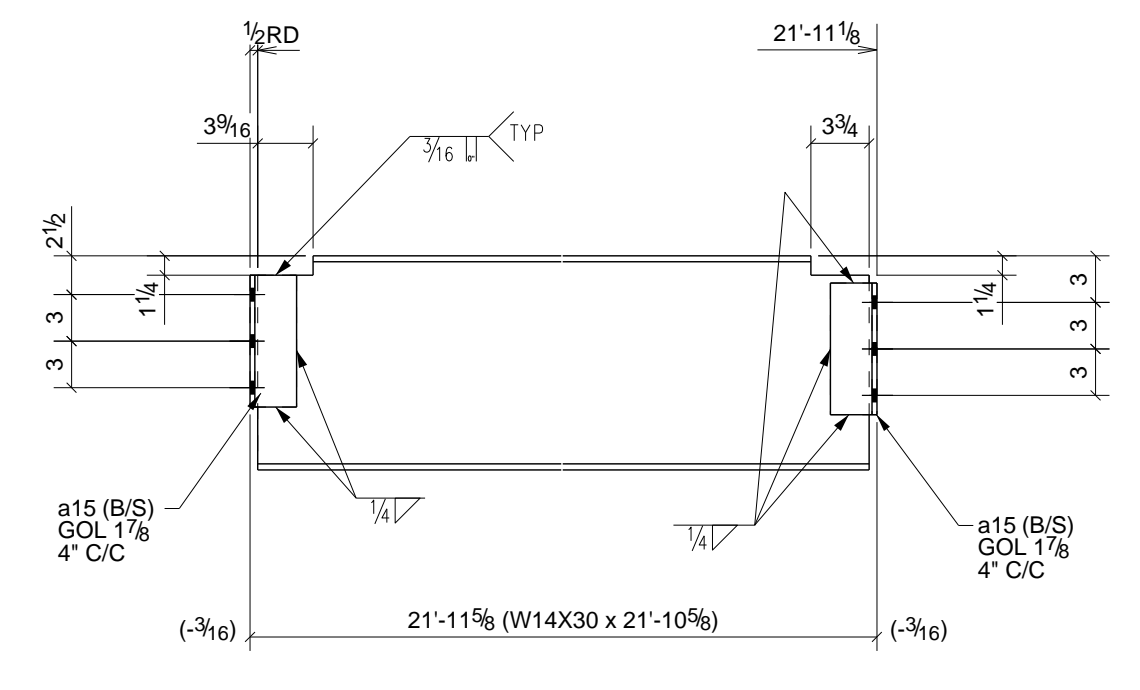
ONE - BEAM - 36B10

W 14"x14"
F 6.34"x7.16"



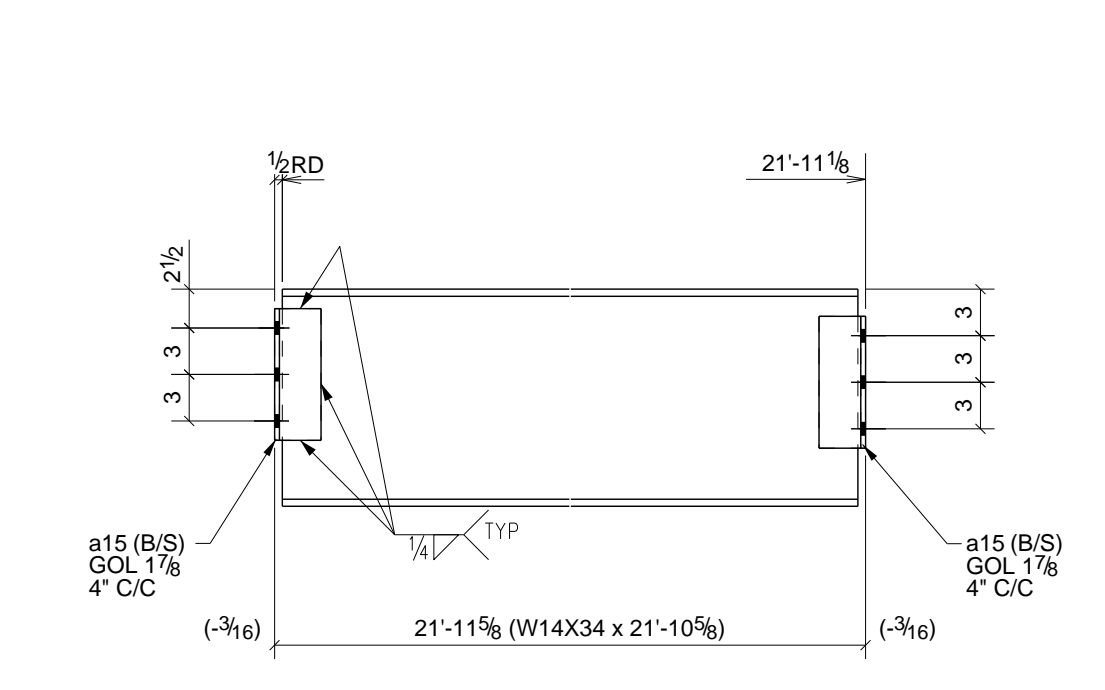
ONE - BEAM - 36B3

W 14"x14"
F 6.34"x7.16"



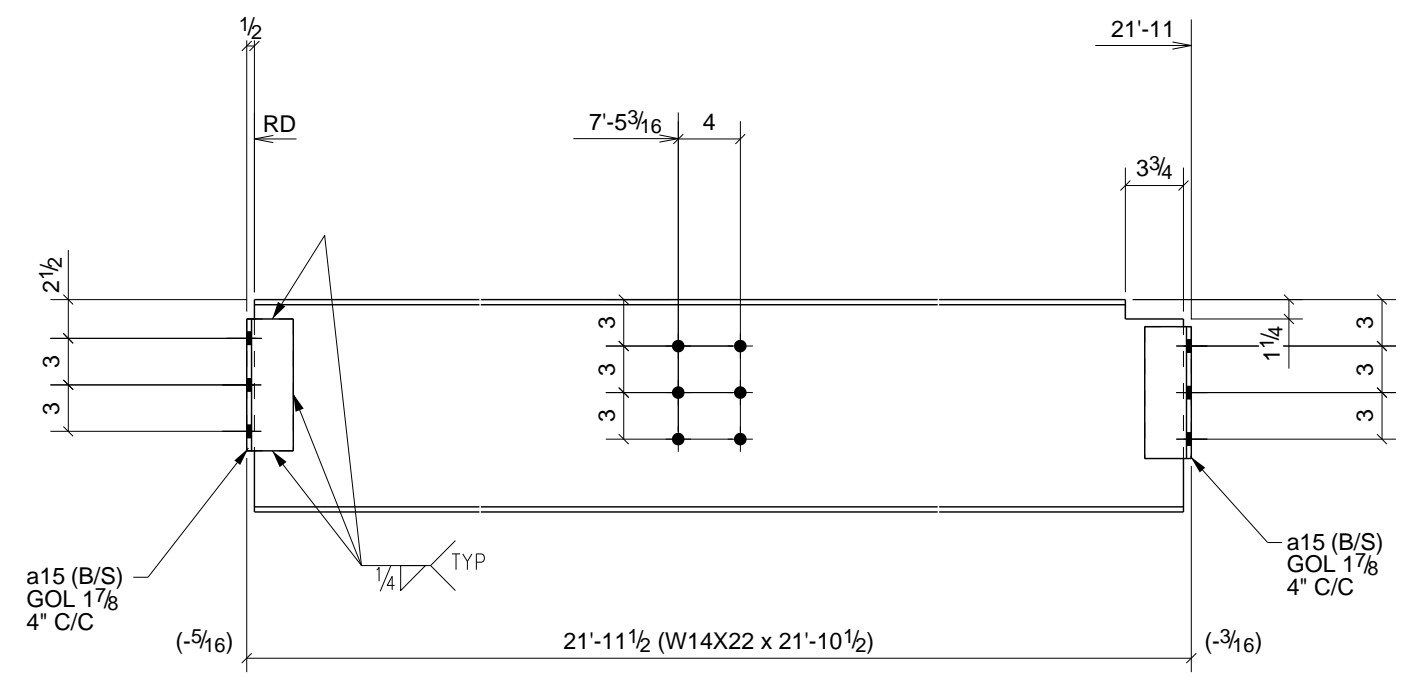
ONE - BEAM - 36B7

W 13.13/16"x14"
F 6.34"x3.8"



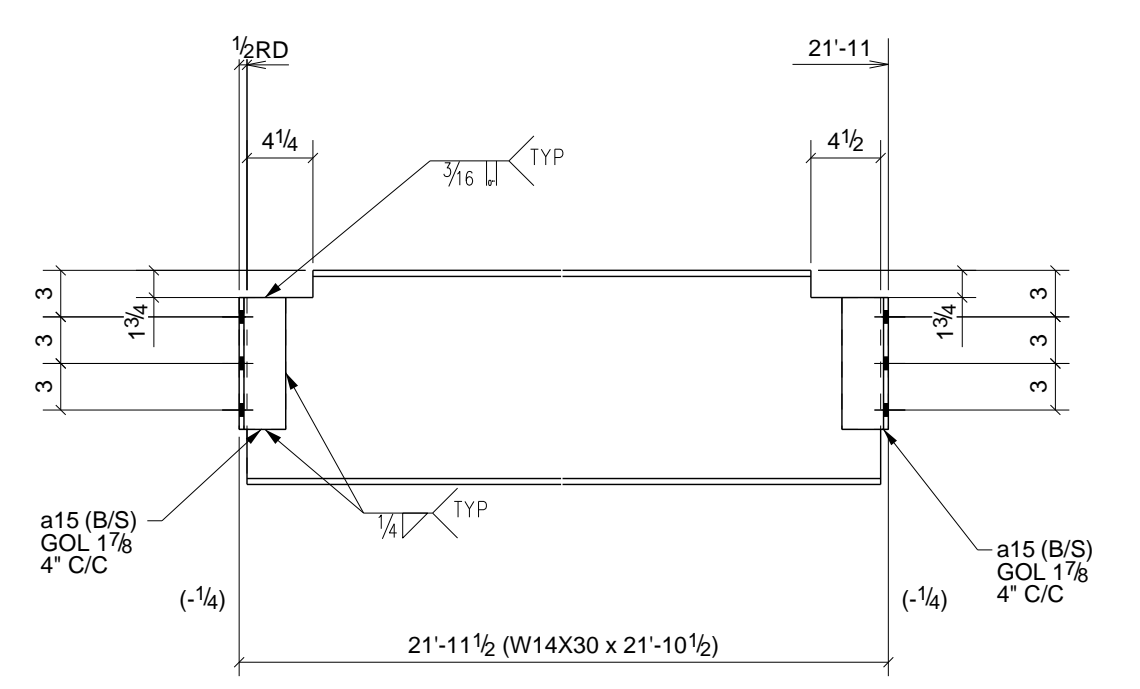
ONE - BEAM - 36B11

W 14"x14"
F 6.34"x7.16"



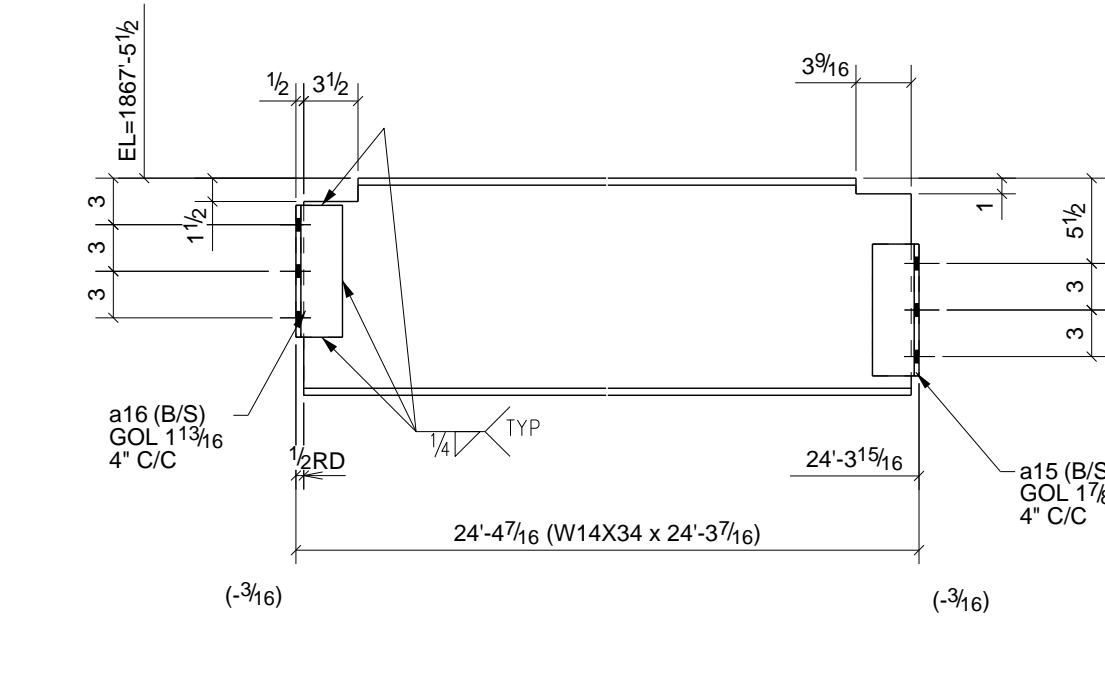
ONE - BEAM - 36B4

W 13.13/16"x14"
F 5"x5 1/2"



2 - BEAMS - 36B8

W 13.13/16"x14"
F 6.34"x3.8"



2 - BEAMS - 36B12

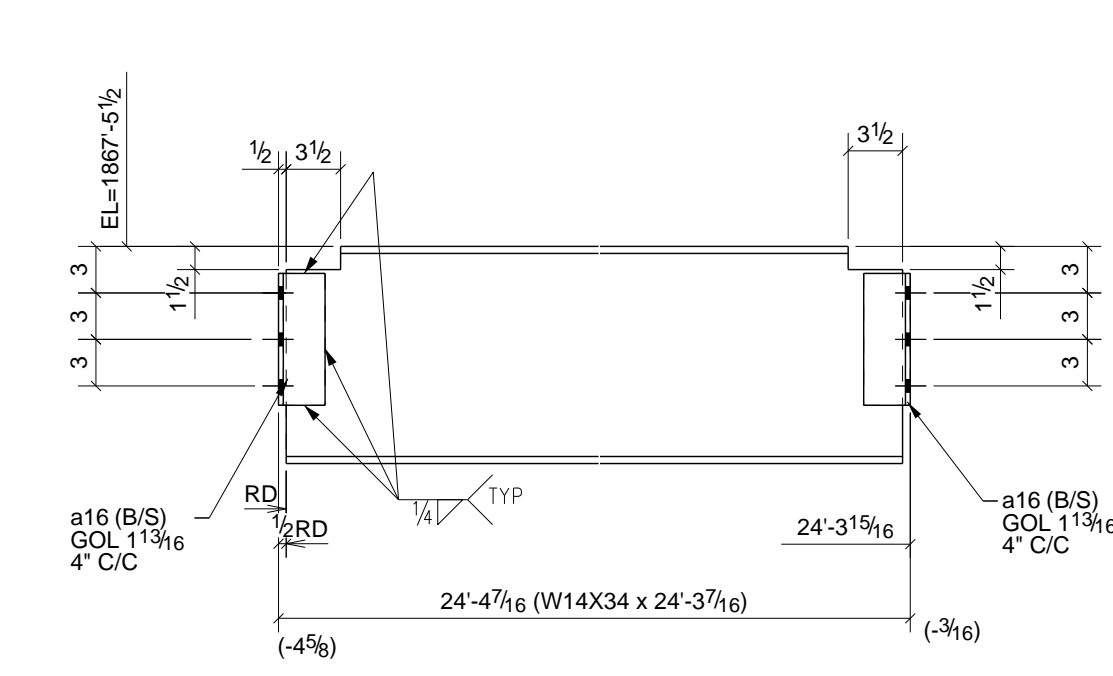
W 14"x14"
F 6.34"x7.16"

PHASE					BILL OF MATERIAL							
1	2	3	4	5	SHIP	MARK	NO PCS	DESCRIPTION	LENGTH	PIECE MARK	REMARKS - PROC./GR.	ABM #
0	3	3	0	0	6	36B1	6	W14X34	24'-3 1/4"		SO-2 A992	B170
							24	L3X3X5/16	0'-8 1/2"	a16	A36	
3	0	0	0	0	3	36B2	3	W14X34	23'-10 9/16"		SO-2 A992	B168
							12	L3X3X5/16	0'-8 1/2"	a16	A36	
1	0	0	0	0	1	36B3	1	W14X34	23'-10 11/16"		SO-2 A992	B167
							2	L3X3X5/16	0'-8 1/2"	a15	A36	
							2	L3X3X5/16	0'-8 1/2"	a16	A36	
1	0	0	0	0	1	36B4	1	W14X22	21'-10 1/2"		SO-2 A992	B156
							4	L3X3X5/16	0'-8 1/2"	a15	A36	
0	0	1	0	0	1	36B5	1	W14X30	21'-10 5/8"		SO-2 A992	B155
							4	L3X3X5/16	0'-8 1/2"	a15	A36	
0	1	0	0	0	1	36B6	1	W14X30	21'-10 5/8"		SO-2 A992	B154
							4	L3X3X5/16	0'-8 1/2"	a15	A36	
1	0	0	0	0	1	36B7	1	W14X30	21'-10 5/8"		SO-2 A992	B153
							4	L3X3X5/16	0'-8 1/2"	a15	A36	
0	1	1	0	0	2	36B8	2	W14X30	21'-10 1/2"		SO-2 A992	B148
							8	L3X3X5/16	0'-8 1/2"	a15	A36	
1	0	0	0	0	1	36B9	1	W14X30	21'-10 1/2"		SO-2 A992	B147
							4	L3X3X5/16	0'-8 1/2"	a15	A36	
1	0	0	0	0	1	36B10	1	W14X34	21'-10 5/8"		SO-2 A992	B145
							2	L3X3X5/16	0'-8 1/2"	a15	A36	
							2	L3X3X5/16	0'-8 1/2"	a97	A36	
1	0	0	0	0	1	36B11	1	W14X34	21'-10 5/8"		SO-2 A992	B142
							4	L3X3X5/16	0'-8 1/2"	a15	A36	
0	1	1	0	0	2	36B12	2	W14X34	24'-3 7/16"		SO-2 A992	B12
							4	L3X3X5/16	0'-8 1/2"	a15	A36	
							4	L3X3X5/16	0'-8 1/2"	a16	A36	

6) APPROVER VERIFY ALL E PLAN ELEVATIONS PRIOR TO FAB.
 5) NO PAINT WITHIN 3" OF OPEN HOLES FOR MOMENT FLANGE CONNS.
 4) ALL MATERIAL AS NOTED.
 3) 1-1/4" EDGE DISTANCE UNLESS NOTED.
 2) GRIND ALL ROUGH EDGES SMOOTH.
 1) ALL WELDS 3/16" FILLETS OR BUTT WELDS, UNLESS NOTED, PROCEDURES PER AWS D.1.1 LATEST REV.

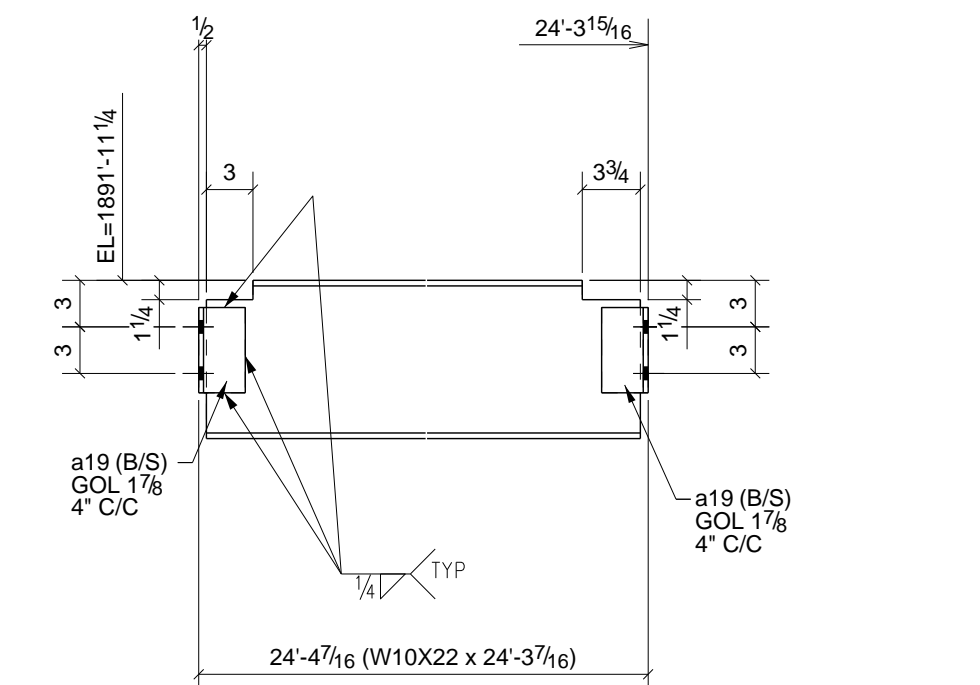
GENERAL NOTES:

A	For Approval	12/27/10	TMc	TAN
0	For Fabrication F&F	2/22/11	TMc	TH
REV.	DESCRIPTION	DATE	DWN	CHK
GENERAL NOTES				
MATERIAL: A992	UN ELECTRODES: E70XX LH	REF. DRG.	JOB USE	
HOLES: 13/16 DIA. UN	CONNS: A325N - UN.		SHOP	
SURFACE PREP. AND PAINT:			APPROVAL	
SSPC-SP3 #30-18, Red Oxide				
DESCRIPTION: BEAM DETAILS				
PROJ. NAME	St Marys Medical Center			
LOCATION	1102 Million Dollar Highway, St. Marys, PA.			
CONTRACTOR	Hallstrom Construction, Inc.	ARCH/ENG.	KTH Architects, Inc./Lee-Simpson Assoc., Inc.	
Altoona Pipe And Steel Supply Co.				
1128 Ninth Avenue Altoona, Pa 16603-0112 (814) 944-1631				
DRAWN BY TMc		DATE 12/27/2010		DATE
CHKD. BY TH		JOB No. 3-21375		REV. 0



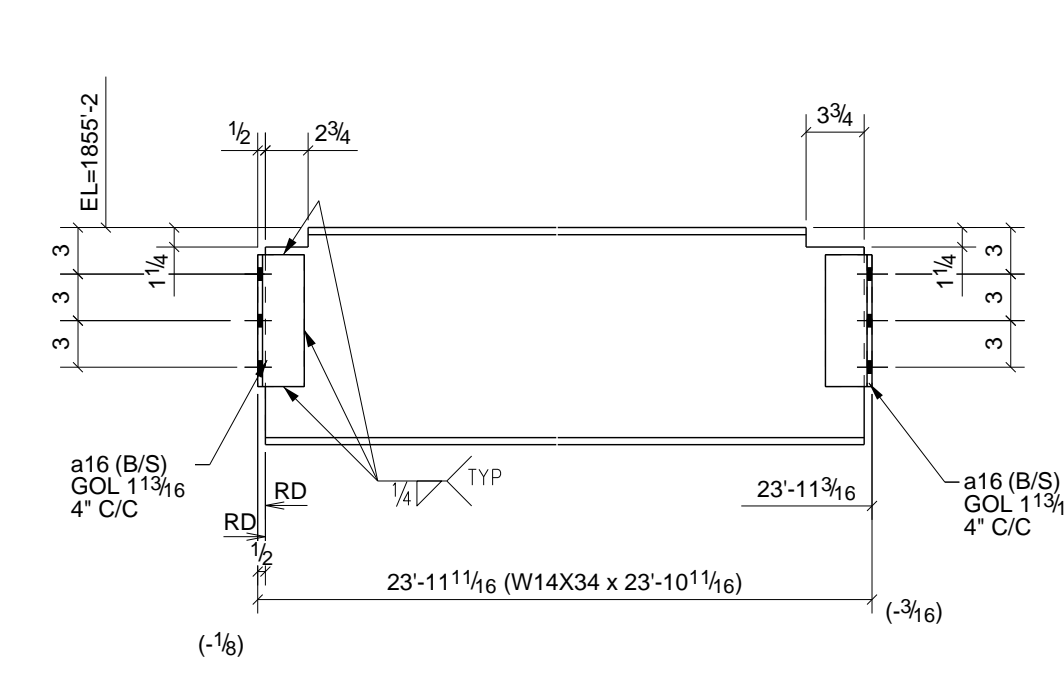
2 - BEAMS - 37B1

W 14\"/>



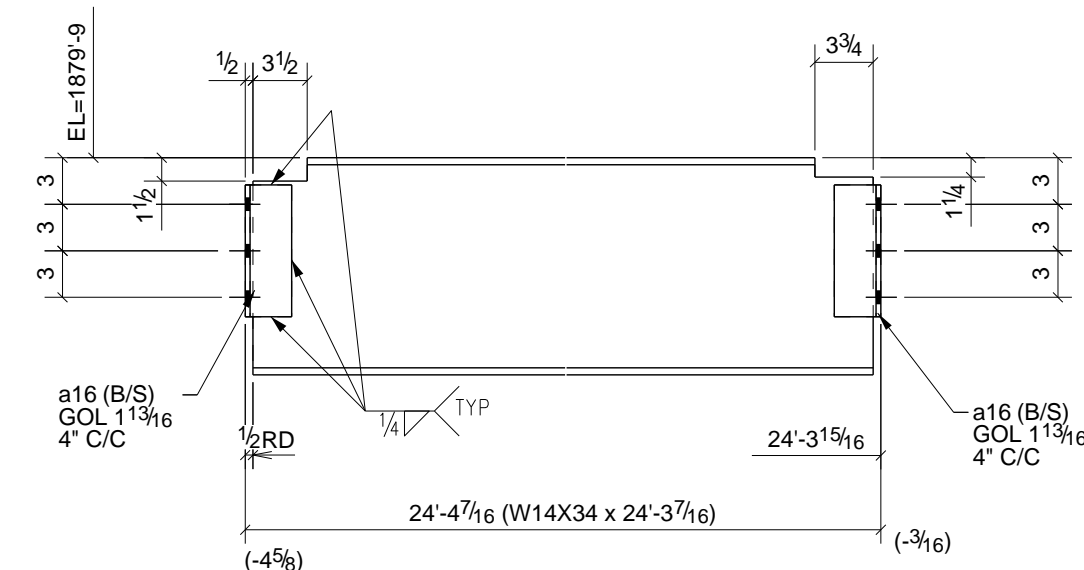
ONE - BEAM - 37B6

W 10 3/16\"/>



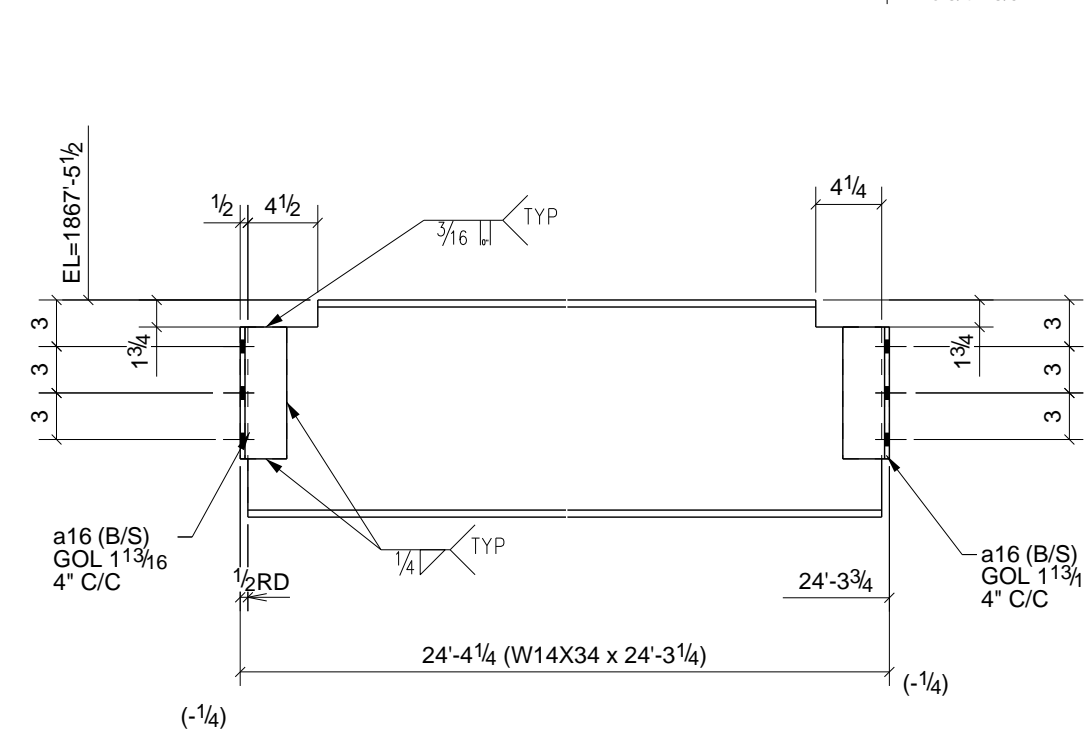
2 - BEAMS - 37B10

W 14\"/>



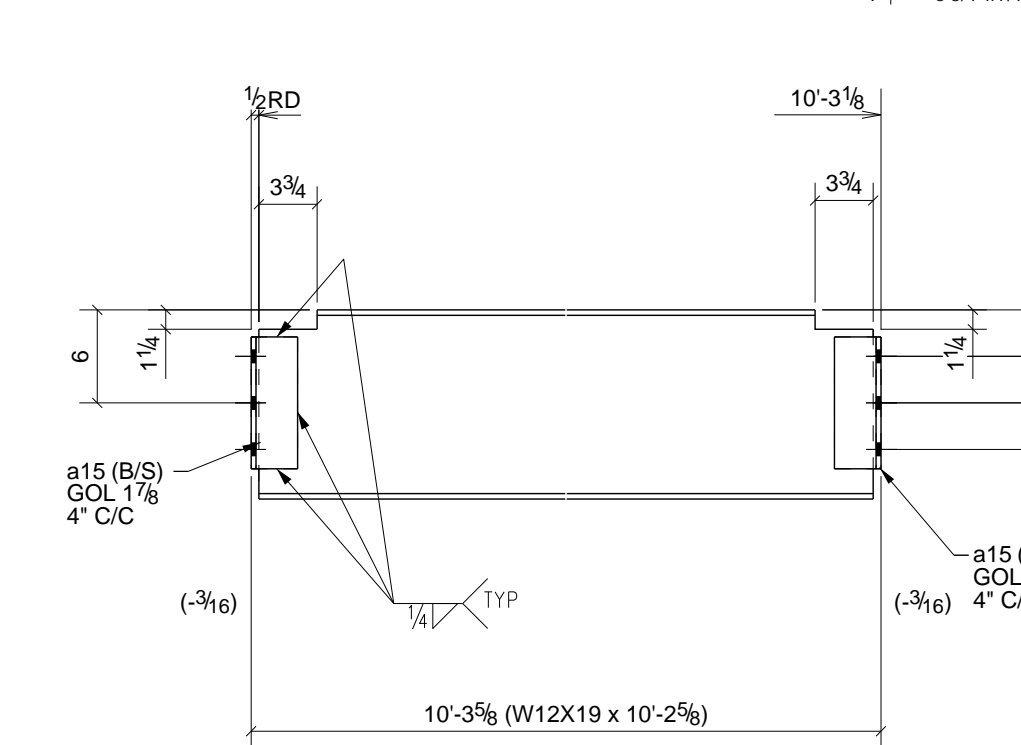
2 - BEAMS - 37B2

W 14\"/>



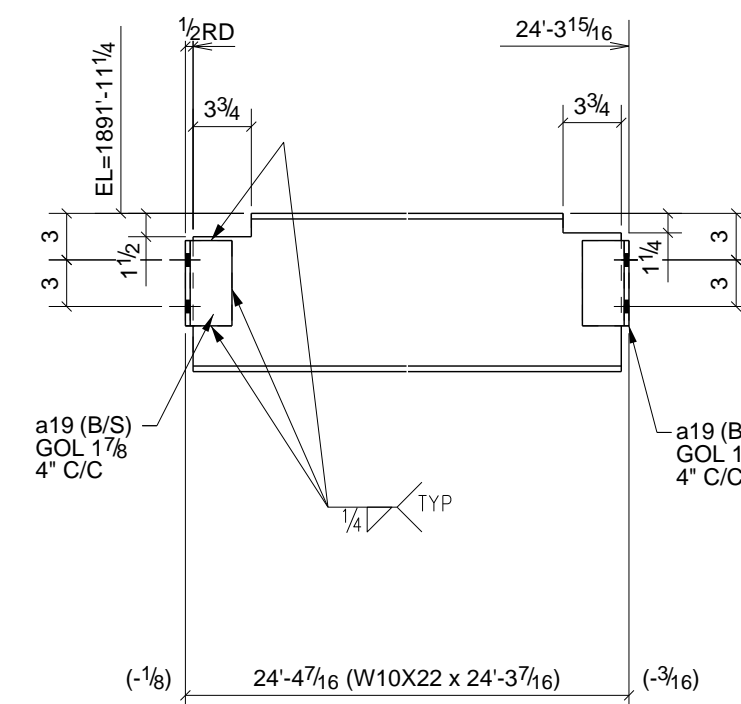
6 - BEAMS - 37B7

W 14\"/>



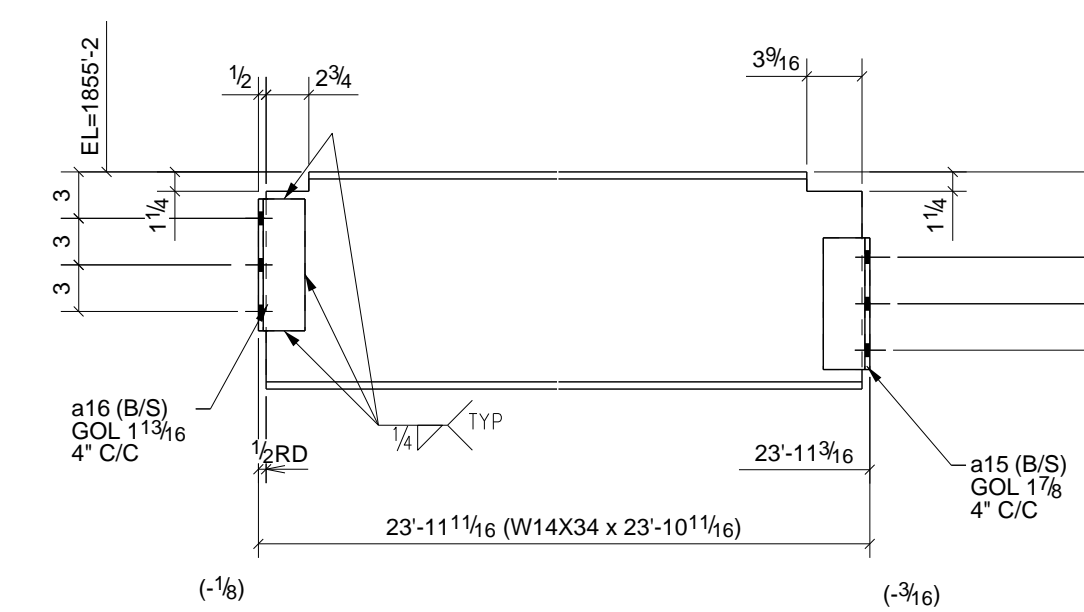
ONE - BEAM - 37B11

W 12 3/16\"/>



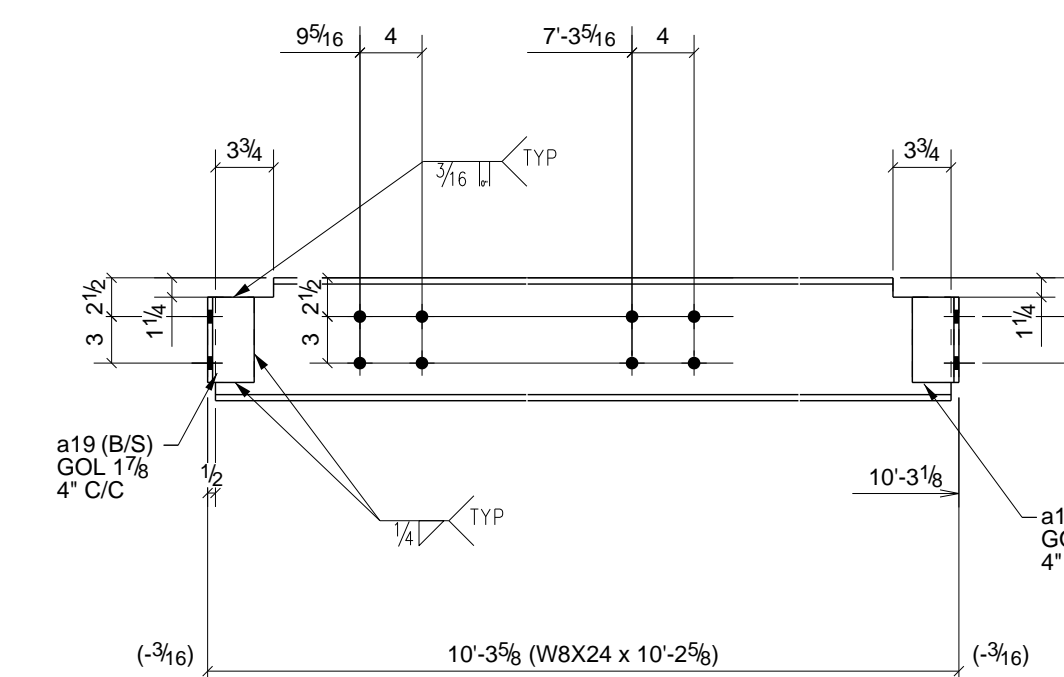
2 - BEAMS - 37B4

W 10 3/16\"/>



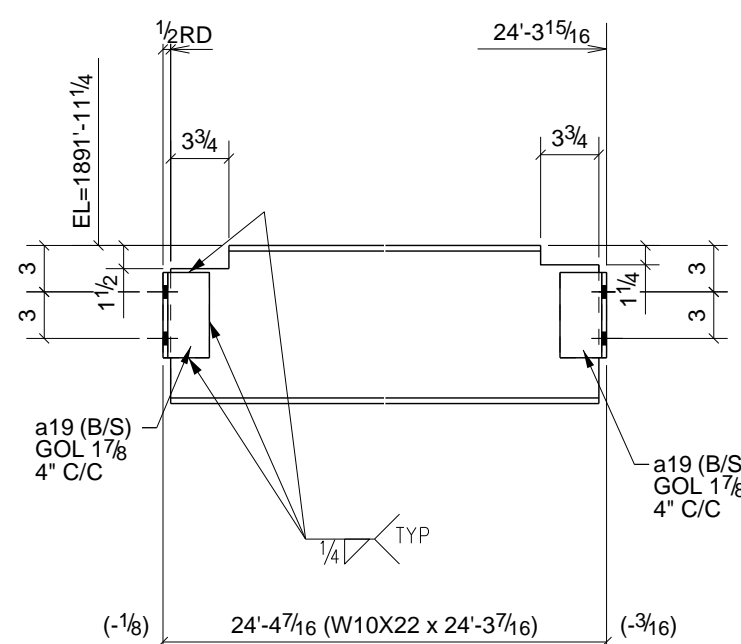
ONE - BEAM - 37B8

W 14\"/>



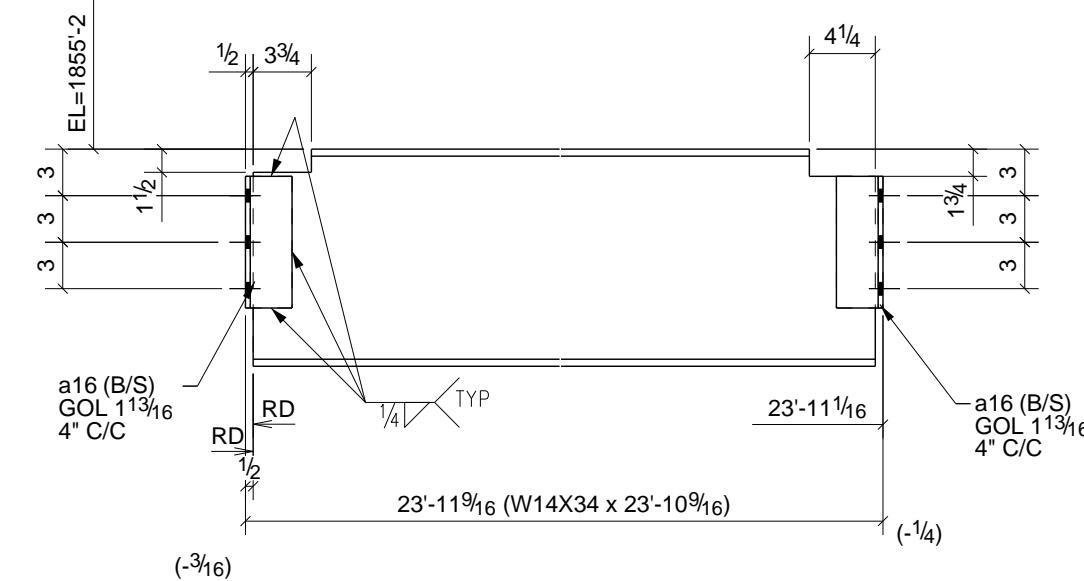
ONE - BEAM - 37B12

W 7 15/16\"/>



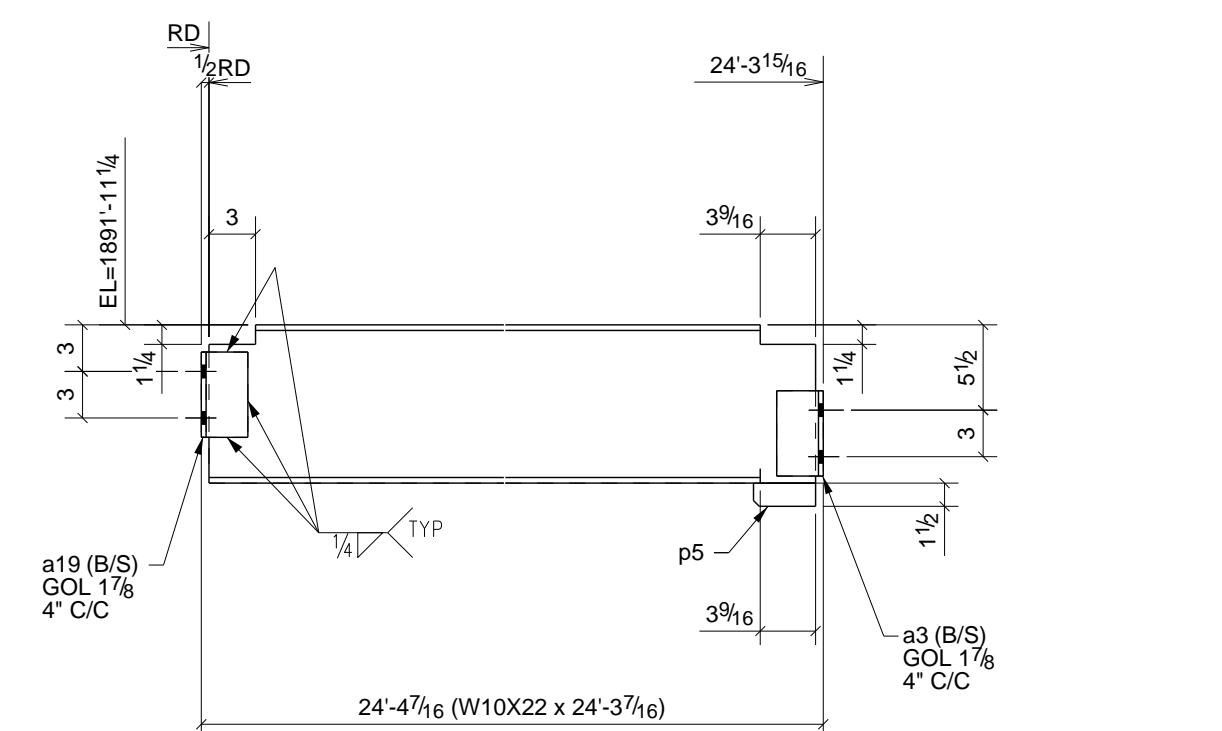
ONE - BEAM - 37B5

W 10 3/16\"/>



3 - BEAMS - 37B9

W 14\"/>



ONE - BEAM - 37B13

W 10 3/16\"/>

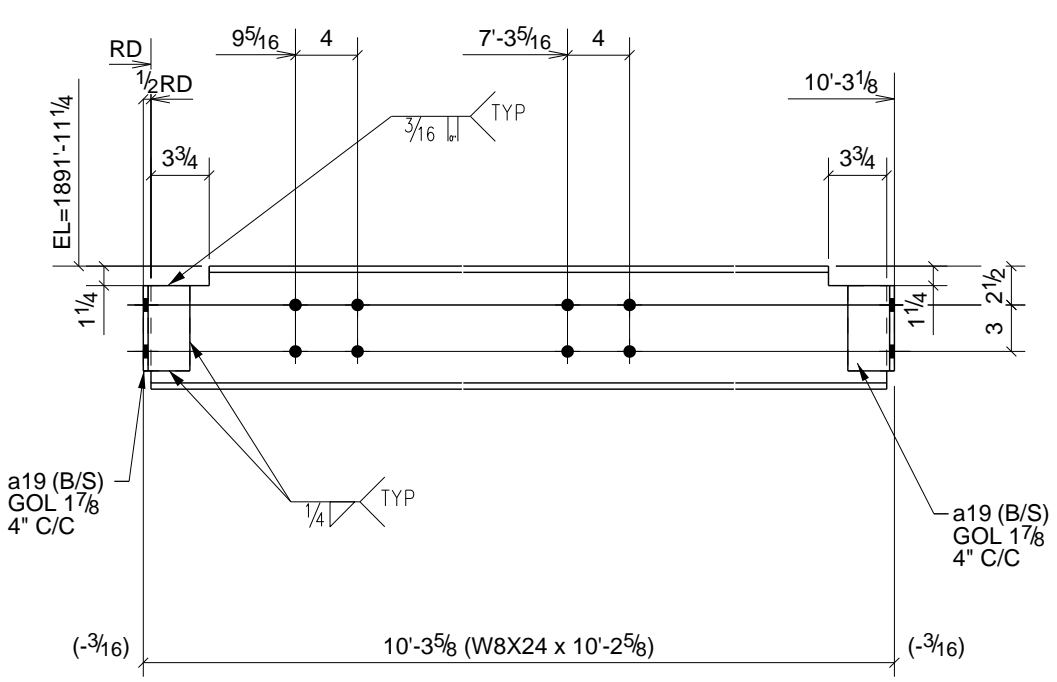
PHASE					BILL OF MATERIAL							
1	2	3	4	5	SHIP	MARK	NO PCS	DESCRIPTION	LENGTH	PIECE MARK	REMARKS - PROC./GR.	ABM #
0	2	0	0	0	2	37B1	2	W14X34	24'-3 7/16"		SQ-2 A992	B13
							8	L3X3X5/16	0'-8 1/2"	a16	A36	
0	0	2	0	0	2	37B2	2	W14X34	24'-3 7/16"		SQ-2 A992	B14
							8	L3X3X5/16	0'-8 1/2"	a16	A36	
0	0	0	2	0	2	37B4	2	W10X22	24'-3 7/16"		SQ-2 A992	B16
							8	L3X3X5/16	0'-5 1/2"	a19	A36	
0	0	0	1	0	1	37B5	1	W10X22	24'-3 7/16"		SQ-2 A992	B17
							4	L3X3X5/16	0'-5 1/2"	a19	A36	
0	0	0	1	0	1	37B6	1	W10X22	24'-3 7/16"		SQ-2 A992	B18
							4	L3X3X5/16	0'-5 1/2"	a19	A36	
0	3	3	0	0	6	37B7	6	W14X34	24'-3 1/4"		SQ-2 A992	B19
							24	L3X3X5/16	0'-8 1/2"	a16	A36	
1	0	0	0	0	1	37B8	1	W14X34	23'-10 11/16"		SQ-2 A992	B23
							2	L3X3X5/16	0'-8 1/2"	a15	A36	
							2	L3X3X5/16	0'-8 1/2"	a16	A36	
3	0	0	0	0	3	37B9	3	W14X34	23'-10 9/16"		SQ-2 A992	B24
							12	L3X3X5/16	0'-8 1/2"	a16	A36	
2	0	0	0	0	2	37B10	2	W14X34	23'-10 11/16"		SQ-2 A992	B25
							8	L3X3X5/16	0'-8 1/2"	a16	A36	
0	0	0	1	0	1	37B11	1	W12X19	10'-2 5/8"		SQ-2 A992	B44
							4	L3X3X5/16	0'-8 1/2"	a15	A36	
0	0	0	1	0	1	37B12	1	W8X24	10'-2 5/8"		SQ-2 A992	B45
							4	L3X3X5/16	0'-5 1/2"	a19	A36	
0	0	0	1	0	1	37B13	1	W10X22	24'-3 7/16"		SQ-2 A992	B15
							2	L3X3X5/16	0'-5 1/2"	a3	A36	
							2	L3X3X5/16	0'-5 1/2"	a19	A36	
							1	BAR 1/4\"/>				

6) APPROVER VERIFY ALL E PLAN ELEVATIONS PRIOR TO FAB.
 5) NO PAINT WITHIN 3" OF OPEN HOLES FOR MOMENT FLANGE CONNS.
 4) ALL MATERIAL AS NOTED
 3) 1-1/4" EDGE DISTANCE UNLESS NOTED.
 2) GRIND ALL ROUGH EDGES SMOOTH
 1) ALL WELDS 3/16" FILLETS OR BUTT WELDS, UNLESS NOTED, PROCEDURES PER AWS D.1.1 LATEST REV.

GENERAL NOTES:

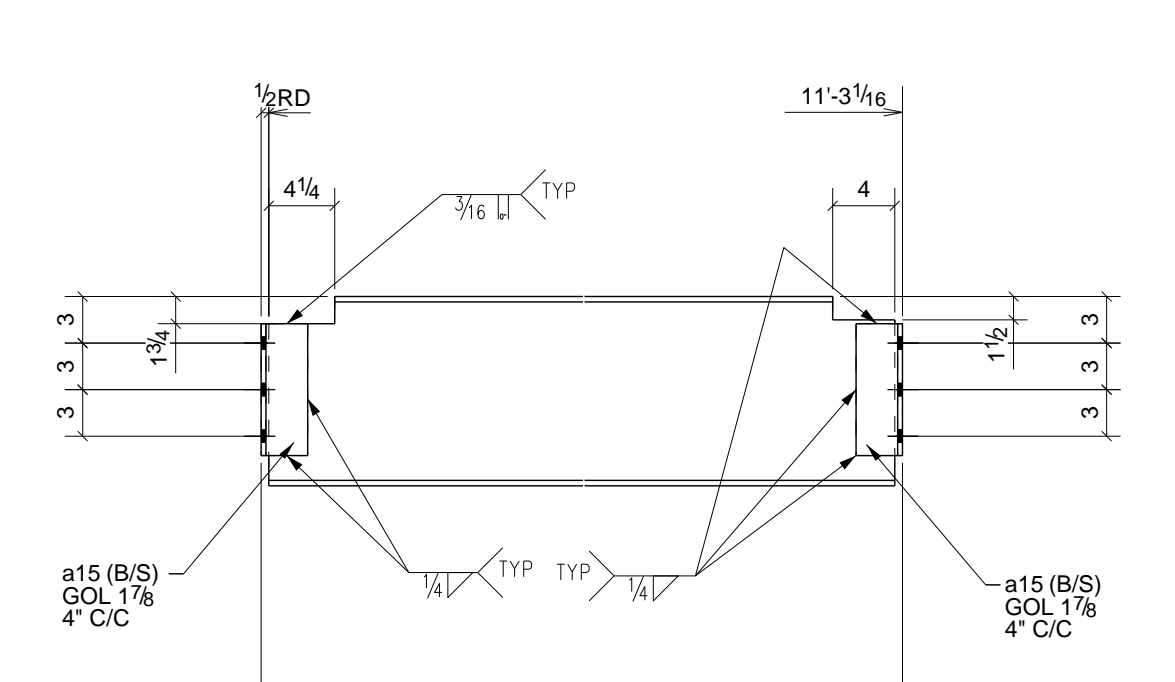
B	Chgd W8 Conns to 2-1/2" Drop 37B12	12/30/10	TMc	TAN
A	For Approval	12/27/10	TMc	TAN
0	For Fabrication F&F	2/22/11	TMc	TH
REV.	DESCRIPTION	DATE	DWN	CHK
GENERAL NOTES				
MATERIAL: A992 U/N		ELECTRODES: E70XX LH		REF. DRG.
HOLES: 13/16 DIA. UN		CONNS: A325N - U.N.		
SURFACE PREP: AND PAINT:		JOB USE		
SSPC-SP3 #30-18, Red Oxide		SHOP		
DESCRIPTION: BEAM DETAILS		APPROVAL		
PROJ. NAME: St Marys Medical Center		DRAWN BY: TMc		
LOCATION: 1102 Million Dollar Highway, St. Marys, PA.		DATE: 12/27/2010		
CONTRACTOR: Hallstrom Construction, Inc.		CHKD. BY: TH		
ARCH/ENG: KTH Architects, Inc./Lee-Simpson Assoc., Inc.		DATE:		
Altoona Pipe And Steel Supply Co.		JOB No. 3-21375		
1128 Ninth Avenue		DRG. No. 37		
Altoona, Pa 16603-0112		REV. 0		
(814) 944-1631				

PHASE					BILL OF MATERIAL							
1	2	3	4	5	SHIP	MARK	NO PCS	DESCRIPTION	LENGTH	PIECE MARK	REMARKS - PROC./GR.	ABM #
0	0	0	1	0	1	38B1	1	W8X24	10'-2 5/8"		SO-2 A992	B46
							4	L3X3X5/16	0'-5 1/2"	a19	A36	
0	0	0	2	0	2	38B2	2	W12X19	10'-2 5/8"		SO-2 A992	B47
							8	L3X3X5/16	0'-8 1/2"	a15	A36	
1	0	0	0	0	1	38B3	1	W12X19	10'-2 5/8"		SO-2 A992	B48
							4	L3X3X5/16	0'-8 1/2"	a15	A36	
0	1	1	0	0	2	38B4	2	W12X19	10'-2 5/8"		SO-2 A992	B49
							8	L3X3X5/16	0'-8 1/2"	a15	A36	
1	0	0	0	0	1	38B5	1	W12X19	11'-2 9/16"		SO-2 A992	B50
							4	L3X3X5/16	0'-8 1/2"	a15	A36	
0	1	1	0	0	2	38B6	2	W12X19	11'-2 9/16"		SO-2 A992	B51
							8	L3X3X5/16	0'-8 1/2"	a15	A36	
2	0	0	0	0	2	38B7	2	W14X22	14'-2 1/2"		SO-2 A992	B53
							8	L3X3X5/16	0'-8 1/2"	a15	A36	
0	0	0	1	0	1	38B8	1	W8X24	3'-5 3/8"		SO-2 A992	B55
							4	L3X3X5/16	0'-5 1/2"	a3	A36	
1	0	0	0	0	1	38B9	1	W12X19	8'-7 11/16"		SO-2 A992	B57
							4	L3X3X5/16	0'-8 1/2"	a15	A36	
0	1	1	0	0	2	38B10	2	W12X19	8'-7 11/16"		SO-2 A992	B58
							8	L3X3X5/16	0'-8 1/2"	a15	A36	
1	0	0	0	0	1	38B11	1	W14X22	21'-10 1/2"		SO-2 A992	B59
							4	L3X3X5/16	0'-8 1/2"	a15	A36	
0	0	0	1	0	1	38B12	1	W10X22	24'-3 7/16"		SO-2 A992	B16
							4	L3X3X5/16	0'-5 1/2"	a19	A36	



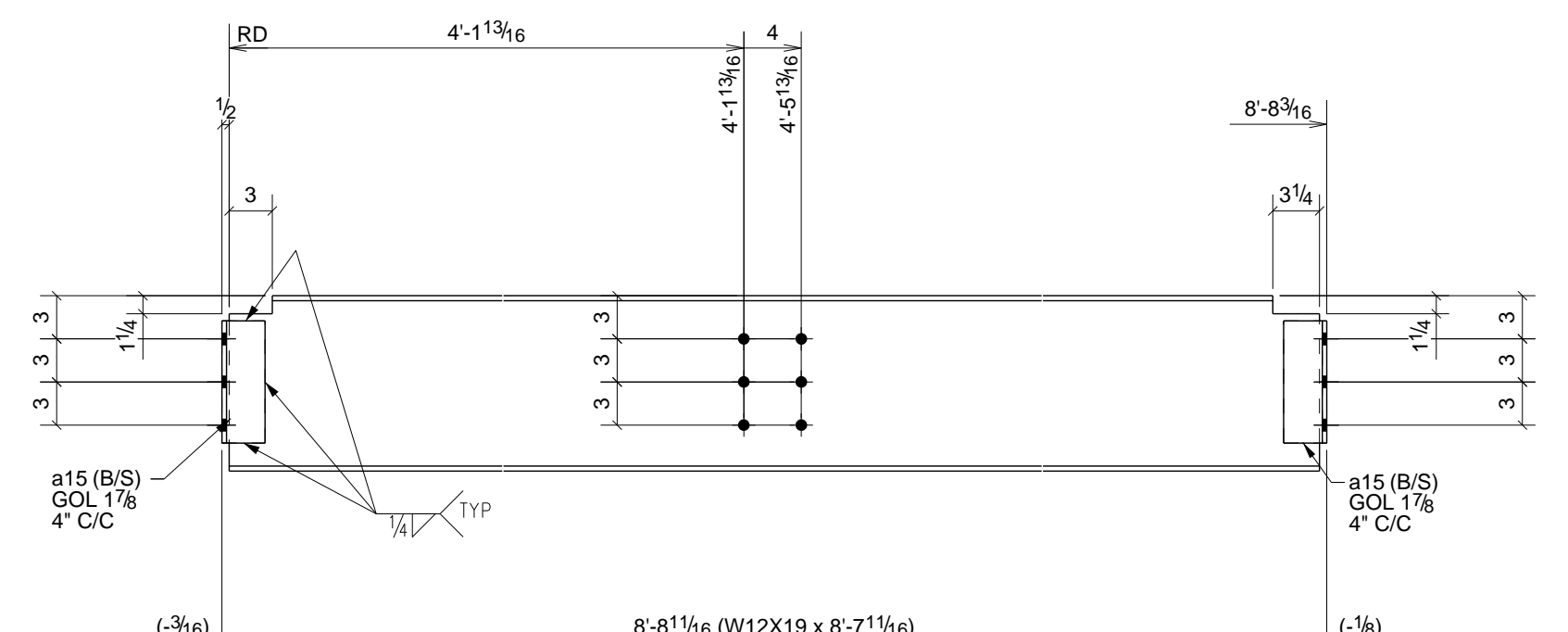
ONE - BEAM - 38B1

W 7 15/16" x 11/4"
F 6 1/2" x 3/8"



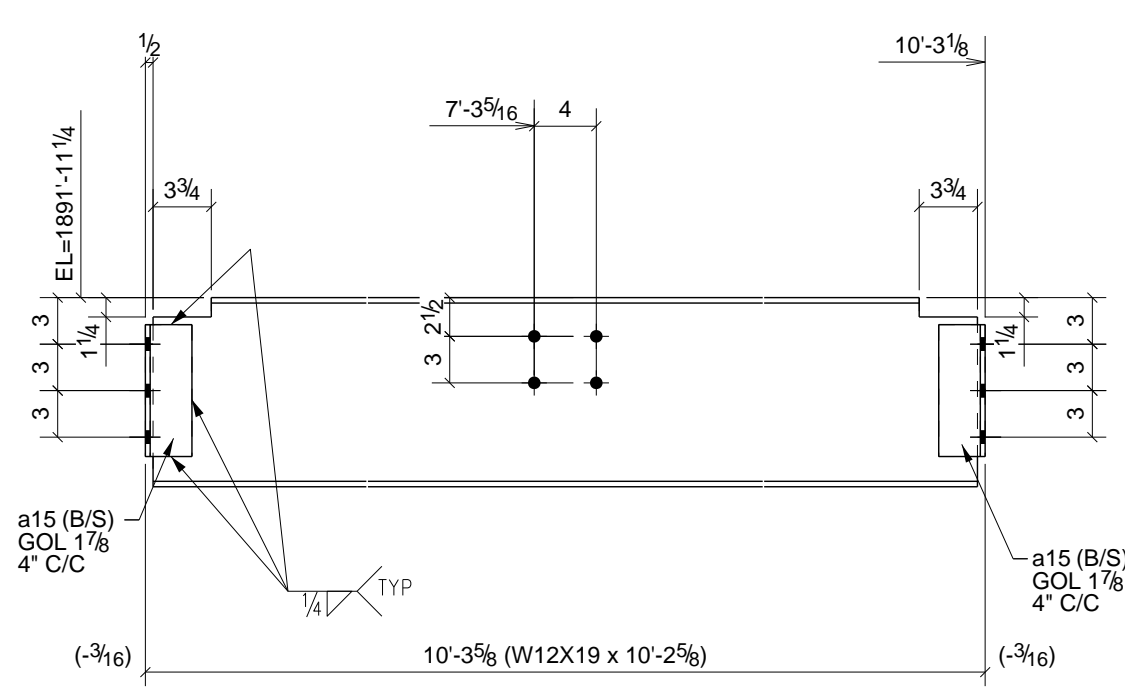
ONE - BEAM - 38B5

W 12 3/16" x 11/4"
F 4" x 3/8"



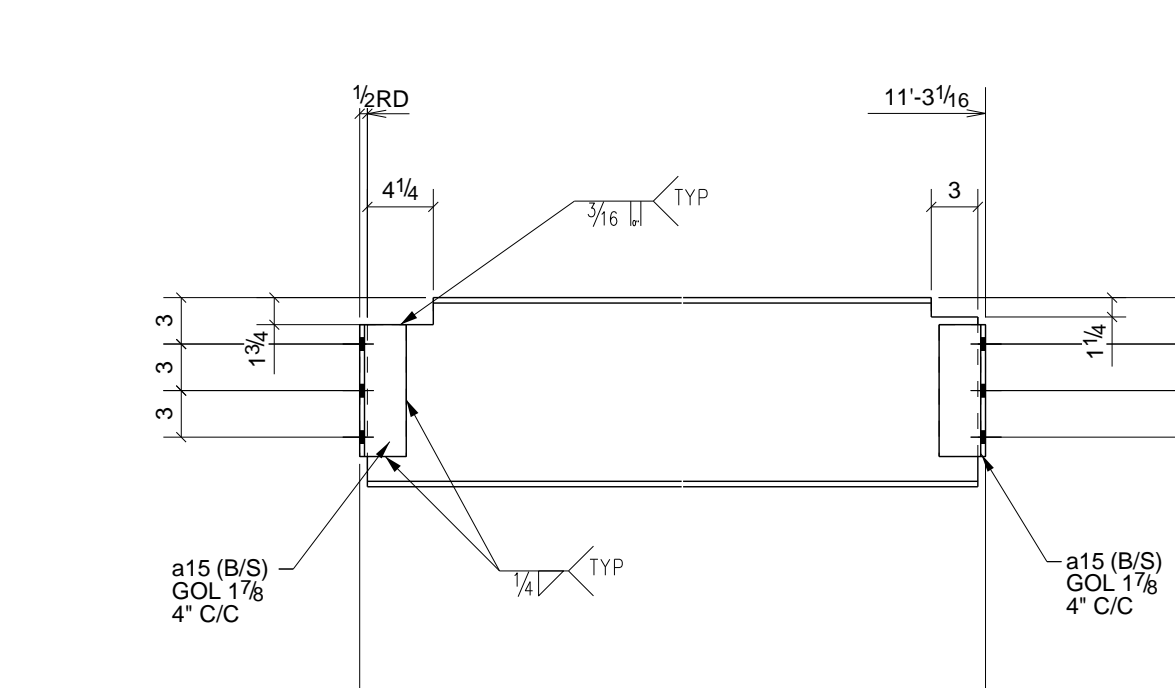
ONE - BEAM - 38B9

W 12 3/16" x 11/4"
F 4" x 3/8"



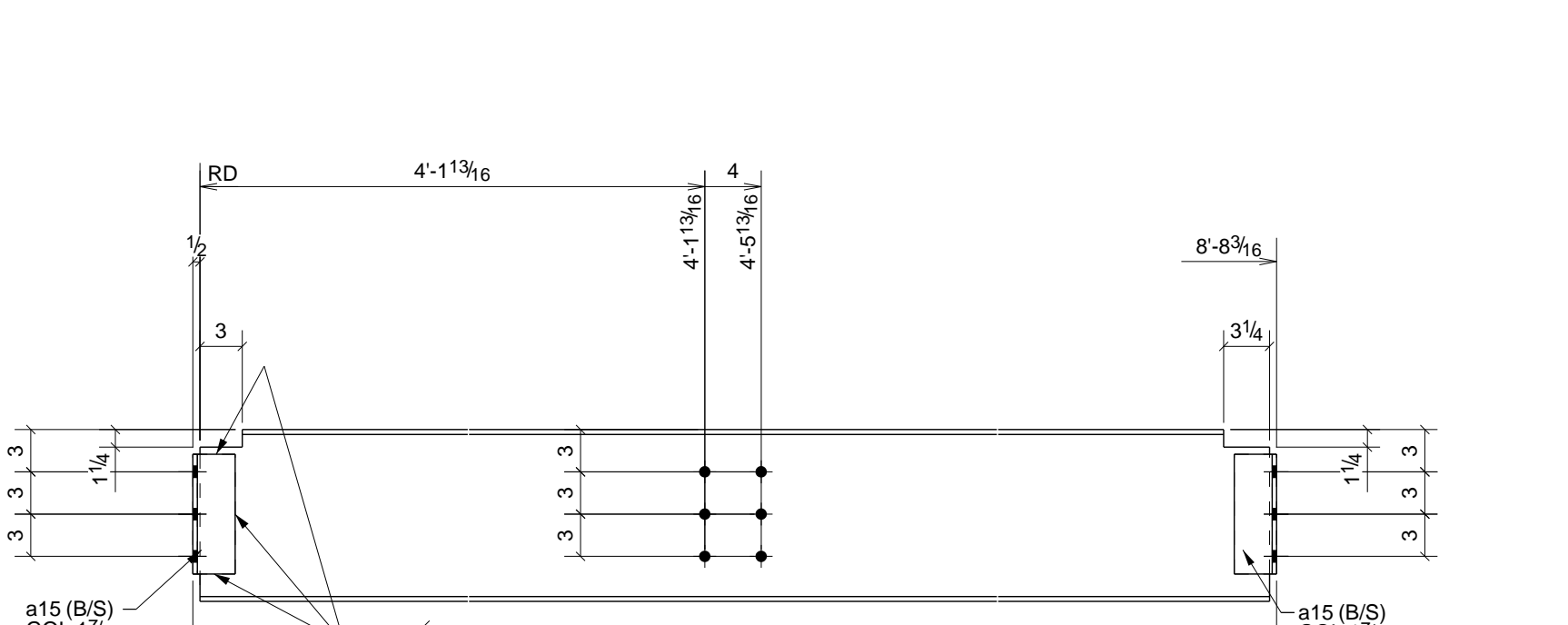
2 - BEAMS - 38B2

W 12 3/16" x 11/4"
F 4" x 3/8"



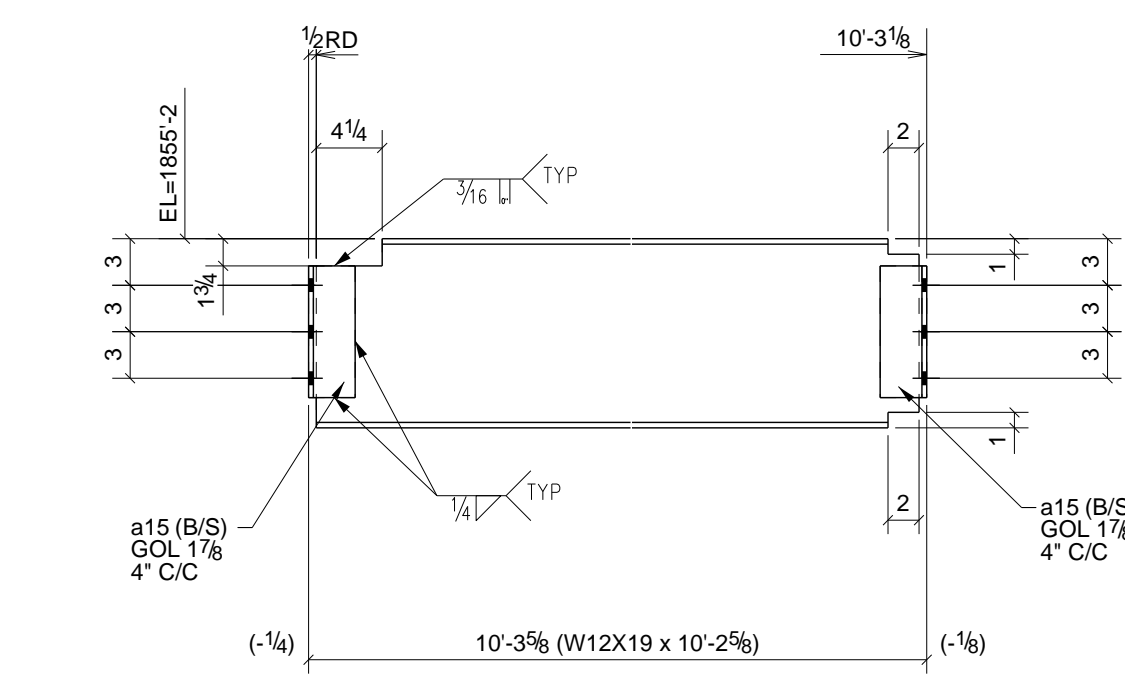
2 - BEAMS - 38B6

W 12 3/16" x 11/4"
F 4" x 3/8"



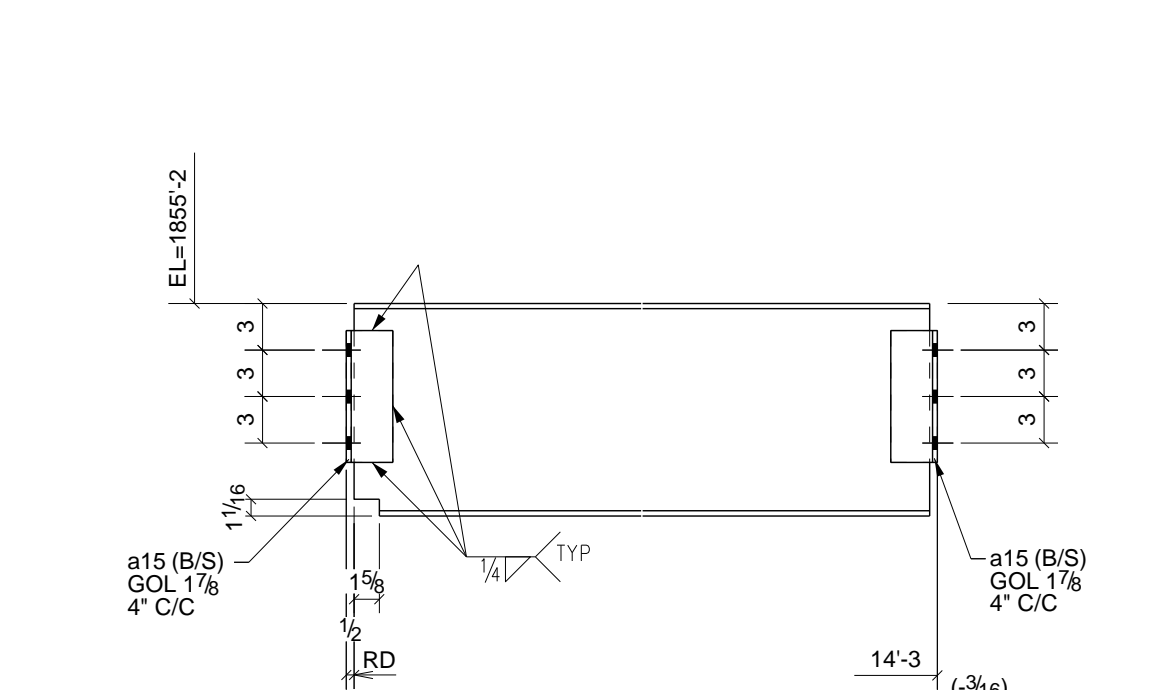
2 - BEAMS - 38B10

W 12 3/16" x 11/4"
F 4" x 3/8"



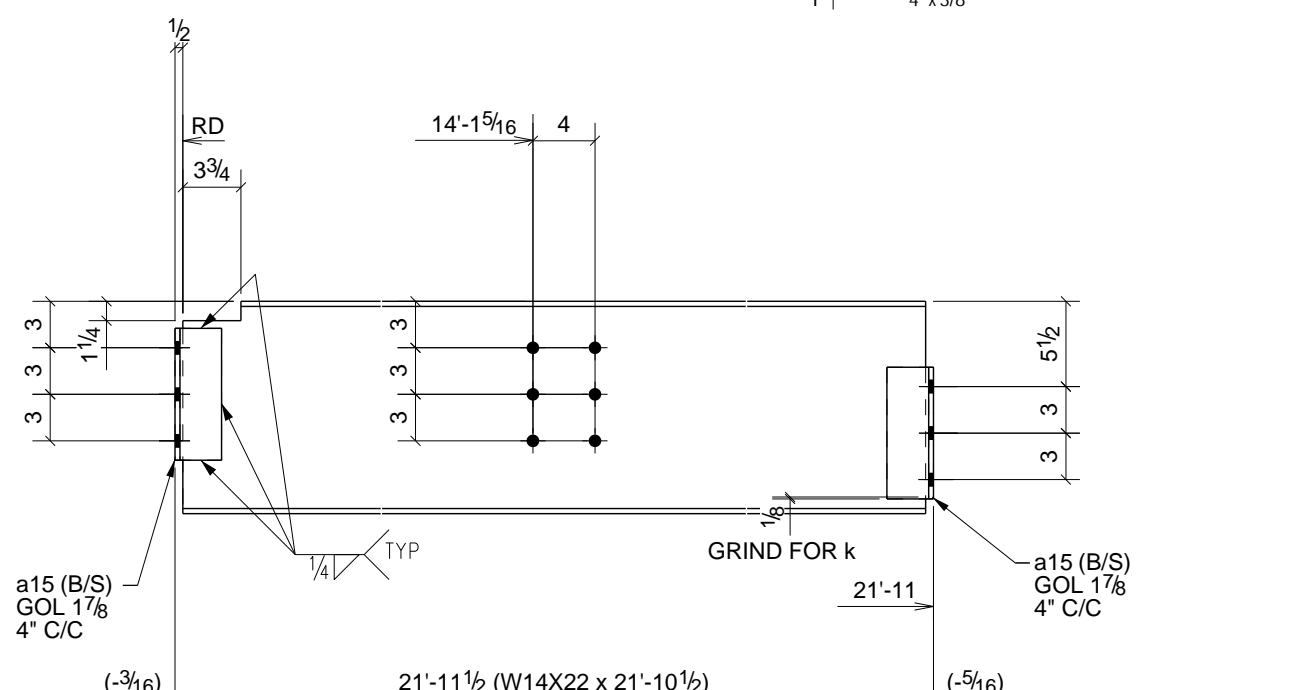
ONE - BEAM - 38B3

W 12 3/16" x 11/4"
F 4" x 3/8"



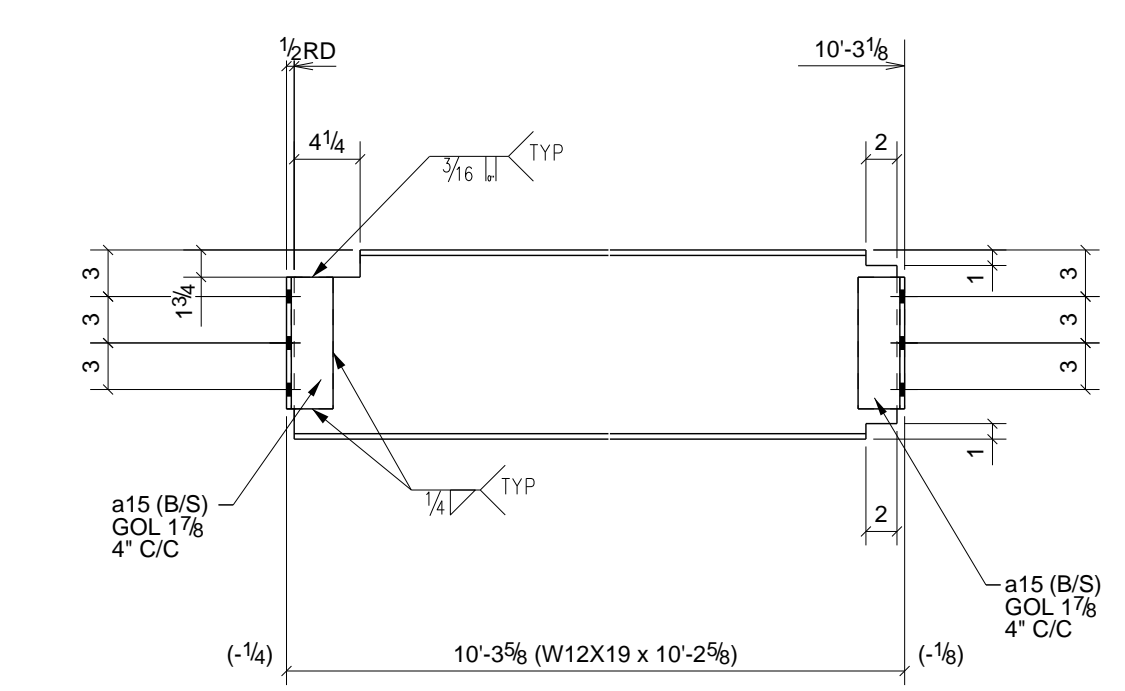
2 - BEAMS - 38B7

W 13 11/16" x 11/4"
F 5" x 5/16"



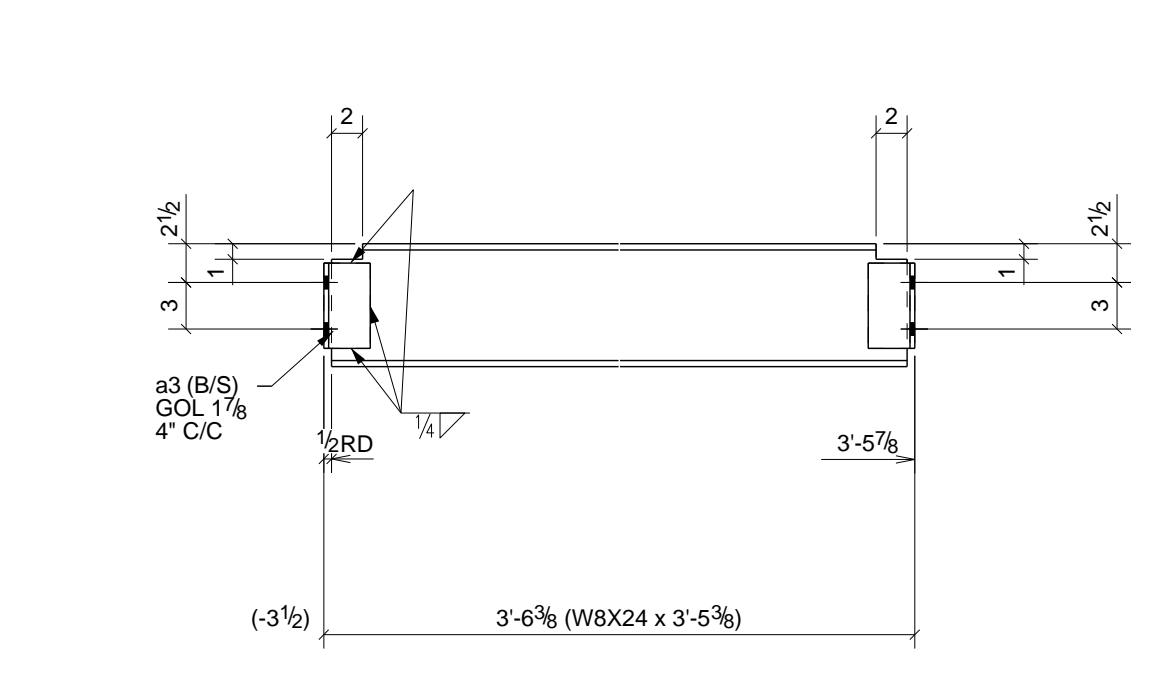
ONE - BEAM - 38B11

W 13 11/16" x 11/4"
F 5" x 5/16"



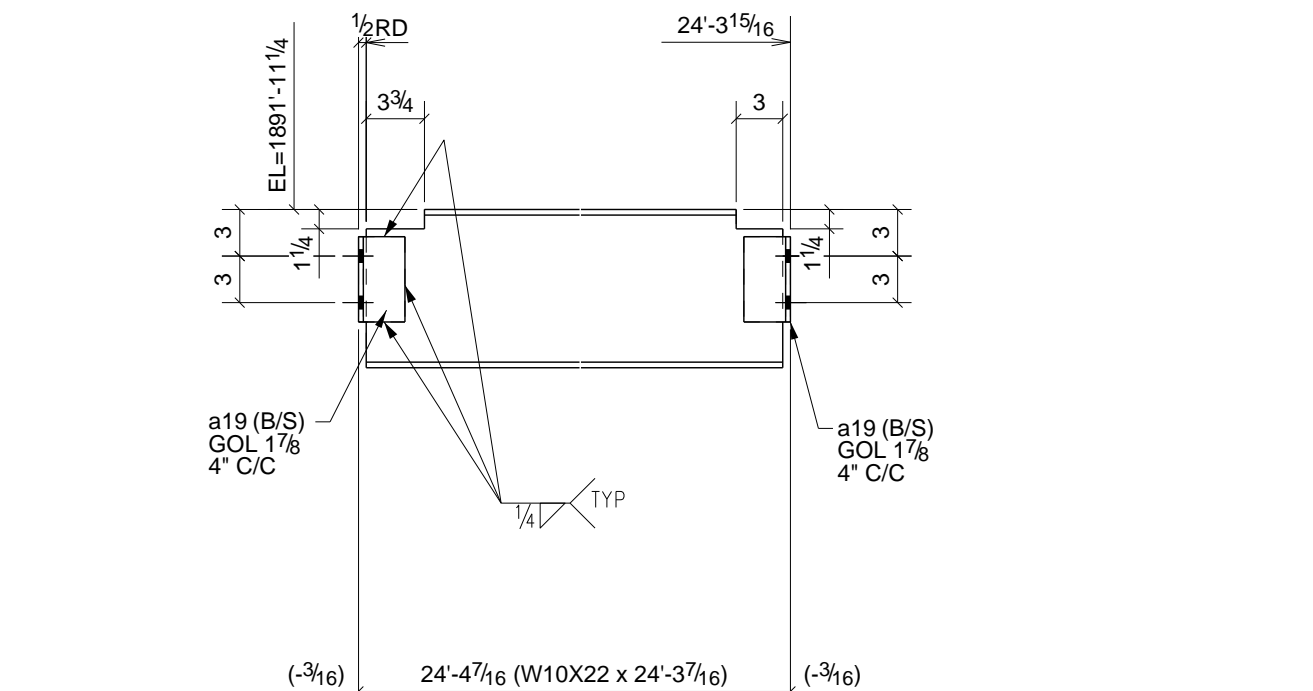
2 - BEAMS - 38B4

W 12 3/16" x 11/4"
F 4" x 3/8"



ONE - BEAM - 38B8

W 7 15/16" x 11/4"
F 6 1/2" x 3/8"



ONE - BEAM - 38B12

W 10 3/16" x 11/4"
F 5 3/4" x 3/8"

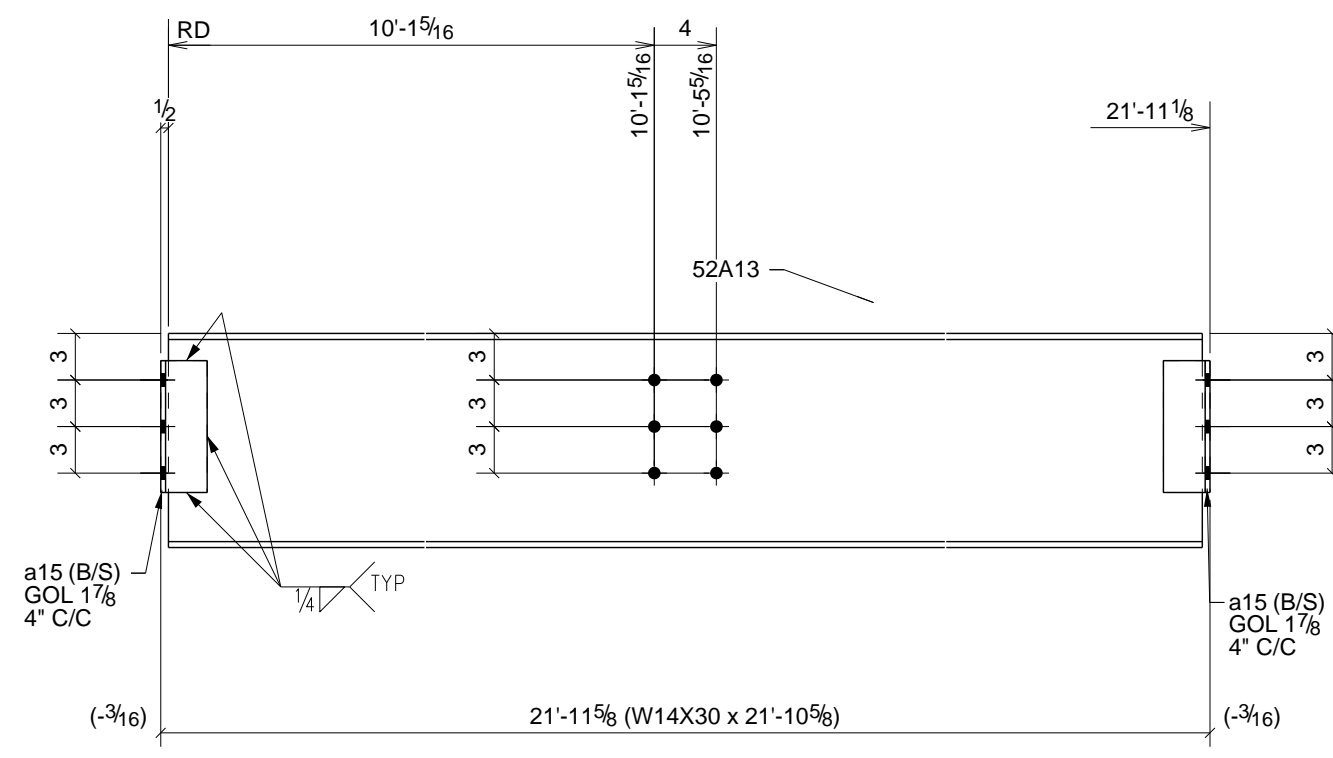
6) APPROVER VERIFY ALL E PLAN ELEVATIONS PRIOR TO FAB.
5) NO PAINT WITHIN 3" OF OPEN HOLES FOR MOMENT FLANGE CONNS.
4) ALL MATERIAL AS NOTED
3) 1-1/4" EDGE DISTANCE UNLESS NOTED.
2) GRIND ALL ROUGH EDGES SMOOTH
1) ALL WELDS 3/16" FILLETS OR BUTT WELDS, UNLESS NOTED, PROCEDURES PER AWS D.1.1 LATEST REV.

GENERAL NOTES:

B	Bl Plate Correction	12/30/10	TMc	TAN
A	For Approval	12/27/10	TMc	TAN
0	For Fabrication F&F	2/22/11	TMc	TH
REV.	DESCRIPTION	DATE	DWN	CHK
GENERAL NOTES				
MATERIAL: A992	UN	ELECTRODES: E70XX LH	REF. DRG.	JOB USE
HOLES: 13/16	DIA. UN	CONNS: A325N - U.N.		SHOP
SURFACE PREP: AND PAINT: SSPC-SP3 #30-18, Red Oxide				APPROVAL
DESCRIPTION: BEAM DETAILS				
PROJ. NAME St Marys Medical Center				
LOCATION 1102 Million Dollar Highway, St. Marys, PA.				
CONTRACTOR Hallstrom Construction, Inc. ARCH/ KTH Architects, Inc./Lee-Simpson Assoc., Inc. ENG.				
DRAWN BY TMc				
DATE 12/27/2010				
CHKD. BY TH				
DATE				
JOB No. 3-21375				
DRG. No. 38				
REV. 0				

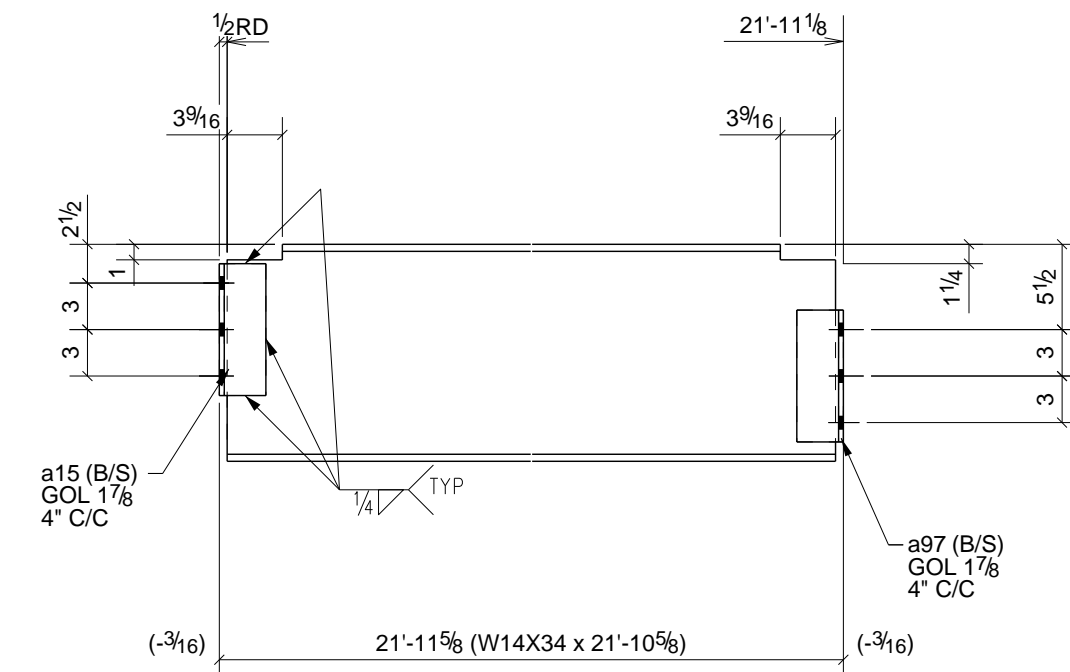


Altoona Pipe and Steel Supply Co.
1128 Ninth Avenue
Altoona, Pa 16603-0112
(814) 944-1631



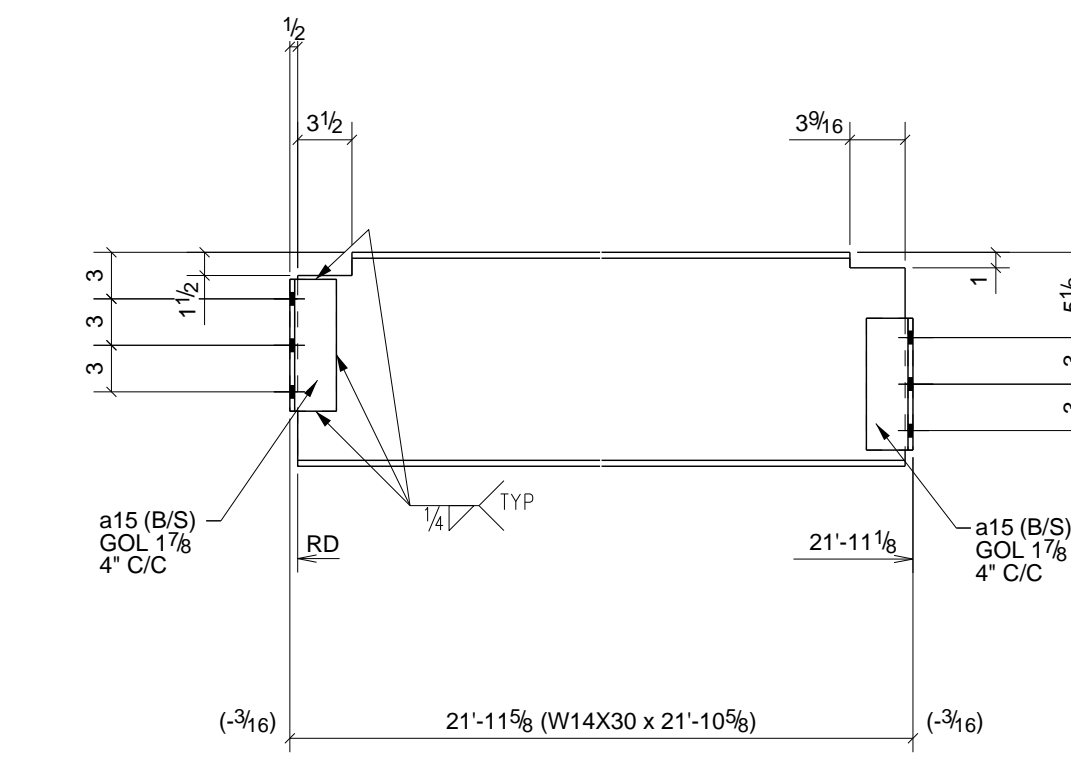
ONE - BEAM - 39B1

W 13 13/16" x 1/4"
F 6 3/4" x 3/8"



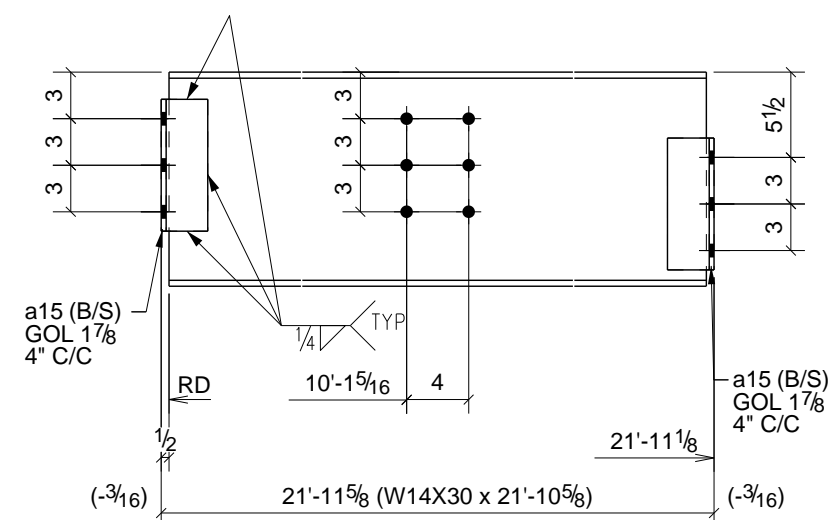
2 - BEAMS - 39B4

W 14" x 1/4"
F 6 3/4" x 7/16"



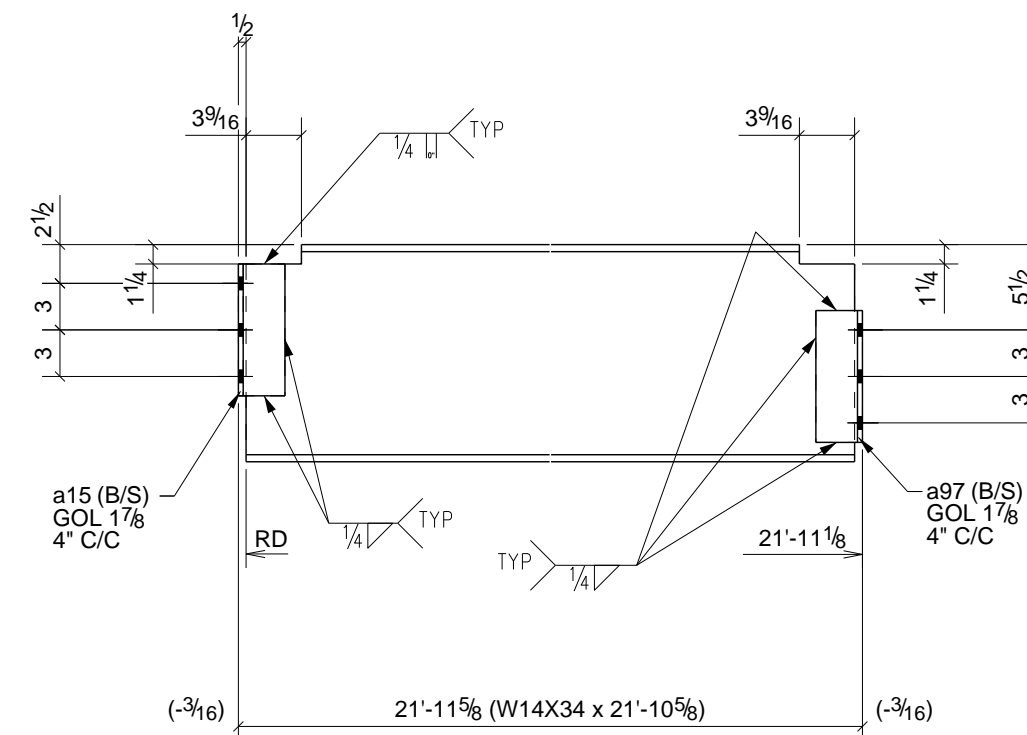
ONE - BEAM - 39B8

W 13 13/16" x 1/4"
F 6 3/4" x 3/8"



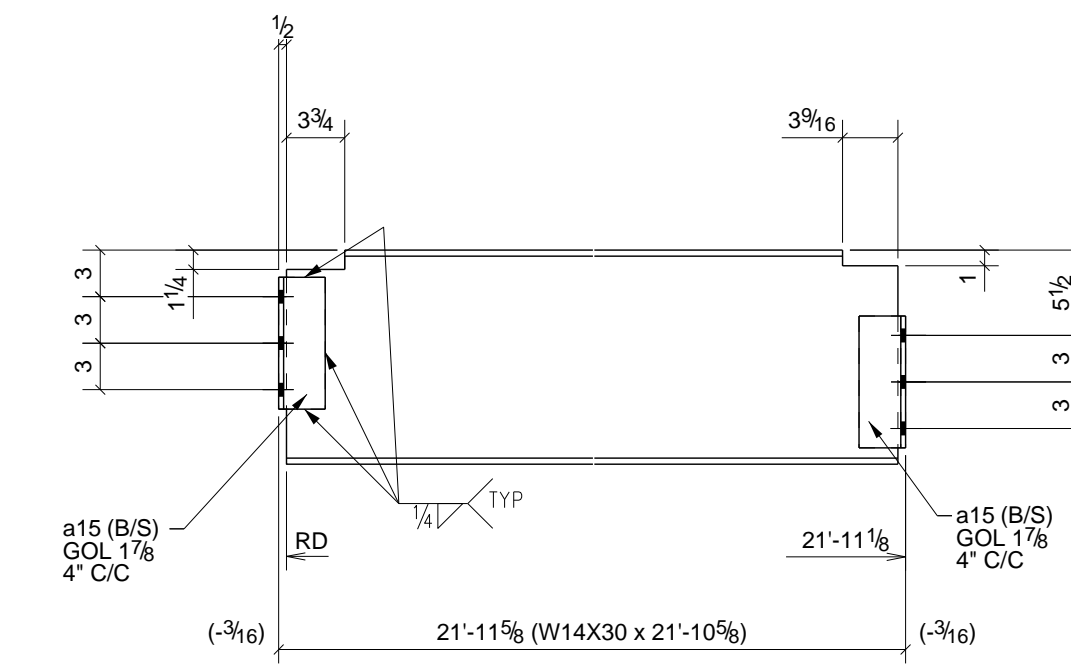
ONE - BEAM - 39B2

W 13 13/16" x 1/4"
F 6 3/4" x 3/8"



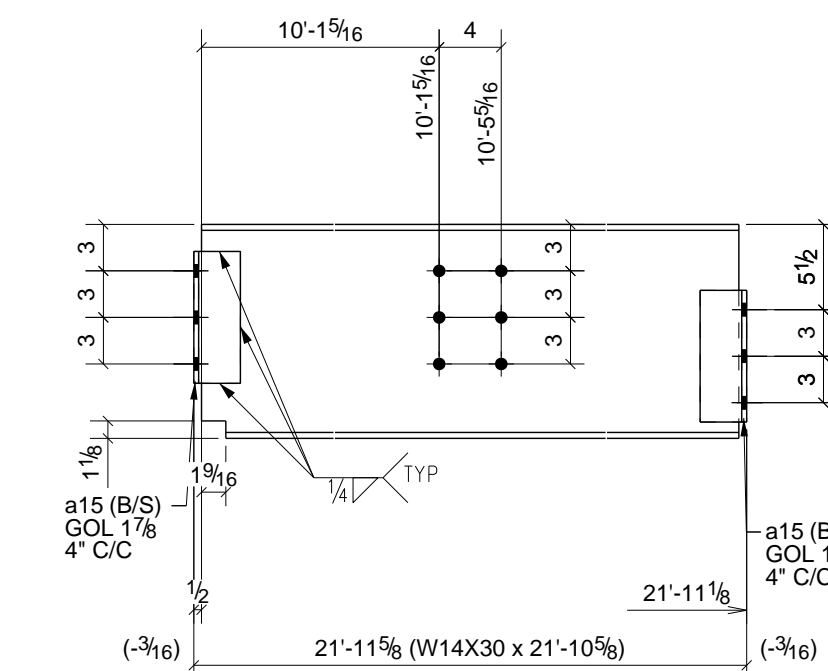
ONE - BEAM - 39B6

W 14" x 1/4"
F 6 3/4" x 7/16"



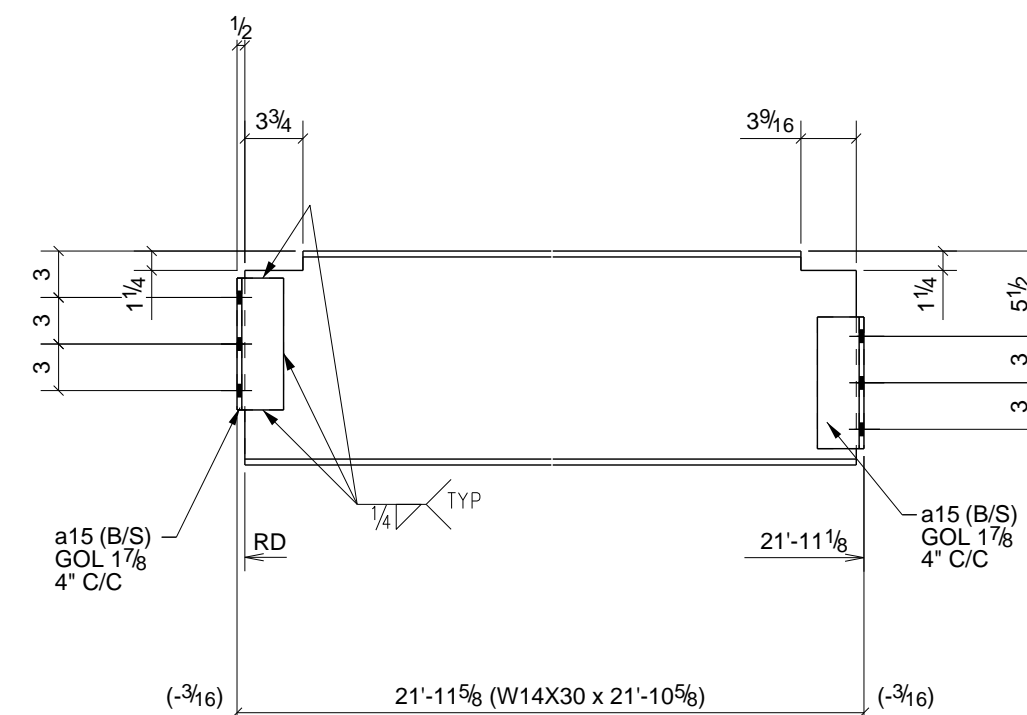
ONE - BEAM - 39B9

W 13 13/16" x 1/4"
F 6 3/4" x 3/8"



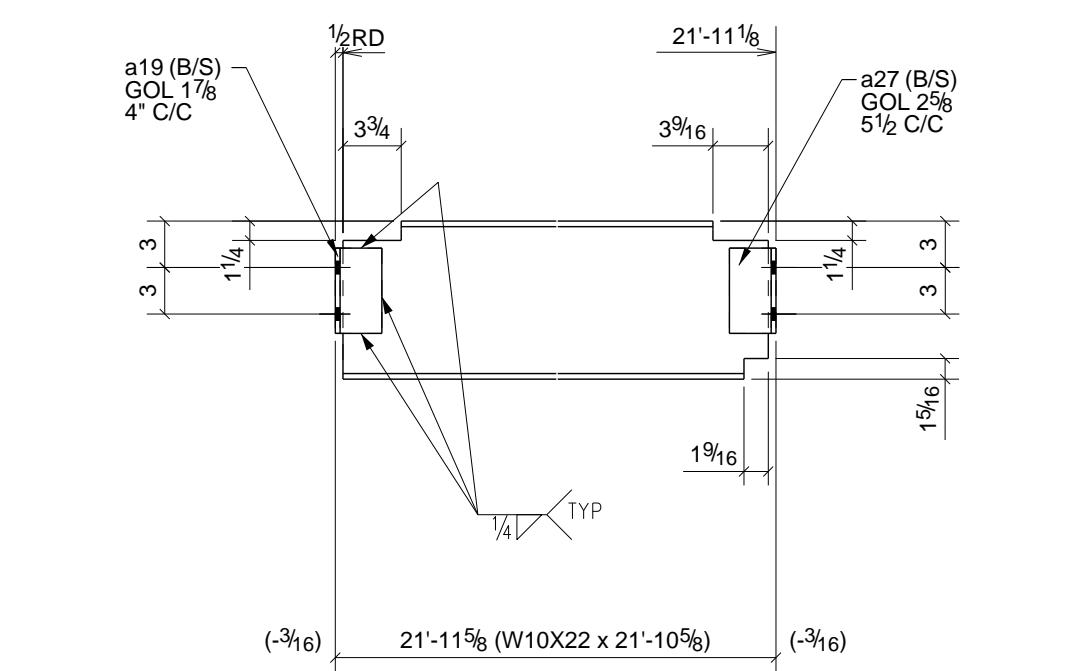
ONE - BEAM - 39B3

W 13 13/16" x 1/4"
F 6 3/4" x 3/8"



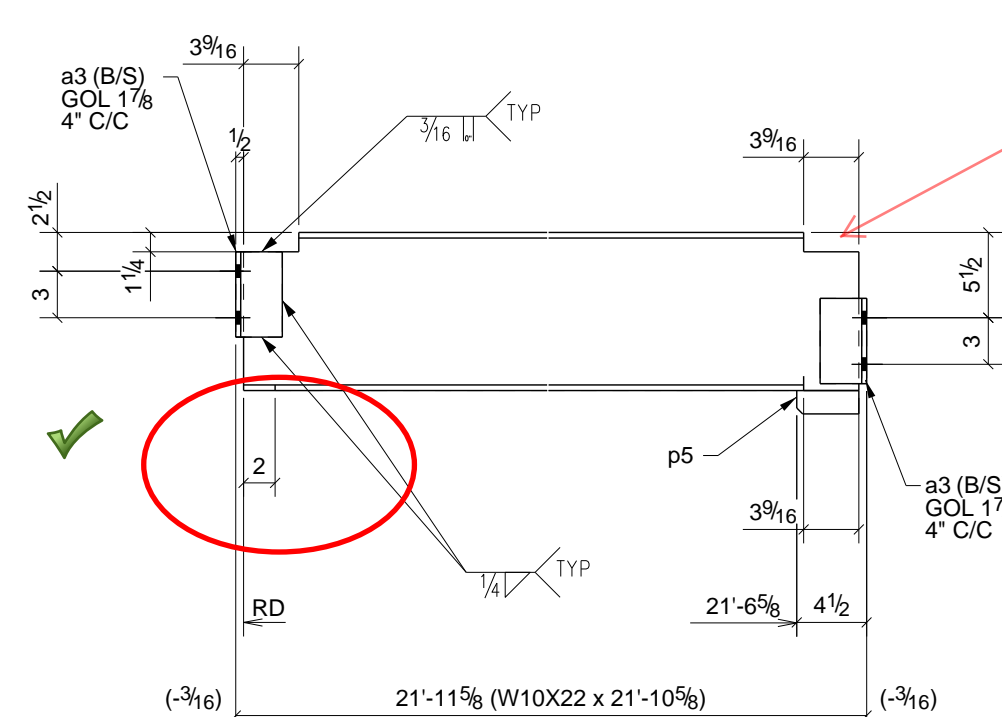
ONE - BEAM - 39B7

W 13 13/16" x 1/4"
F 6 3/4" x 3/8"



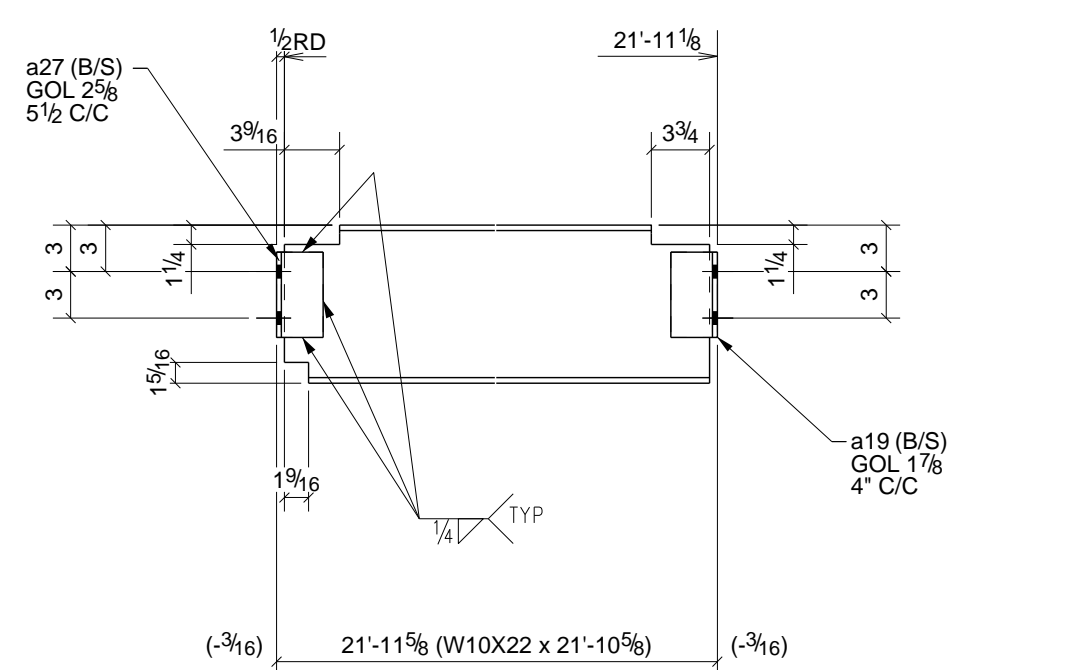
ONE - BEAM - 39B10

W 10 3/16" x 1/4"
F 5 3/4" x 3/8"



ONE - BEAM - 39B12

W 10 9/16" x 1/4"
F 5 3/4" x 3/8"



ONE - BEAM - 39B11

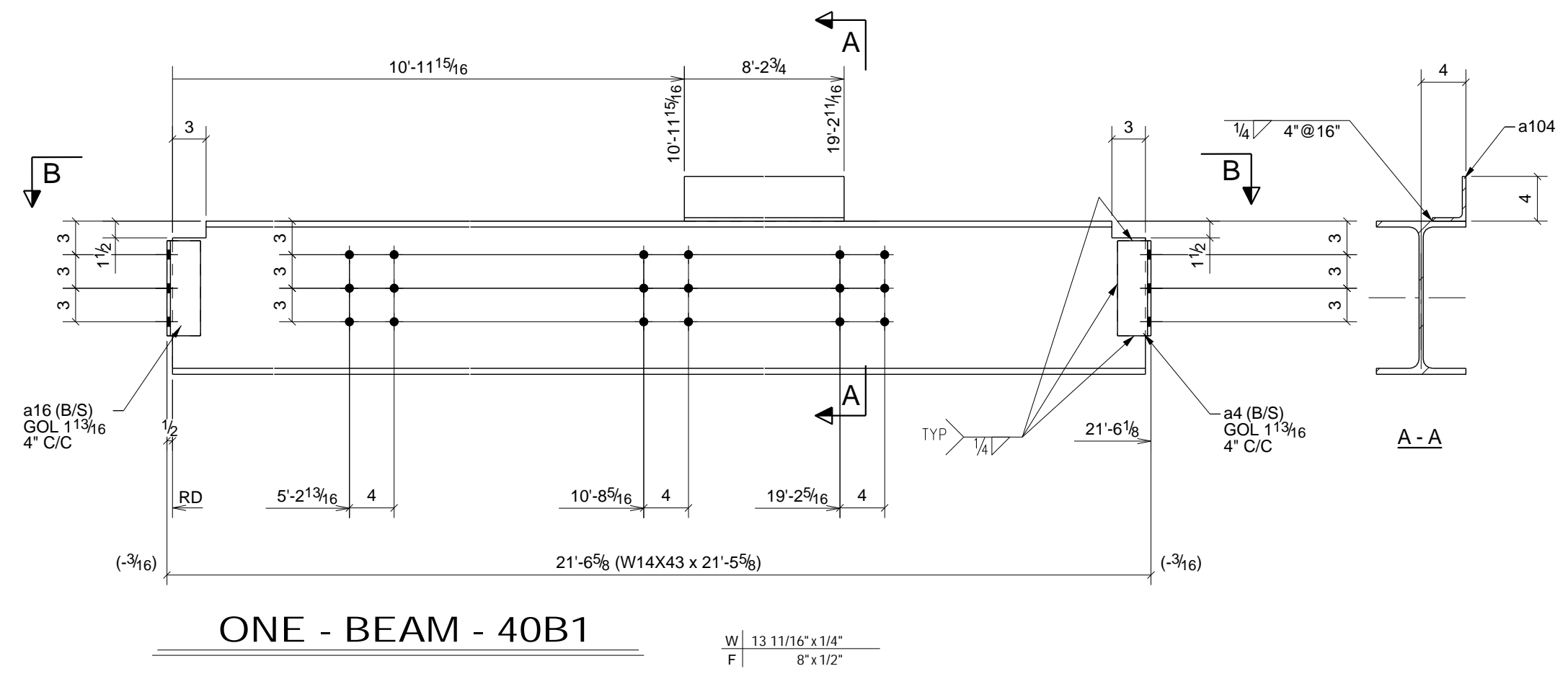
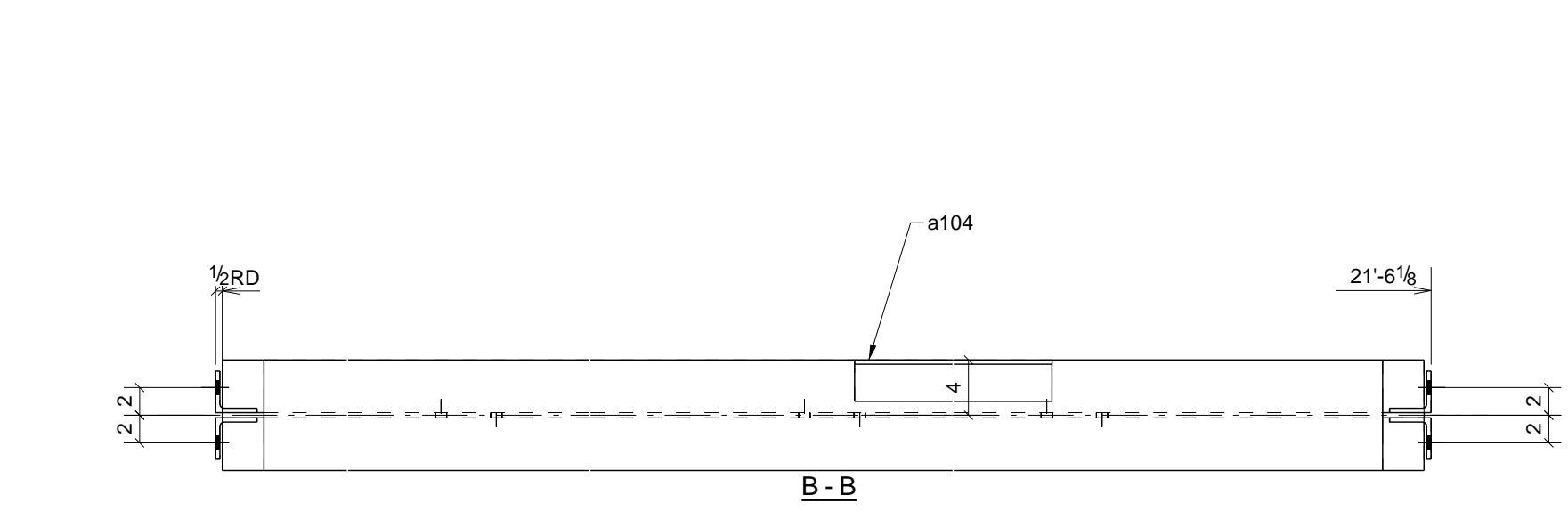
W 10 3/16" x 1/4"
F 5 3/4" x 3/8"

PHASE					BILL OF MATERIAL							
1	2	3	4	5	SHIP	MARK	NO PCS	DESCRIPTION	LENGTH	PIECE MARK	REMARKS - PROC./GR.	ABM #
1	0	0	0	0	1	39B1	1	W14X30	21'-10 5/8"		SQ-2 A992	B65
							4	L3X3X5/16	0'-8 1/2"	a15	A36	
0	1	0	0	0	1	39B2	1	W14X30	21'-10 5/8"		SQ-2 A992	B66
							4	L3X3X5/16	0'-8 1/2"	a15	A36	
0	0	1	0	0	1	39B3	1	W14X30	21'-10 5/8"		SQ-2 A992	B67
							4	L3X3X5/16	0'-8 1/2"	a15	A36	
0	1	1	0	0	2	39B4	2	W14X34	21'-10 5/8"		SQ-2 A992	B69
							4	L3X3X5/16	0'-8 1/2"	a15	A36	
							4	L3X3X5/16	0'-8 1/2"	a97	A36	
1	0	0	0	0	1	39B6	1	W14X34	21'-10 5/8"		SQ-2 A992	B71
							2	L3X3X5/16	0'-8 1/2"	a15	A36	
							2	L3X3X5/16	0'-8 1/2"	a97	A36	
1	0	0	0	0	1	39B7	1	W14X30	21'-10 5/8"		SQ-2 A992	B74
							4	L3X3X5/16	0'-8 1/2"	a15	A36	
0	1	0	0	0	1	39B8	1	W14X30	21'-10 5/8"		SQ-2 A992	B75
							4	L3X3X5/16	0'-8 1/2"	a15	A36	
0	0	1	0	0	1	39B9	1	W14X30	21'-10 5/8"		SQ-2 A992	B76
							4	L3X3X5/16	0'-8 1/2"	a15	A36	
0	0	0	1	0	1	39B10	1	W10X22	21'-10 5/8"		SQ-2 A992	B77
							2	L3X3X5/16	0'-5 1/2"	a19	A36	
							2	L4X3X5/16	0'-5 1/2"	a27	A36	
0	0	0	1	0	1	39B11	1	W10X22	21'-10 5/8"		SQ-2 A992	B77
							2	L3X3X5/16	0'-5 1/2"	a19	A36	
							2	L4X3X5/16	0'-5 1/2"	a27	A36	
0	0	0	1	0	1	39B12	1	W10X22	21'-10 5/8"		SQ-2 A992	B70
							4	L3X3X5/16	0'-5 1/2"	a3	A36	
							1	BAR 1/4" X 1 1/2"	0'-4"	p5	A36	

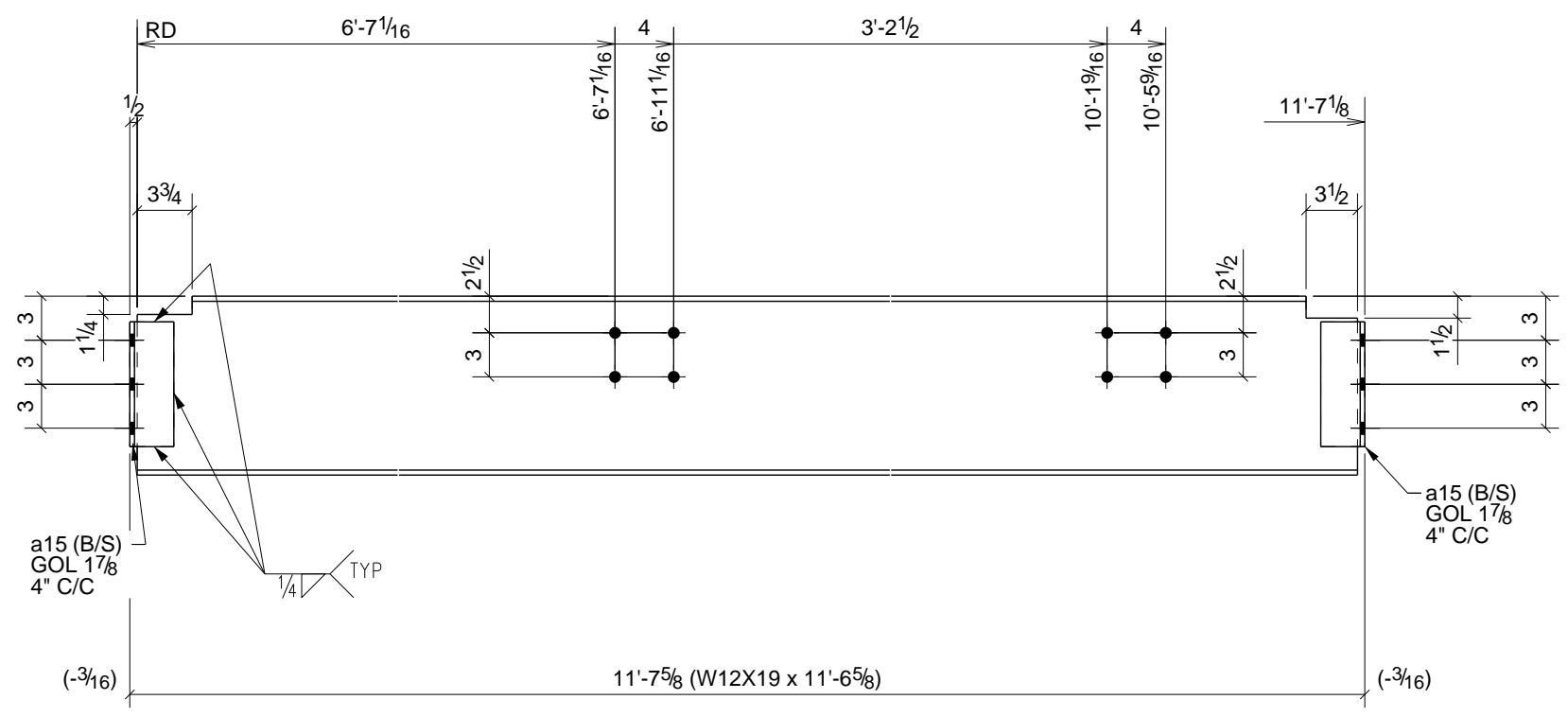
6) APPROVER VERIFY ALL E PLAN ELEVATIONS PRIOR TO FAB.
 5) NO PAINT WITHIN 3" OF OPEN HOLES FOR MOMENT FLANGE CONNS.
 4) ALL MATERIAL AS NOTED
 3) 1-1/4" EDGE DISTANCE UNLESS NOTED.
 2) GRIND ALL ROUGH EDGES SMOOTH
 1) ALL WELDS 3/16" FILLETS OR BUTT WELDS, UNLESS NOTED, PROCEDURES PER AWS D.1.1 LATEST REV.

GENERAL NOTES:

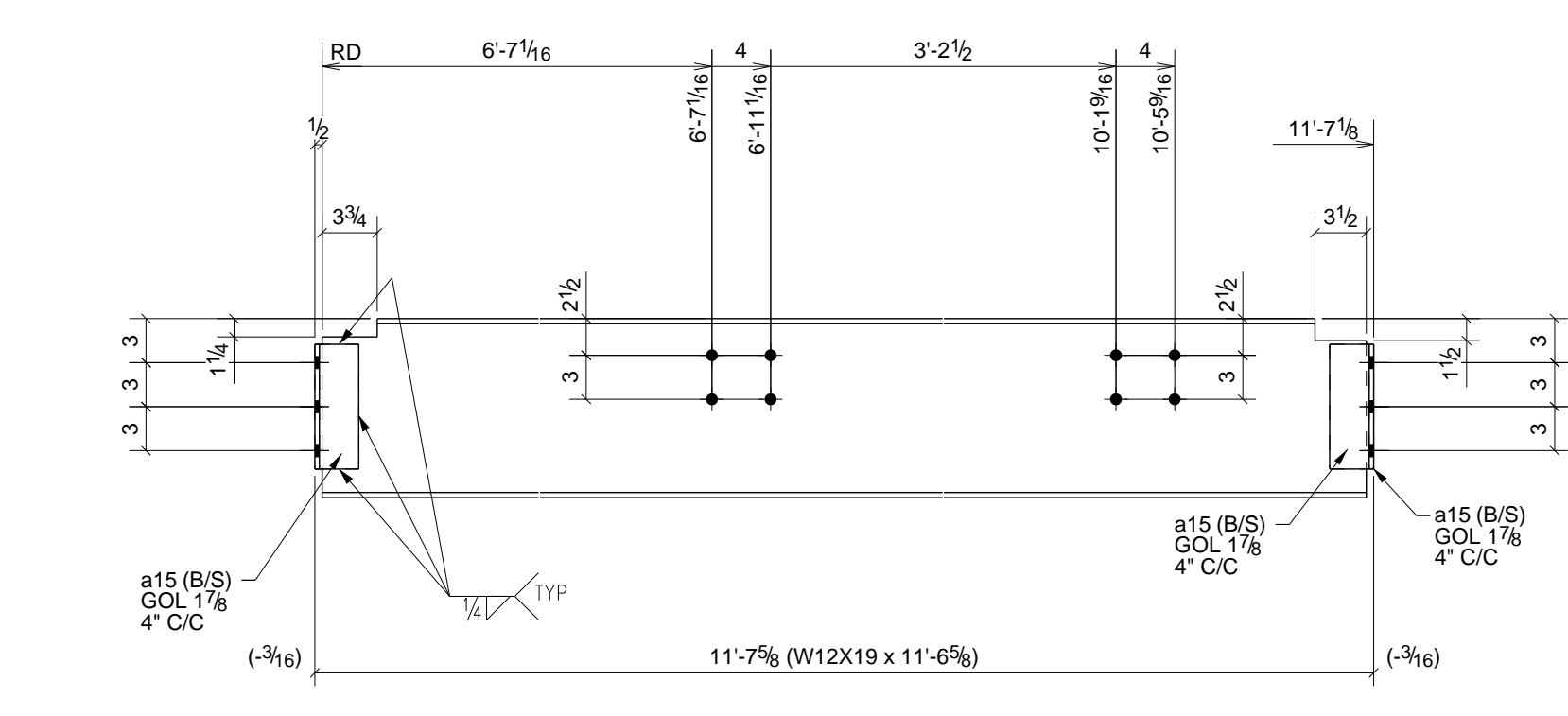
A	For Approval	12/27/10	TMc	TAN
0	For Fabrication F&F	2/22/11	TMc	TH
REV.	DESCRIPTION	DATE	DWN	CHK
GENERAL NOTES				
MATERIAL: A992	UN ELECTRODES: E70XX LH	REF. DRG.	JOB USE	
HOLES: 13/16 DIA. UN	CONNS: A325N - U.N.		SHOP	
SURFACE PREP. AND PAINT:			APPROVAL	
SSPC-SP3 #30-18, Red Oxide				
DESCRIPTION: BEAM DETAILS				
PROJ. NAME	St Marys Medical Center			
LOCATION	1102 Million Dollar Highway, St. Marys, PA.			
CONTRACTOR	Hallstrom Construction, Inc.	ARCH/ENG.	KTH Architects, Inc./Lee-Simpson Assoc., Inc	
Altoona Pipe And Steel Supply Co. 1128 Ninth Avenue Altoona, Pa 16603-0112 (814) 944-1631			DRAWN BY TMc	DATE 12/27/2010
			CHKD. BY TH	DATE
			JOB No. 3-21375	REV. 0



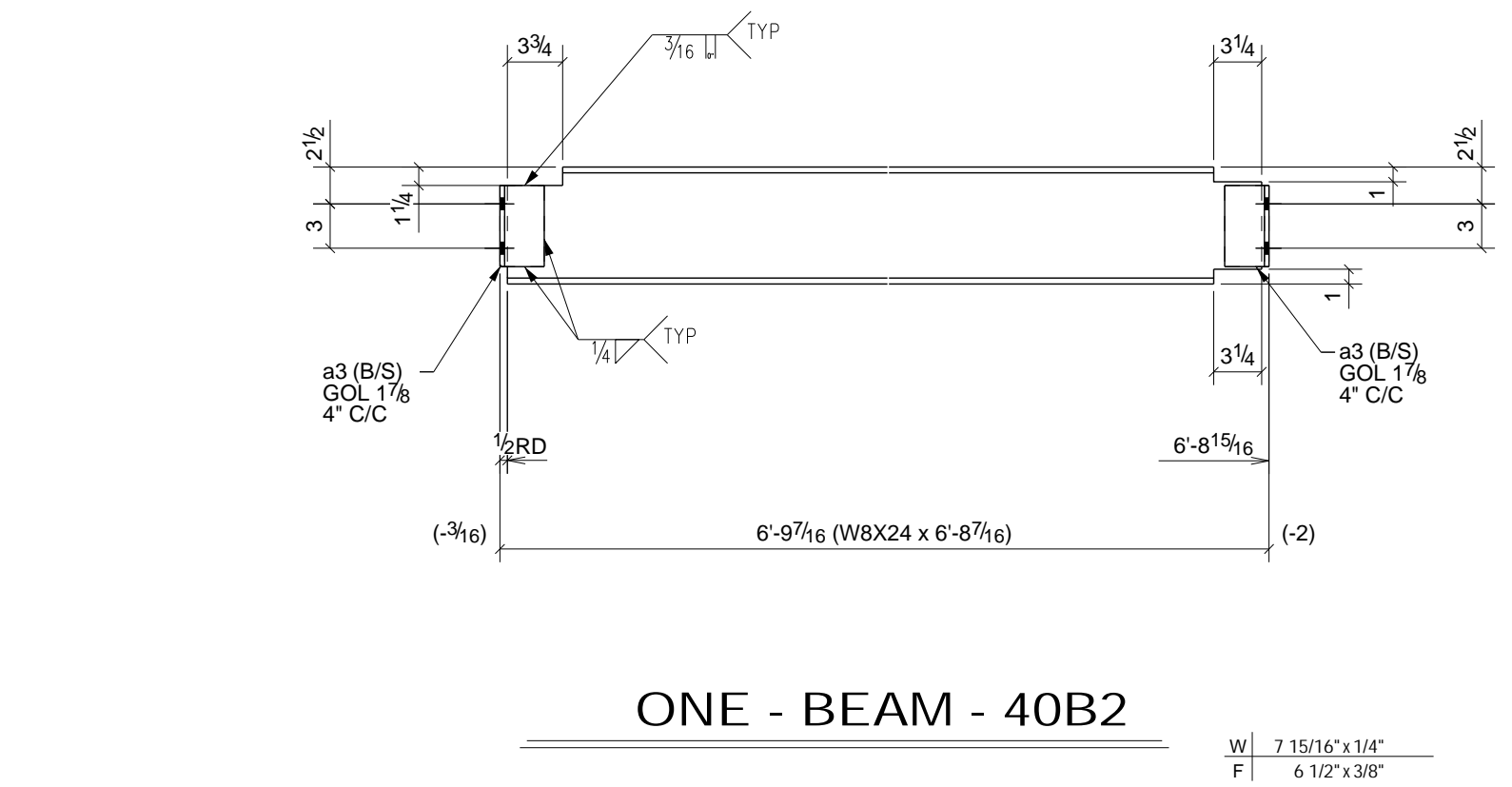
ONE - BEAM - 40B1
W 13.116' x 14"
F 8' x 12"



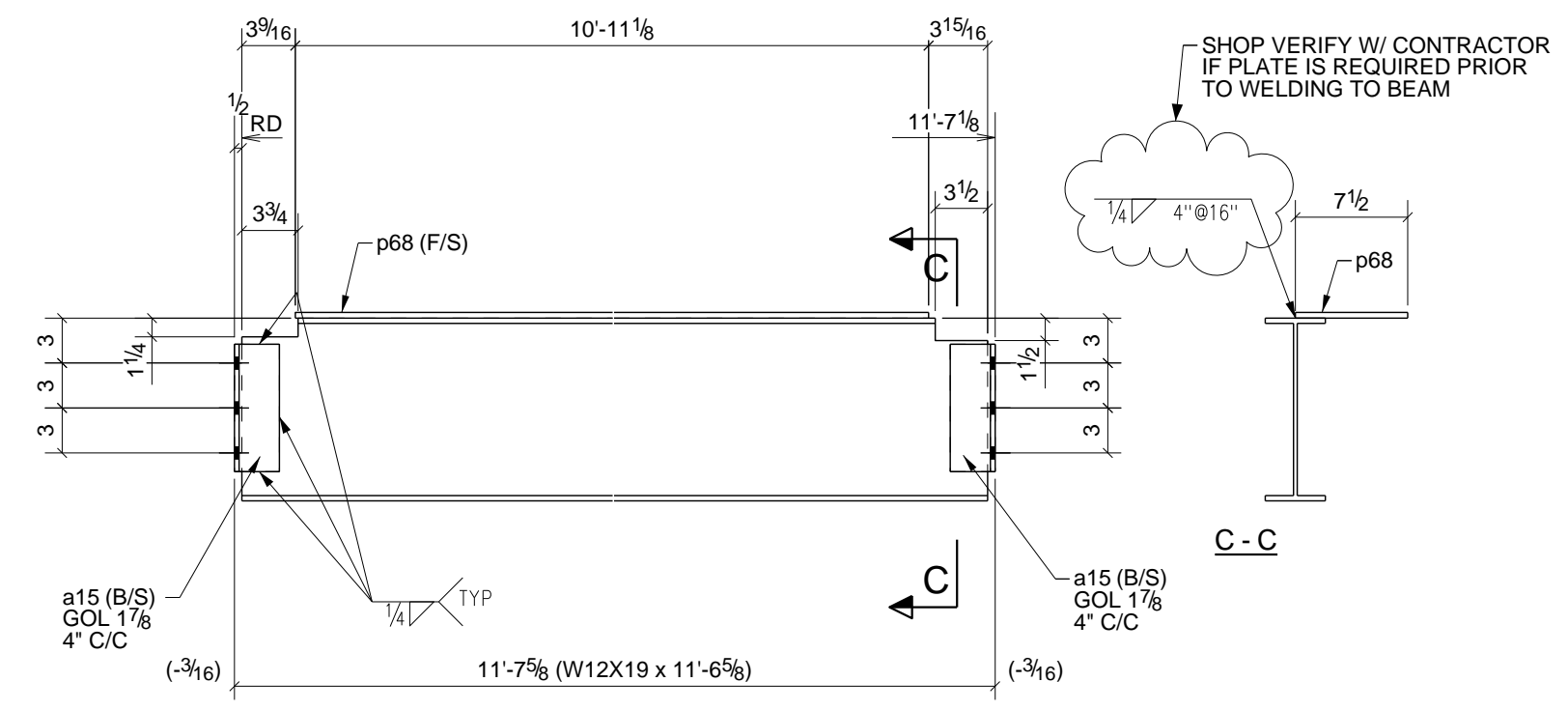
ONE - BEAM - 40B4
W 12.316' x 14"
F 4' x 3/8"



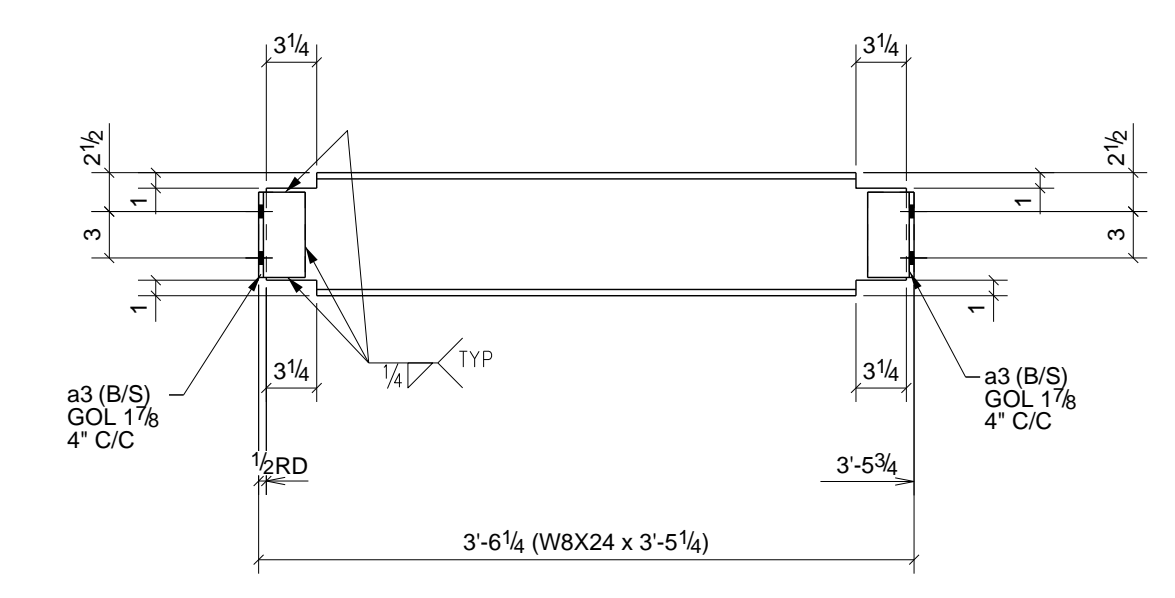
ONE - BEAM - 40B5
W 12.316' x 14"
F 4' x 3/8"



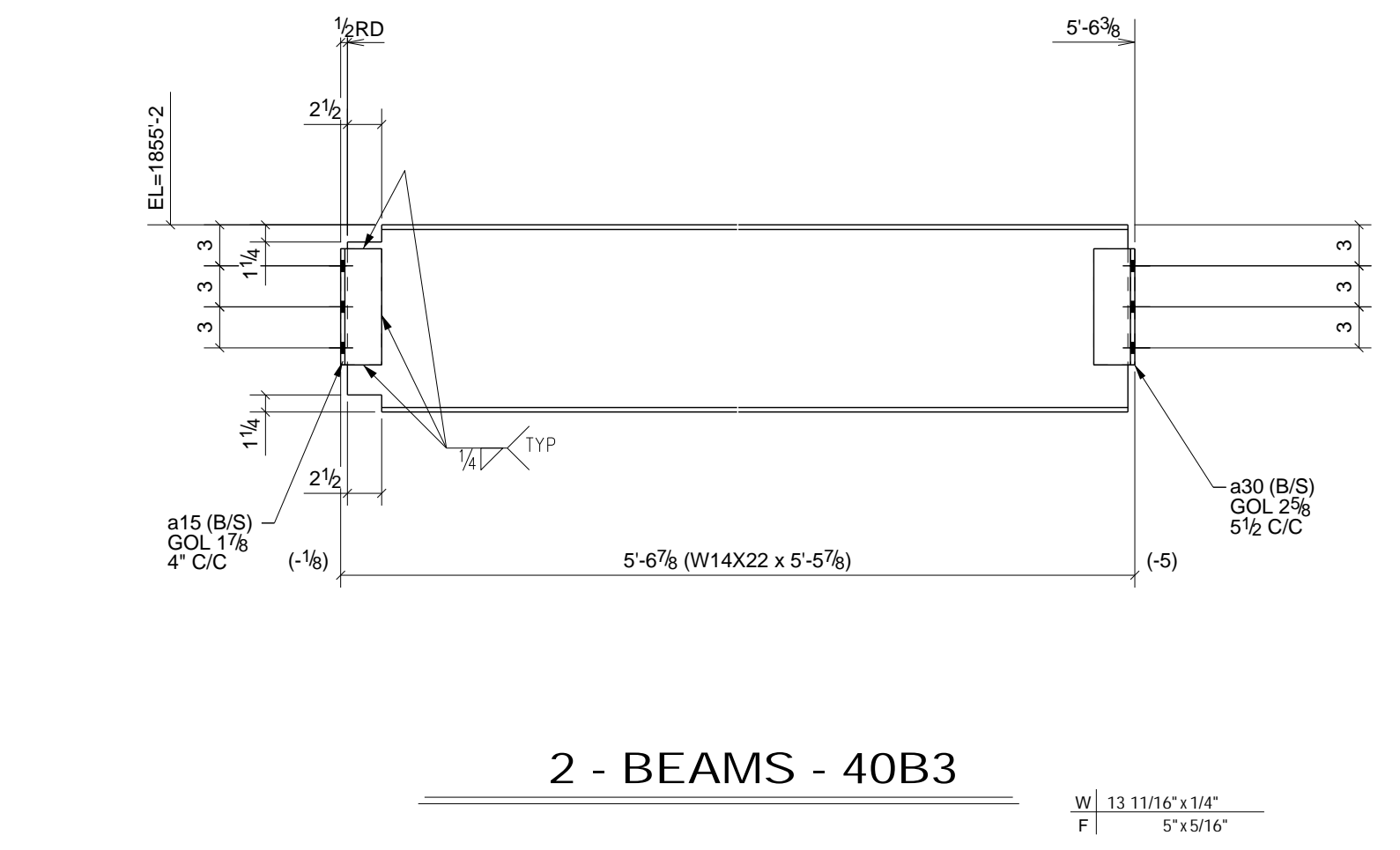
ONE - BEAM - 40B2
W 7.1516' x 14"
F 6 1/2' x 3/8"



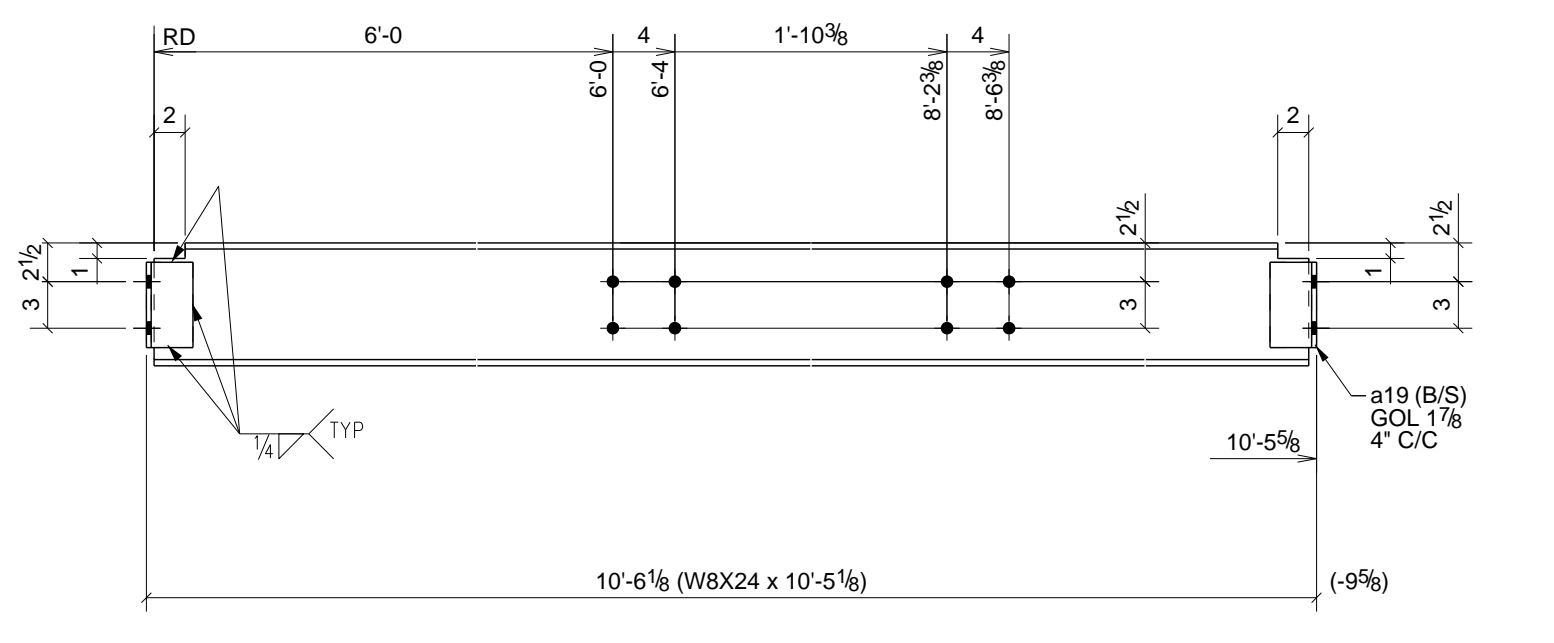
ONE - BEAM - 40B6
W 12.316' x 14"
F 4' x 3/8"



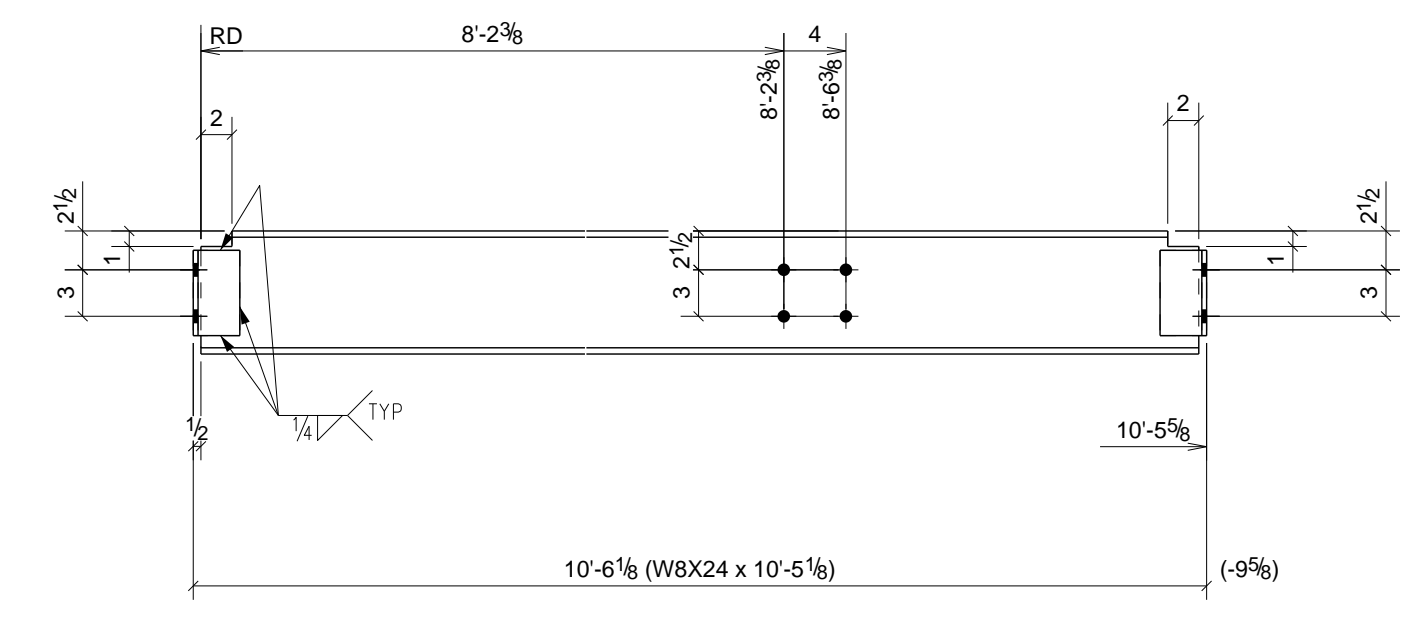
ONE - BEAM - 40B8
W 7.1516' x 14"
F 6 1/2' x 3/8"



2 - BEAMS - 40B3
W 13.116' x 14"
F 5' x 1/16"



ONE - BEAM - 40B7
W 7.1516' x 14"
F 6 1/2' x 3/8"



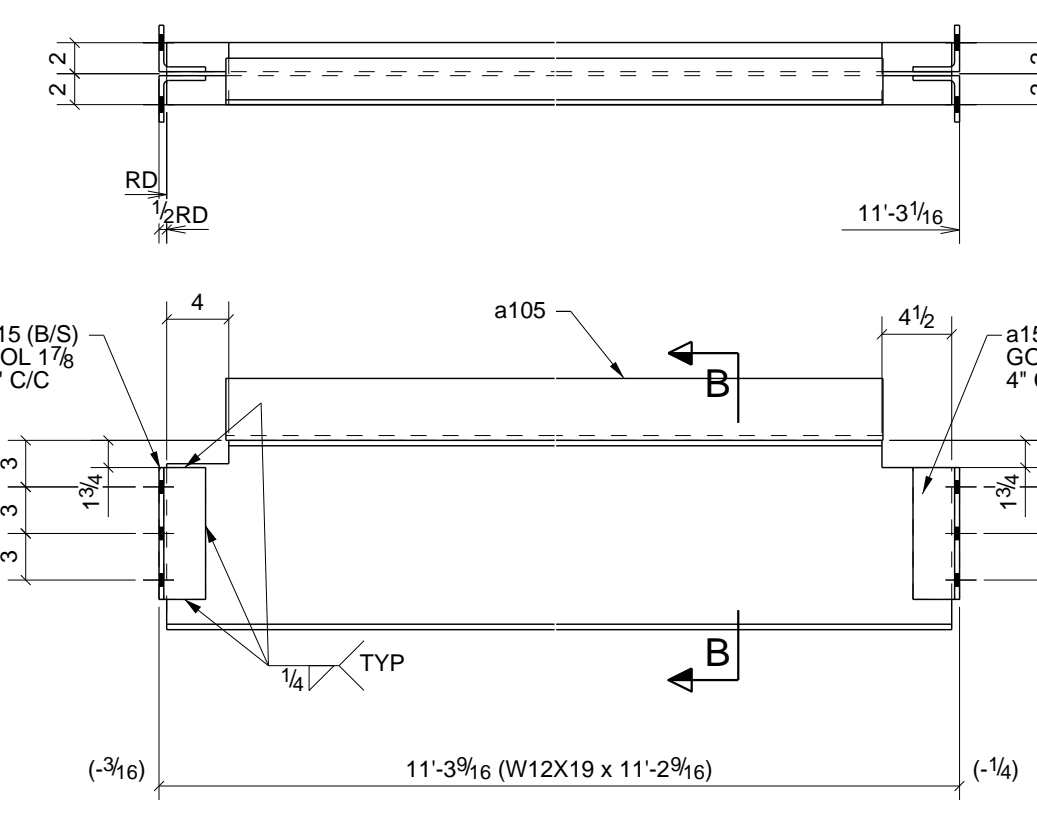
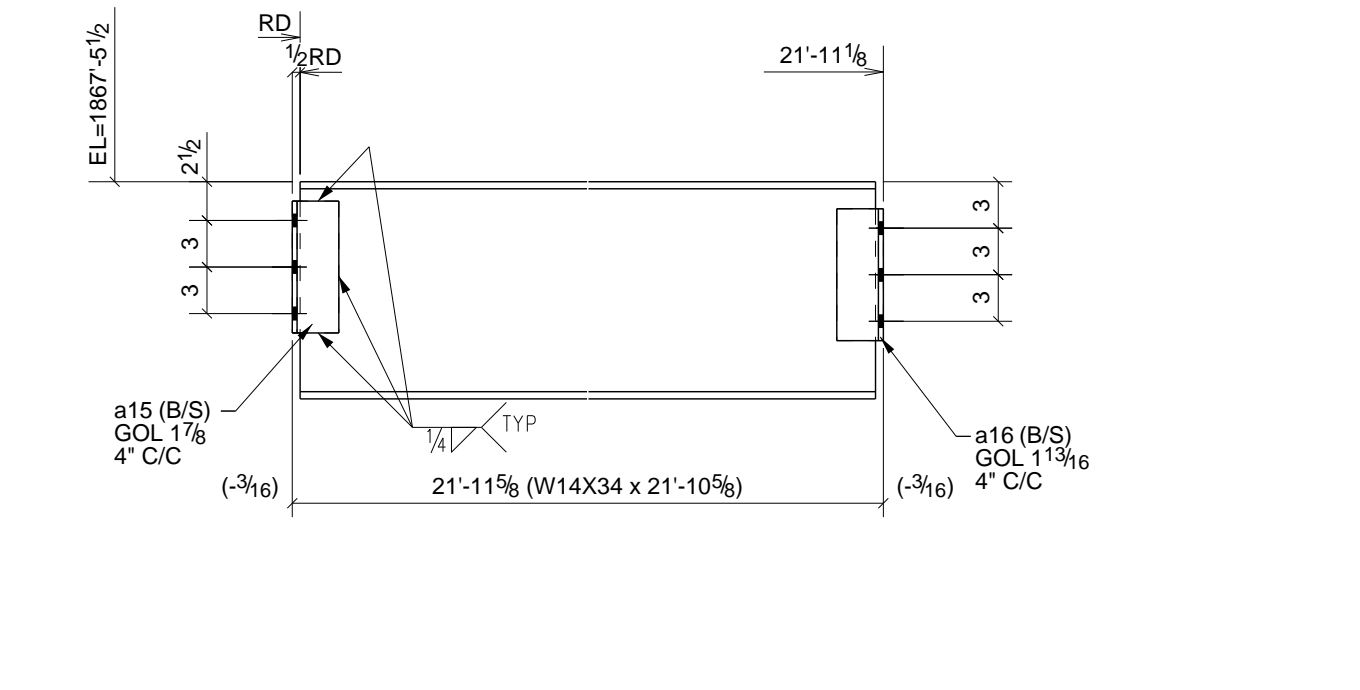
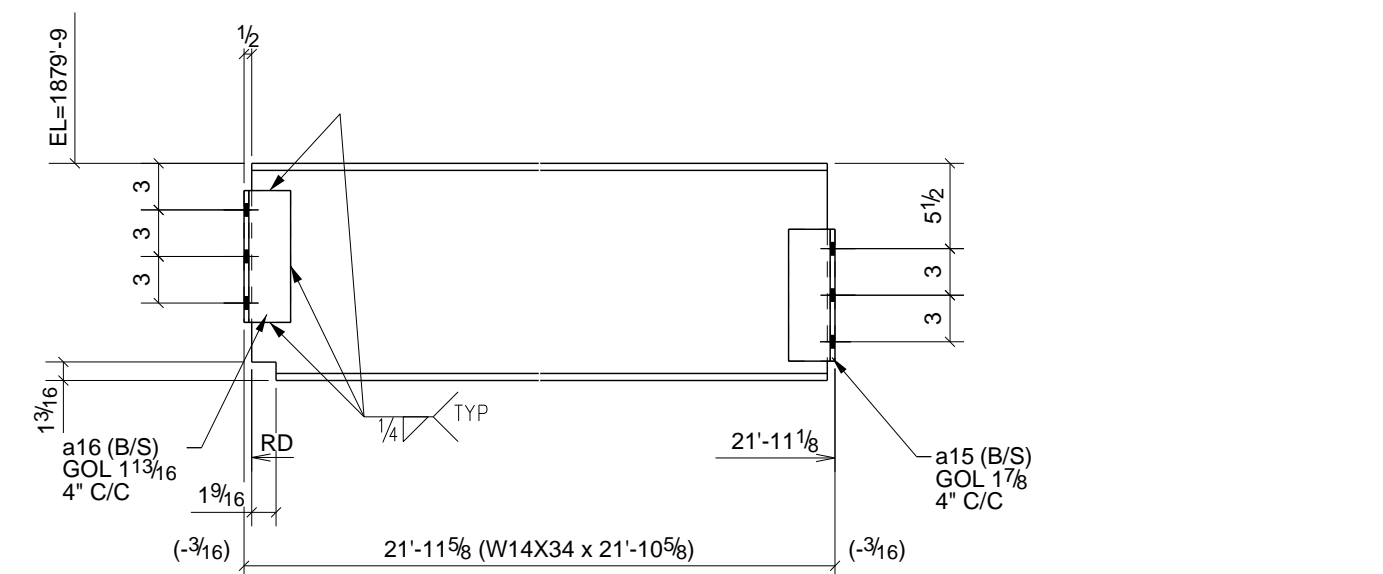
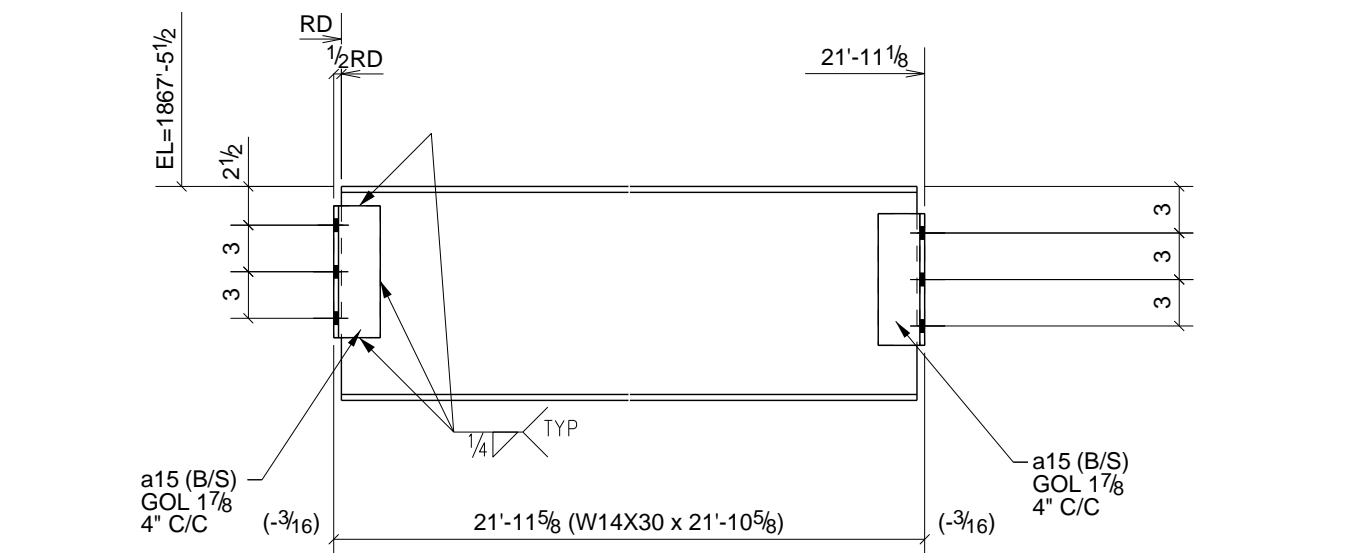
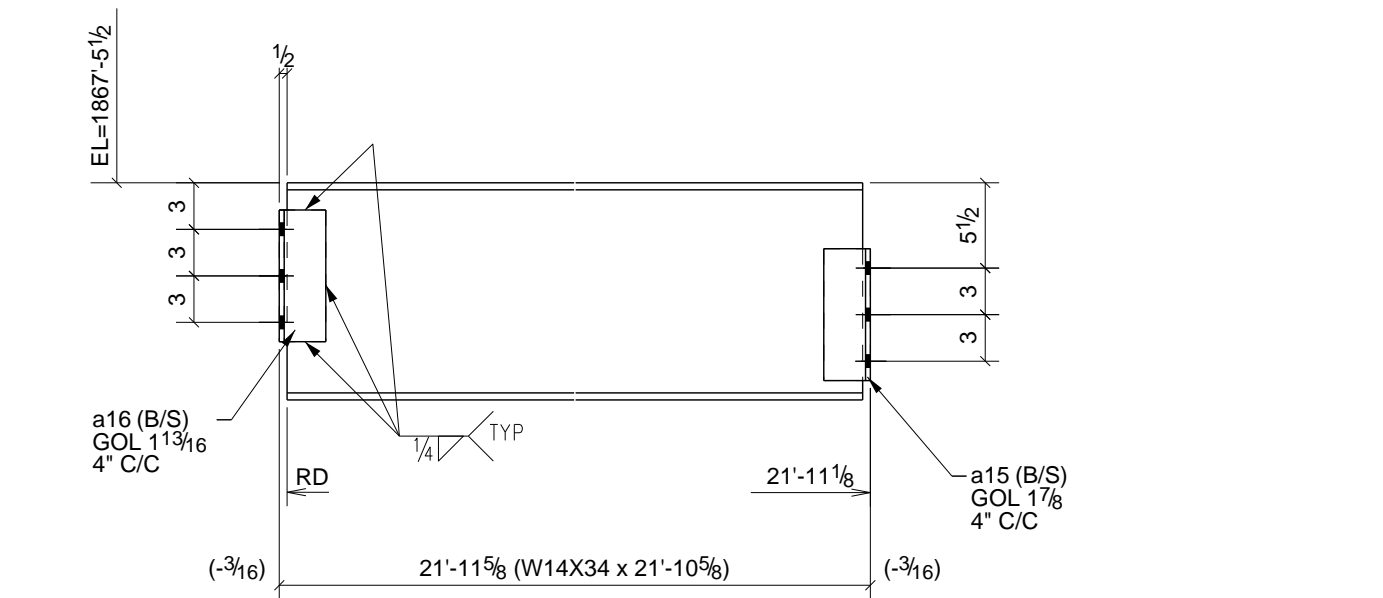
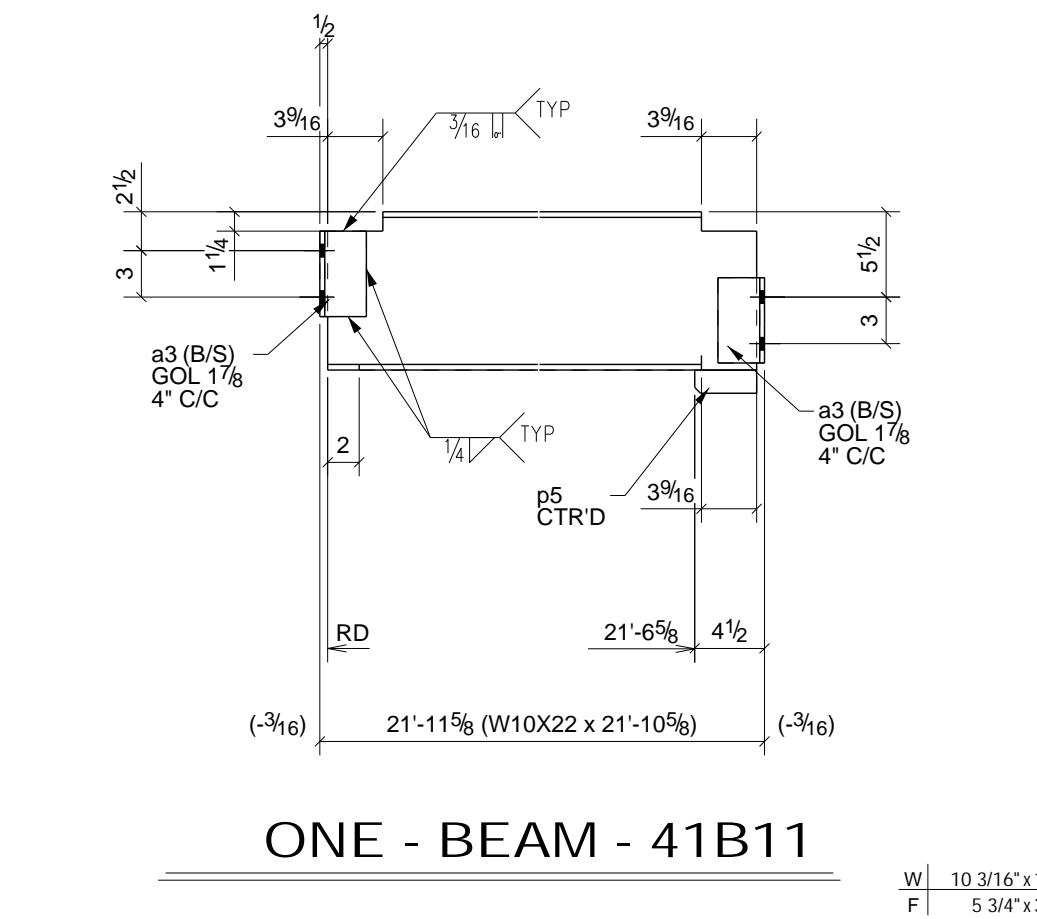
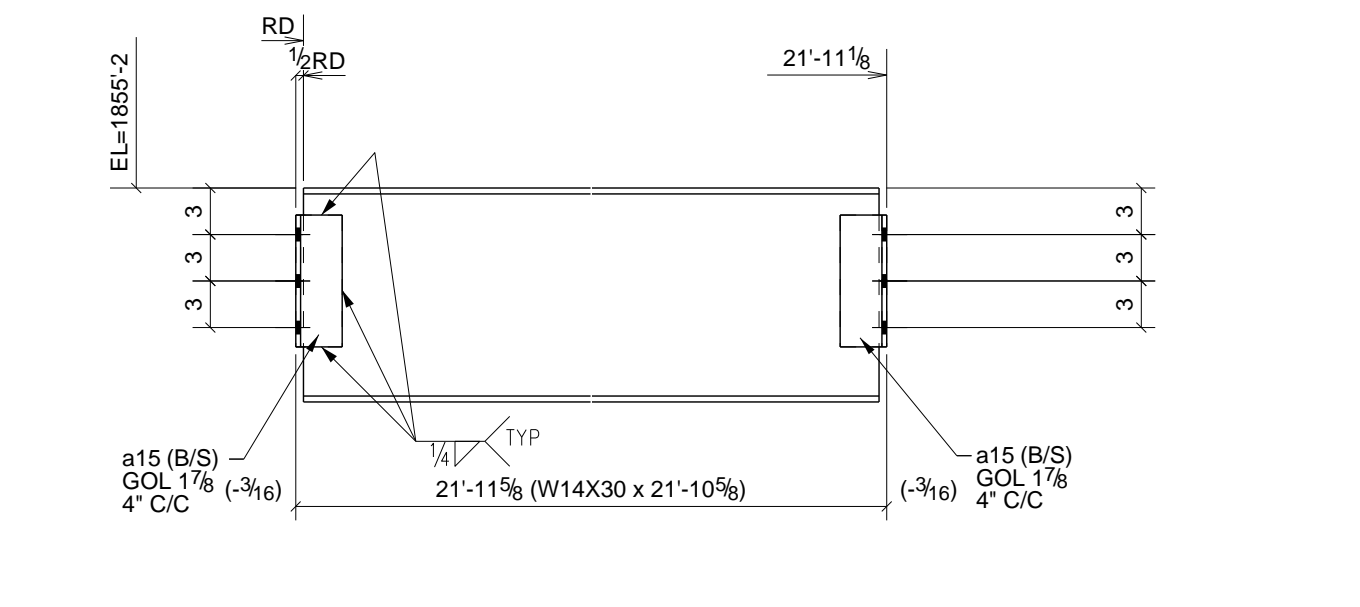
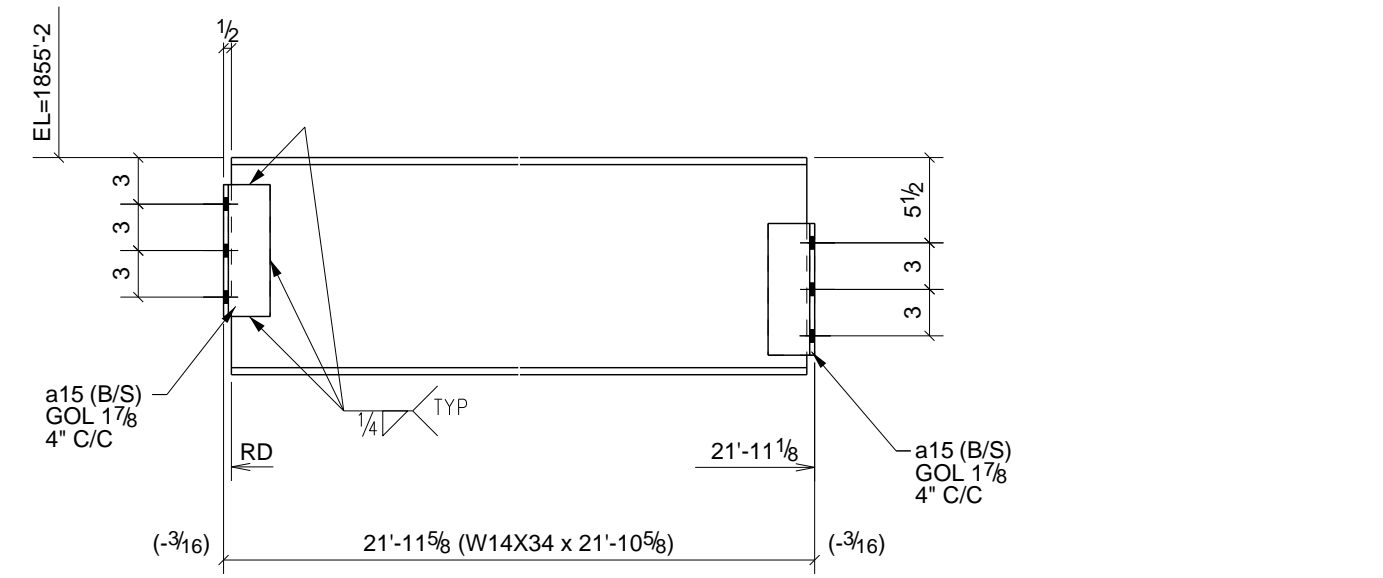
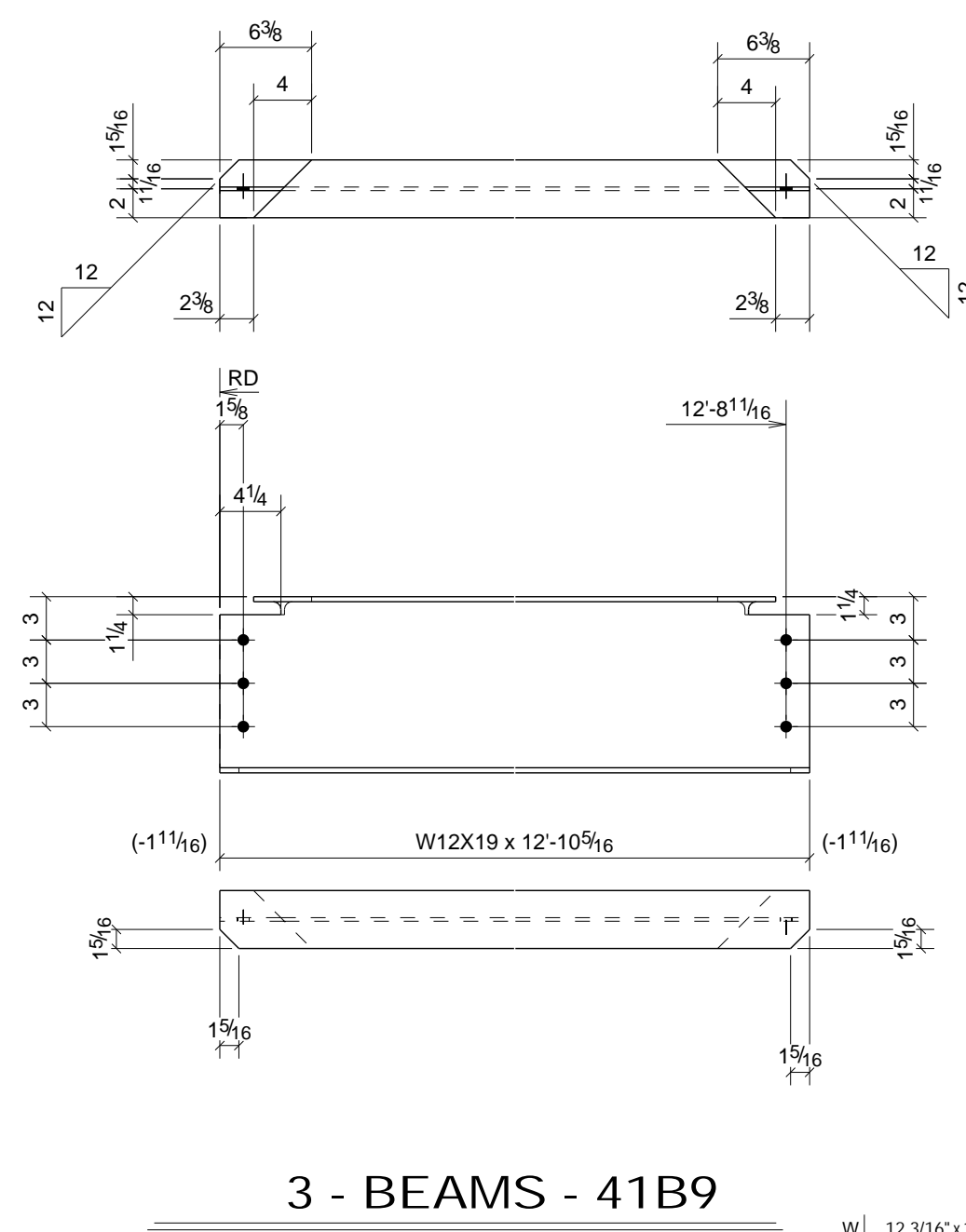
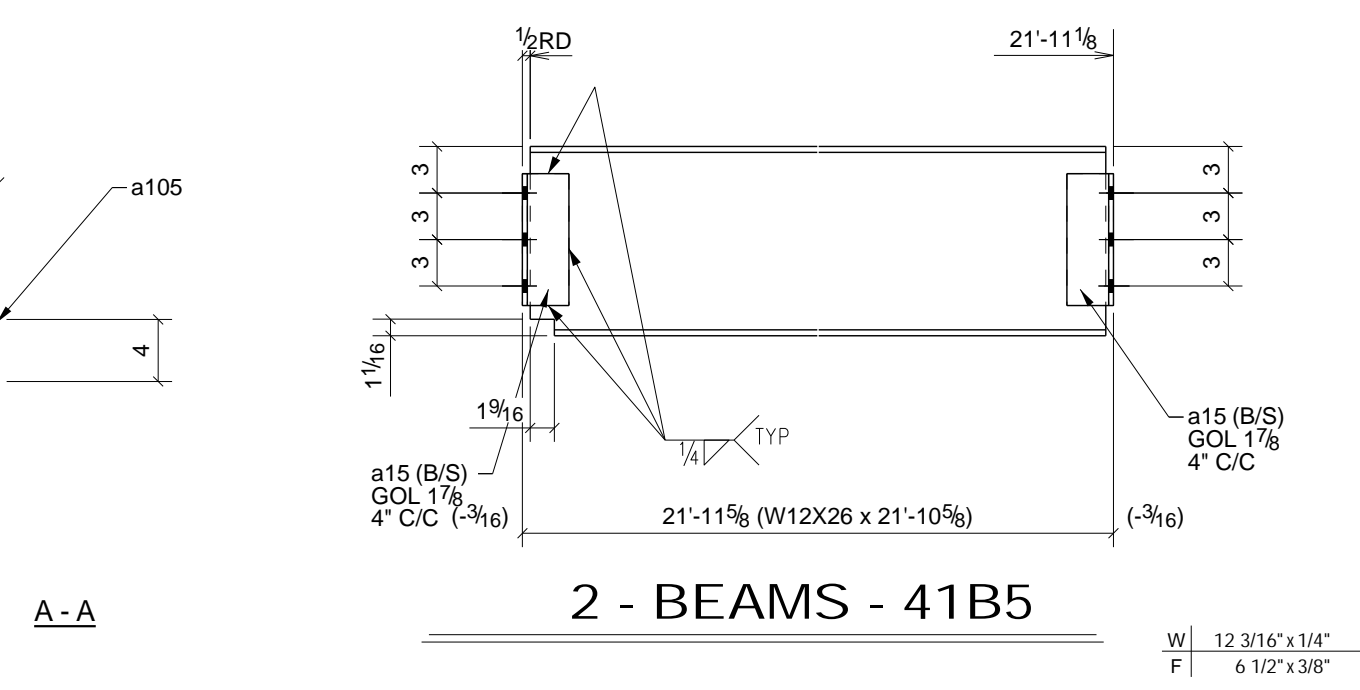
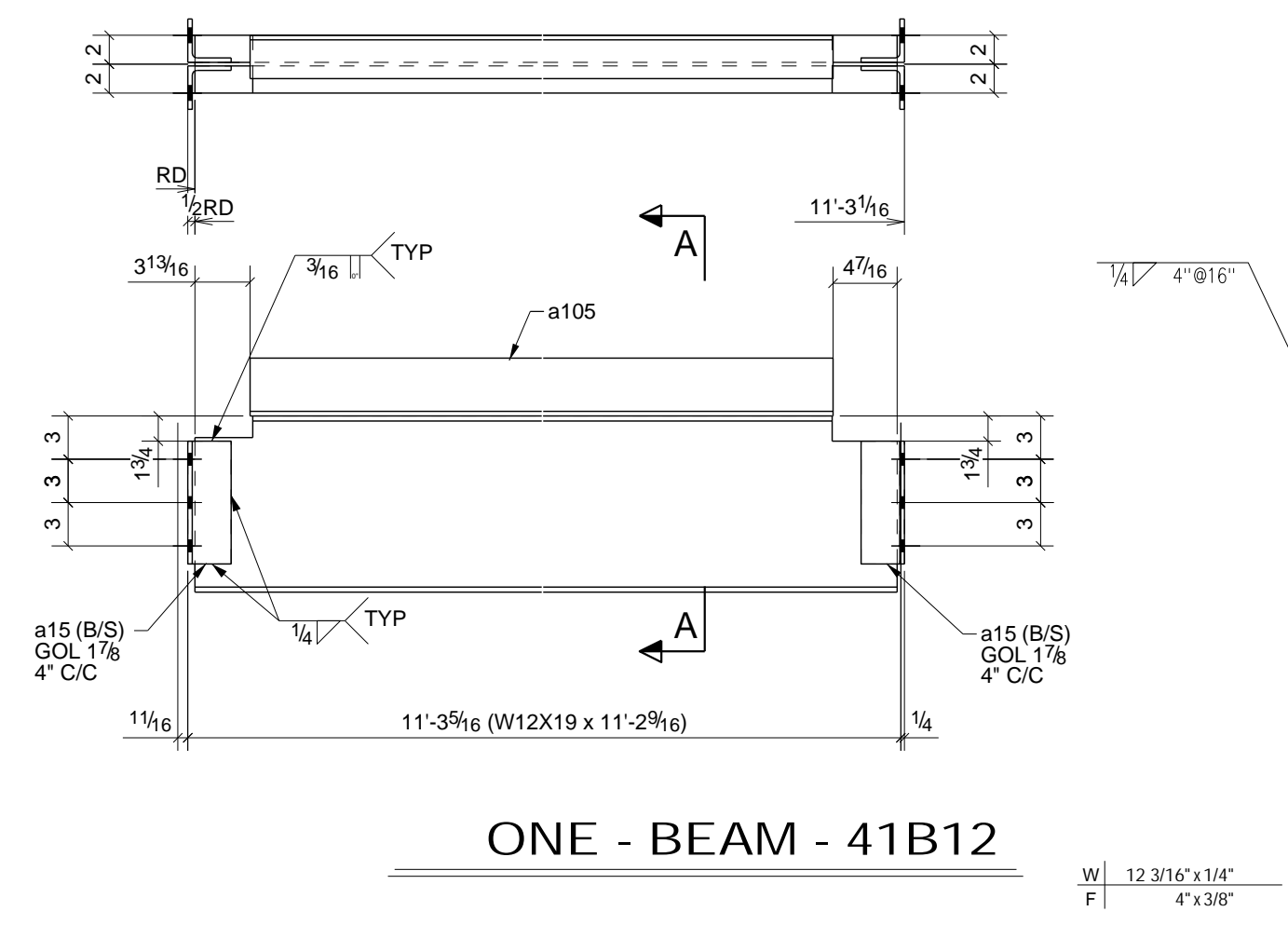
ONE - BEAM - 40B9
W 7.1516' x 14"
F 4 1/2' x 3/8"

PHASE					BILL OF MATERIAL							
1	2	3	4	5	SHIP	MARK	NO PCS	DESCRIPTION	LENGTH	PIECE MARK	REMARKS - PROC./GR.	ABM #
1	0	0	0	0	1	40B1	1	W14X43	21'-5 5/8"		SQ-2 A992	B83
							2	L3X3X5/16	0'-8 1/2"	a4	A36	
							2	L3X3X5/16	0'-8 1/2"	a16	A36	
							1	L4X3X5/16	8'-2 3/4"	a104	A36	
0	0	0	1	0	1	40B2	1	W8X24	6'-8 7/16"		SQ-2 A992	B86
							4	L3X3X5/16	0'-5 1/2"	a3	A36	
2	0	0	0	0	2	40B3	2	W14X22	5'-5 7/8"		SQ-2 A992	B87
							4	L3X3X5/16	0'-8 1/2"	a15	A36	
							4	L4X3X5/16	0'-8 1/2"	a30	A36	
0	0	0	1	0	1	40B4	1	W12X19	11'-6 5/8"		SQ-2 A992	B91
							4	L3X3X5/16	0'-8 1/2"	a15	A36	
0	0	0	1	0	1	40B5	1	W12X19	11'-6 5/8"		SQ-2 A992	B92
							4	L3X3X5/16	0'-8 1/2"	a15	A36	
0	0	0	1	0	1	40B6	1	W12X19	11'-6 5/8"		SQ-2 A992	B93
							4	L3X3X5/16	0'-8 1/2"	a15	A36	
							1	BAR3/8"X7 1/2"	10'-11 1/8"	p68	A36	
0	0	0	1	0	1	40B7	1	W8X24	10'-5 1/8"		SQ-2 A992	B94
							4	L3X3X5/16	0'-5 1/2"	a19	A36	
0	0	0	1	0	1	40B8	1	W8X24	3'-5 1/4"		SQ-2 A992	B95
							4	L3X3X5/16	0'-5 1/2"	a3	A36	
0	0	0	1	0	1	40B9	1	W8X24	10'-5 1/8"		SQ-2 A992	B96
							4	L3X3X5/16	0'-5 1/2"	a19	A36	

6) APPROVER VERIFY ALL E PLAN ELEVATIONS PRIOR TO FAB.
 5) NO PAINT WITHIN 3" OF OPEN HOLES FOR MOMENT FLANGE CONNS.
 4) ALL MATERIAL AS NOTED
 3) 1-1/4" EDGE DISTANCE UNLESS NOTED.
 2) GRIND ALL ROUGH EDGES SMOOTH
 1) ALL WELDS 3/16" FILLETS OR BUTT WELDS, UNLESS NOTED, PROCEDURES PER AWS D.1.1 LATEST REV.

GENERAL NOTES:

B	Bl Plate Correction	12/30/10	TMc	TAN
A	For Approval	12/27/10	TMc	TAN
B	revised to suit specs	8-1-09		
0	For Fabrication F&F	2/22/11	TMc	TH
REV.	DESCRIPTION	DATE	DWN	CHK
GENERAL NOTES				
MATERIAL:	A992	U/N	ELECTRODES:	E70XX LH
HOLE:	13/16	DIA. U/N	CONNS:	A325N - U.N.
SURFACE PREP:				
AND PAINT:				
SSPC-SP3				
#30-18, Red Oxide				
DESCRIPTION: BEAM DETAILS				
PROJ. NAME	St Marys Medical Center			
LOCATION	1102 Million Dollar Highway, St. Marys, PA.			
CONTRACTOR	Hallstrom Construction, Inc.	ARCH/	KTH Architects, Inc./Lee-Simpson Assoc., Inc	
Altoona Pipe And Steel Supply Co.				
1128 Ninth Avenue Altoona, Pa 16603-0112 (814) 944-1631				
DRAWN BY TMc				
DATE 12/27/2010				
CHKD. BY TH				
DATE				
JOB No. 3-21375				
DRG. No. 40				
REV. 0				

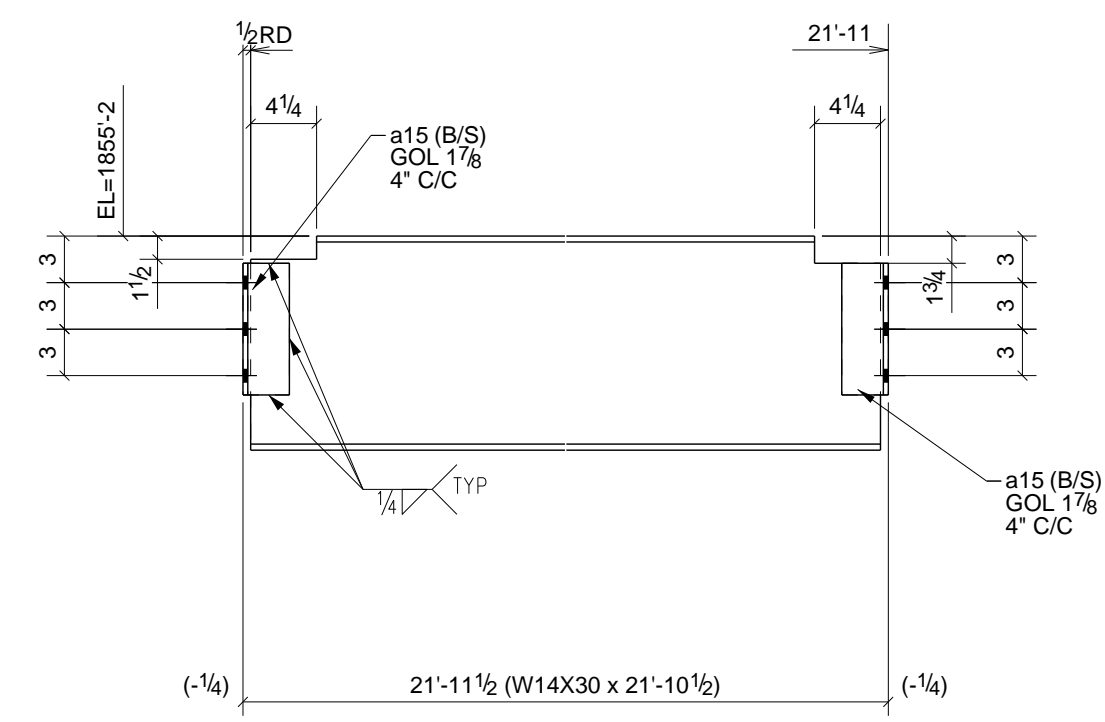


PHASE					BILL OF MATERIAL						
1	2	3	4	5	SHIP MARK	NO PCS	DESCRIPTION	LENGTH	PIECE MARK	REMARKS - PROC./GR.	ABM #
1	0	0	0	1	41B2	1	W14X34	21'-10 5/8"		SQ-2 A992	B110
						4	L3X3X5/16	0'-8 1/2"	a15	A36	
0	1	0	0	1	41B3	1	W14X34	21'-10 5/8"		SQ-2 A992	B111
						2	L3X3X5/16	0'-8 1/2"	a15	A36	
						2	L3X3X5/16	0'-8 1/2"	a16	A36	
0	0	1	0	1	41B4	1	W14X34	21'-10 5/8"		SQ-2 A992	B112
						2	L3X3X5/16	0'-8 1/2"	a15	A36	
						2	L3X3X5/16	0'-8 1/2"	a16	A36	
0	0	0	2	0	41B5	2	W12X26	21'-10 5/8"		SQ-2 A992	B113
						8	L3X3X5/16	0'-8 1/2"	a15	A36	
1	0	0	0	1	41B6	1	W14X30	21'-10 5/8"		SQ-2 A992	B114
						4	L3X3X5/16	0'-8 1/2"	a15	A36	
0	1	0	0	1	41B7	1	W14X30	21'-10 5/8"		SQ-2 A992	B115
						4	L3X3X5/16	0'-8 1/2"	a15	A36	
0	1	2	0	3	41B8	3	W14X34	21'-10 5/8"		SQ-2 A992	B116
						6	L3X3X5/16	0'-8 1/2"	a15	A36	
						6	L3X3X5/16	0'-8 1/2"	a16	A36	
0	1	1	1	0	41B9	3	W12X19	12'-10 5/16"		SQ-2 A992	B117
0	0	0	1	0	41B11	1	W10X22	21'-10 5/8"		SQ-2 A992	B119
						4	L3X3X5/16	0'-5 1/2"	a3	A36	
						1	BAR1/4"X1 1/2"	0'-4"	p5	A36	
0	0	1	0	1	41B12	1	W12X19	11'-2 9/16"		SQ-2 A992	B162
						4	L3X3X5/16	0'-8 1/2"	a15	A36	
						1	L4X3X5/16	10'-6 5/16"	a105	A36	
0	0	1	0	1	41B13	1	W12X19	11'-2 9/16"		SQ-2 A992	B162
						4	L3X3X5/16	0'-8 1/2"	a15	A36	
						1	L4X3X5/16	10'-6 5/16"	a105	A36	

- APPROVER VERIFY ALL E PLAN ELEVATIONS PRIOR TO FAB.
- NO PAINT WITHIN 3" OF OPEN HOLES FOR MOMENT FLANGE CONNS.
- ALL MATERIAL AS NOTED
- 1-1/4" EDGE DISTANCE UNLESS NOTED.
- GRIND ALL ROUGH EDGES SMOOTH
- ALL WELDS 3/16" FILLETS OR BUTT WELDS, UNLESS NOTED, PROCEDURES PER AWS D.1.1 LATEST REV.

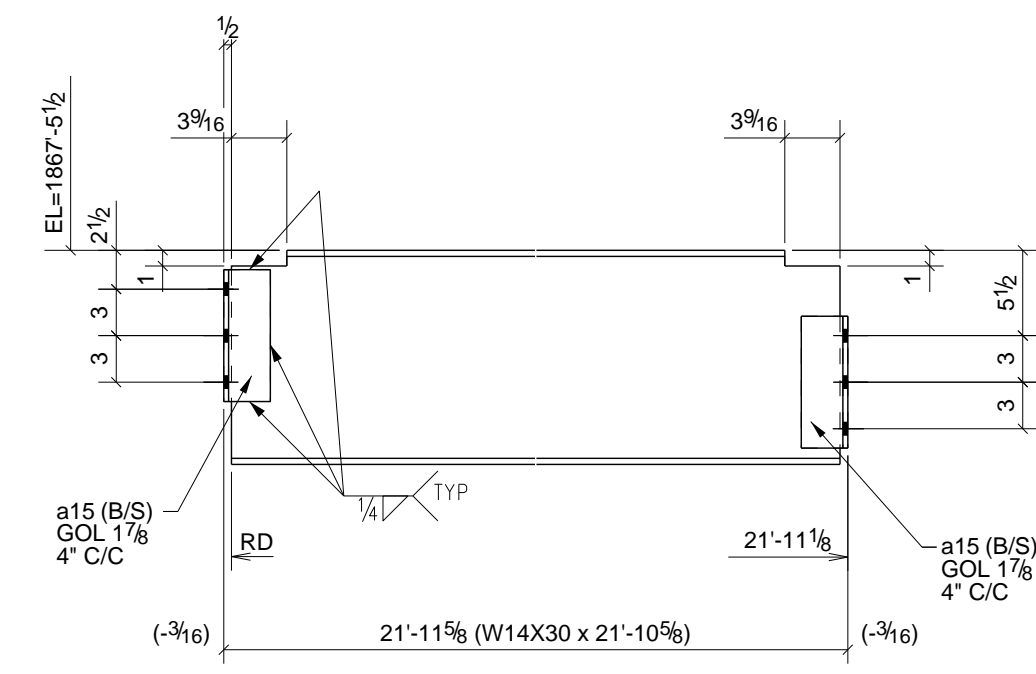
GENERAL NOTES:

B	Br Plate Correction	12/30/10	TMc	TAN
A	For Approval	12/27/10	TMc	TAN
0	For Fabrication F&F	2/22/11	TMc	TH
REV.	DESCRIPTION	DATE	DWN	CHK
GENERAL NOTES				
MATERIAL: A992 U/N ELECTRODES: E70XX LH REF. DRG.		JOB USE		
HOLES: 13/16 DIA. UN CONNS: A325N - U.N.		SHOP		
SURFACE PREP. AND PAINT:		APPROVAL		
SSPC-SP3				
#30-18, Red Oxide				
DESCRIPTION: BEAM DETAILS				
PROJ. NAME St Marys Medical Center		DRAWN BY TMc		
LOCATION 1102 Million Dollar Highway, St. Marys, PA.		DATE 12/27/2010		
CONTRACTOR Hallstrom Construction, Inc. ARCH/ ENG. KTH Architects, Inc./Lee-Simpson Assoc., Inc.		CHKD. BY TH		
Altoona Pipe And Steel Supply Co.		DATE		
1128 Ninth Avenue Altoona, Pa 16603-0112 (814) 944-1631		JOB No. 3-21375		
		DRG. No. 41 REV. 0		



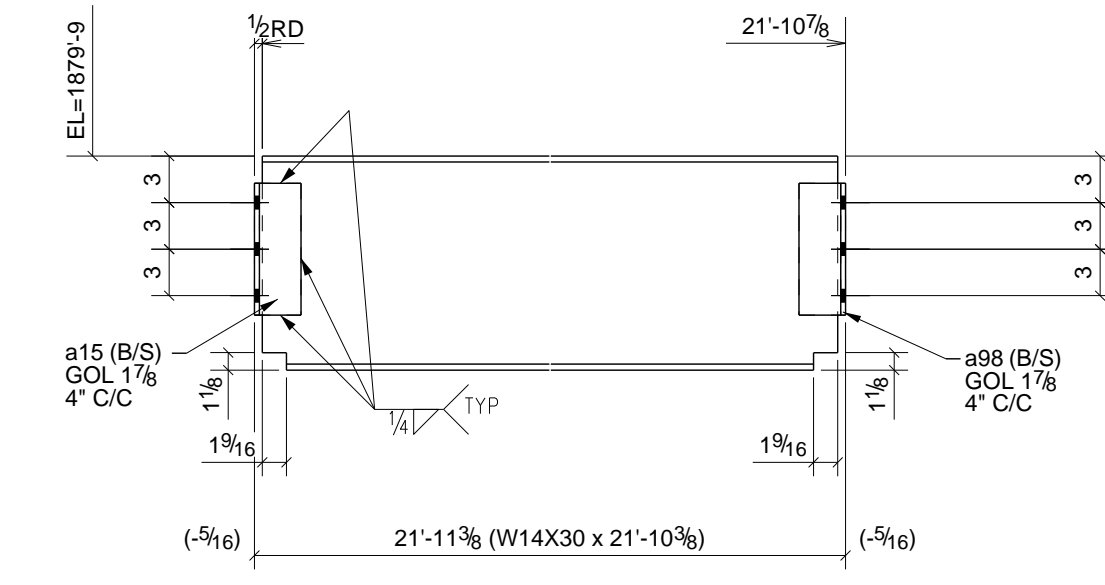
4 - BEAMS - 42B1

W | 13 13/16" x 1/4"
F | 6 3/4" x 3/8"



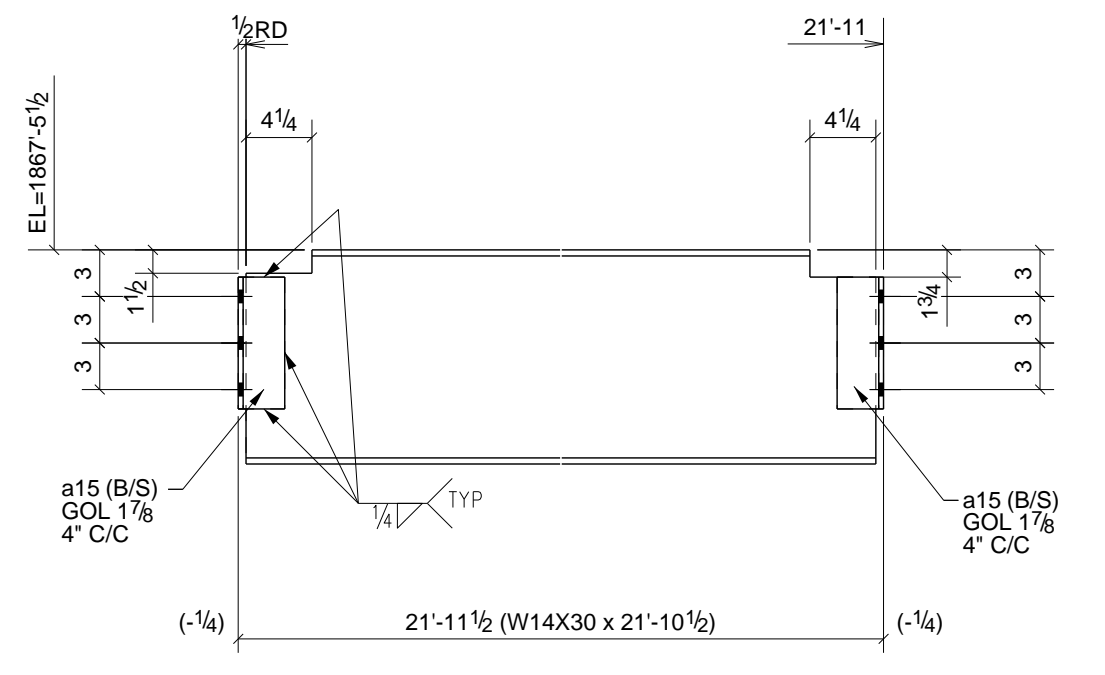
2 - BEAMS - 42B5

W | 13 13/16" x 1/4"
F | 6 3/4" x 3/8"



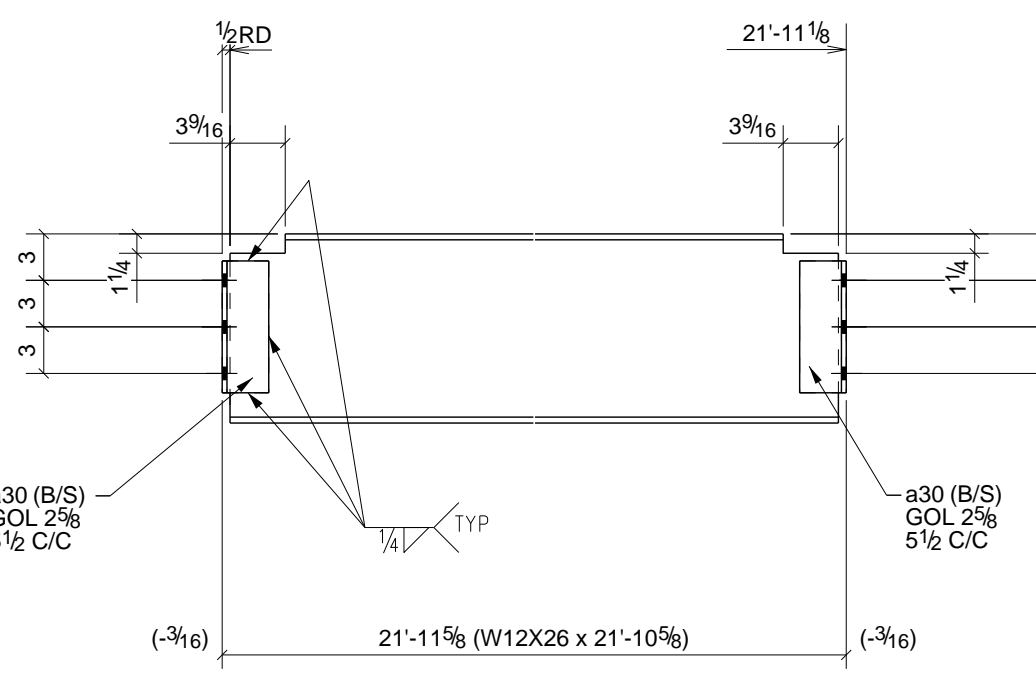
ONE - BEAM - 42B9

W | 13 13/16" x 1/4"
F | 6 3/4" x 3/8"



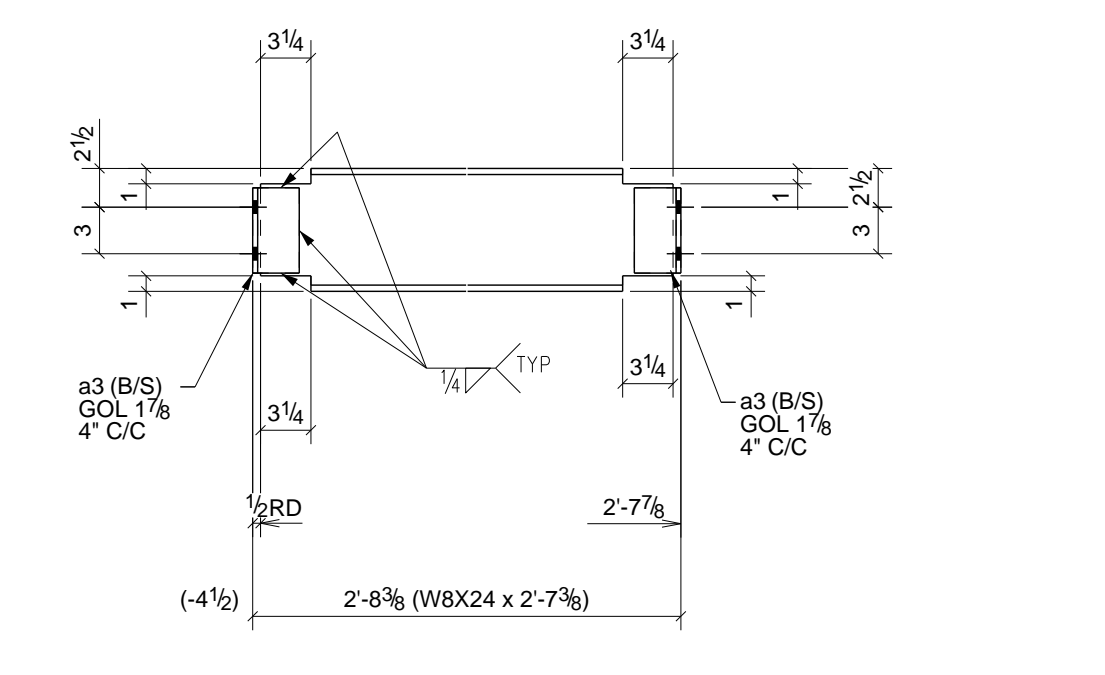
8 - BEAMS - 42B2

W | 13 13/16" x 1/4"
F | 6 3/4" x 3/8"



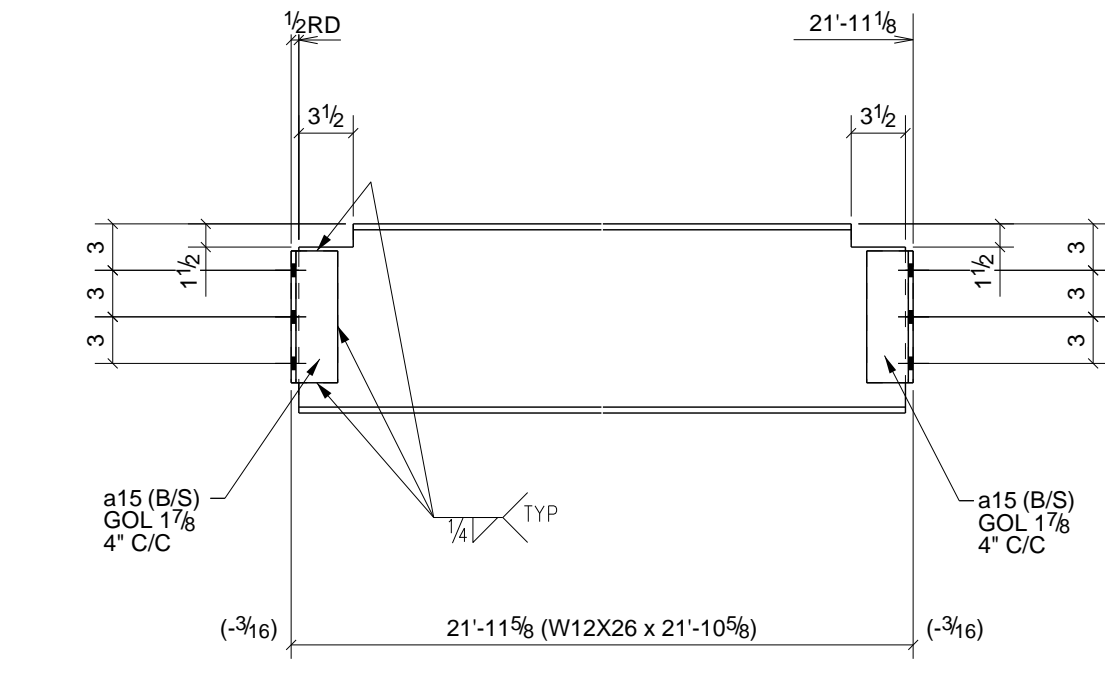
ONE - BEAM - 42B6

W | 12 3/16" x 1/4"
F | 6 1/2" x 3/8"



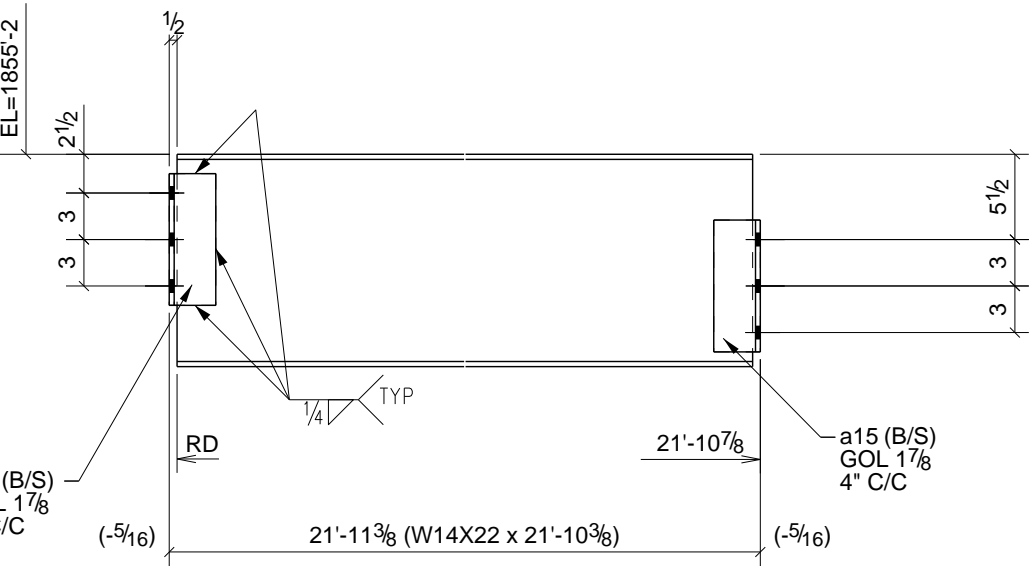
2 - BEAMS - 42B10

W | 7 15/16" x 1/4"
F | 6 1/2" x 3/8"



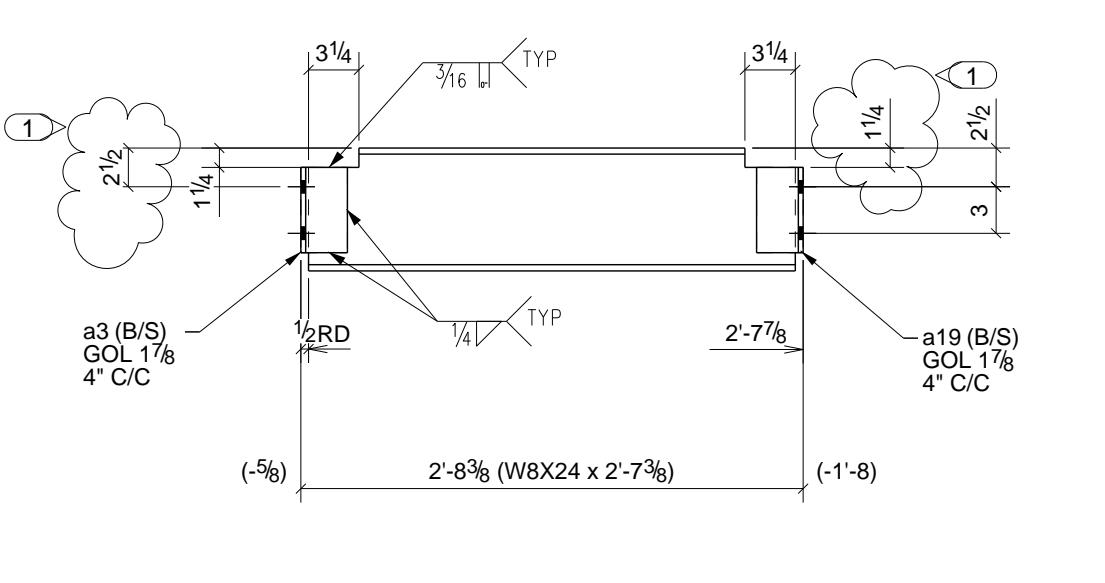
2 - BEAMS - 42B3

W | 12 3/16" x 1/4"
F | 6 1/2" x 3/8"



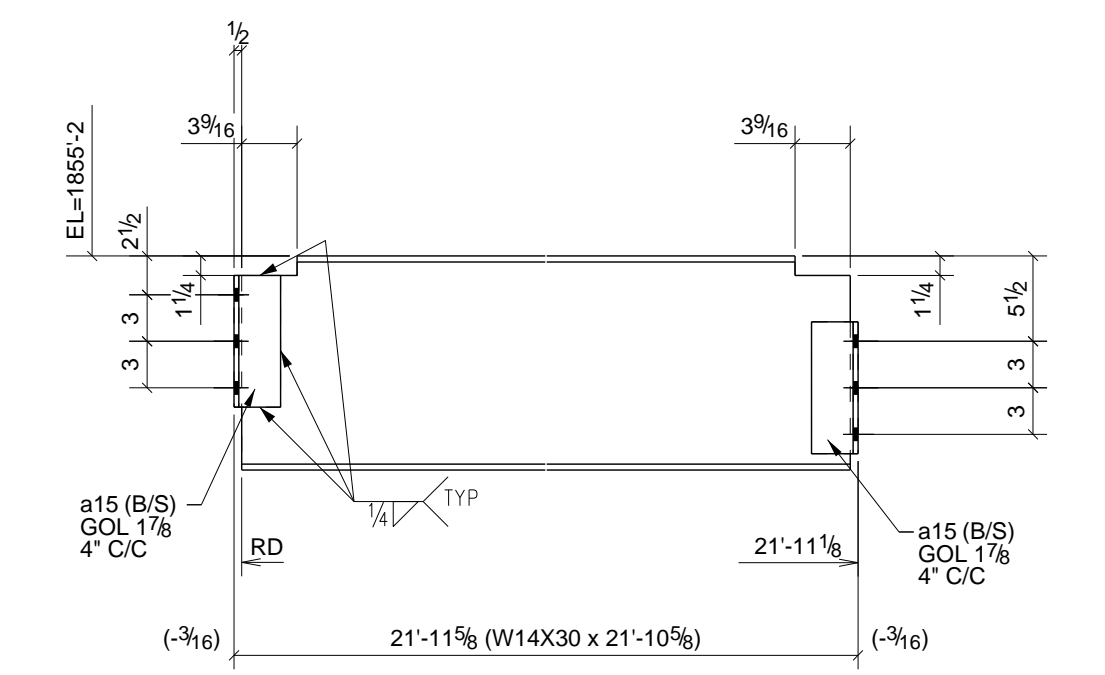
ONE - BEAM - 42B7

W | 13 13/16" x 1/4"
F | 5" x 5/16"



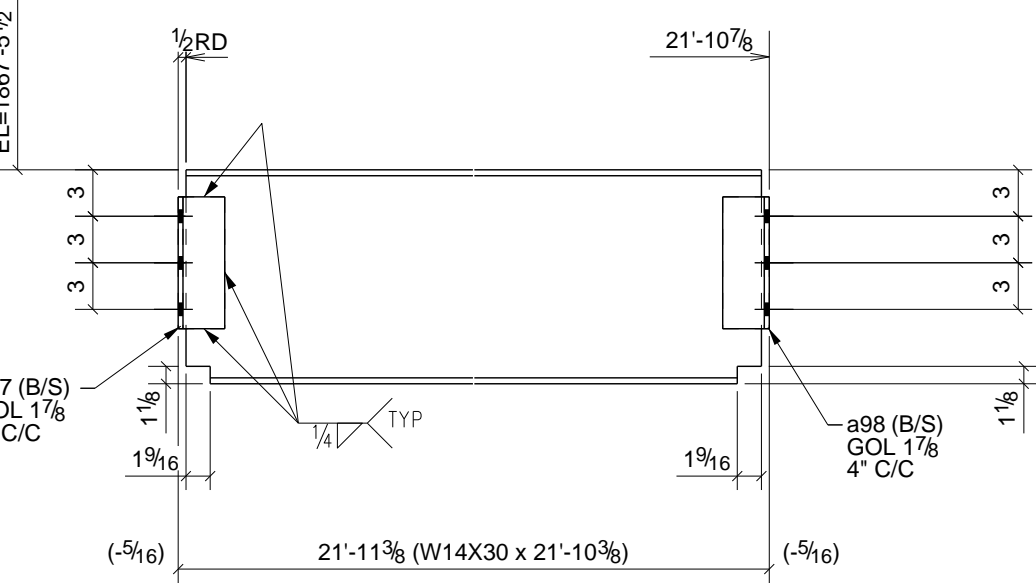
2 - BEAMS - 42B11

W | 7 15/16" x 1/4"
F | 6 1/2" x 3/8"



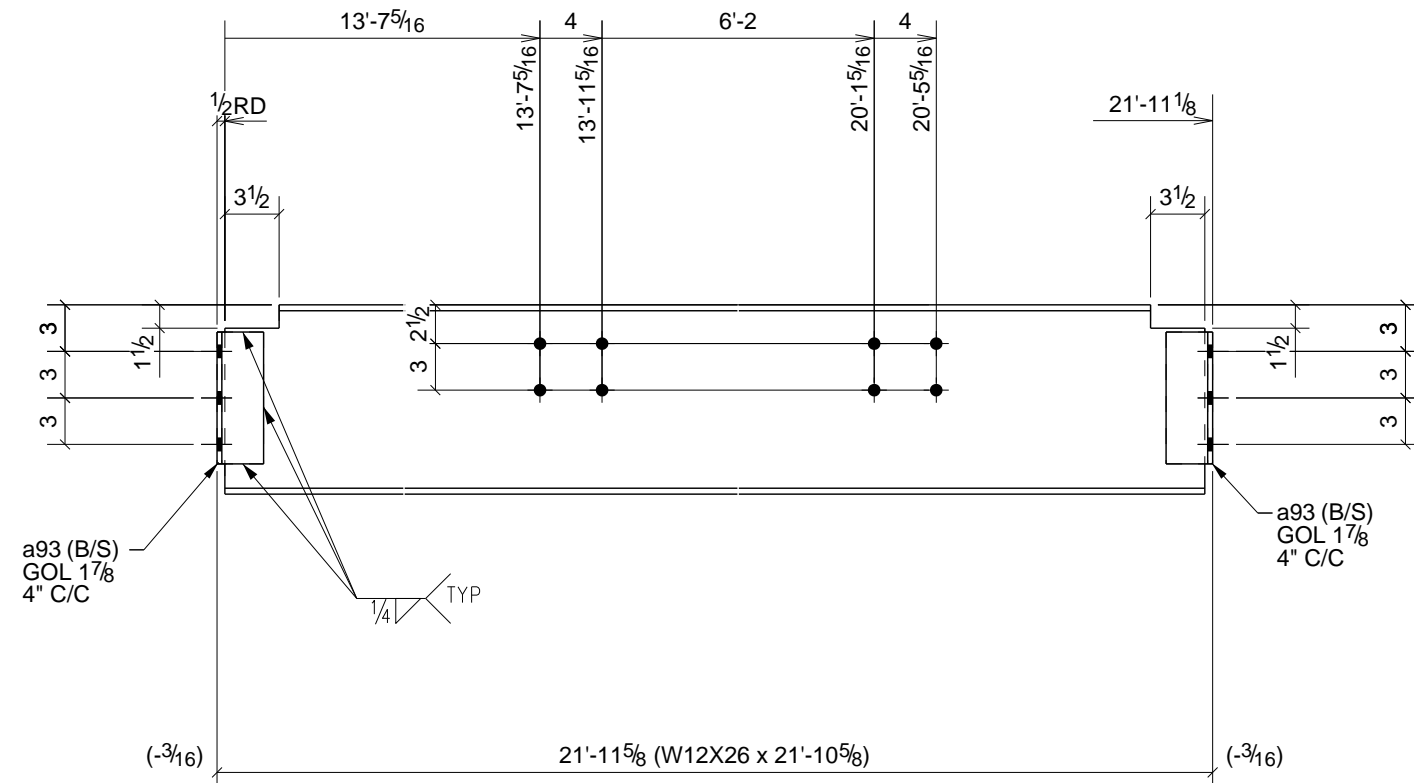
ONE - BEAM - 42B4

W | 13 13/16" x 1/4"
F | 6 3/4" x 3/8"



ONE - BEAM - 42B8

W | 13 13/16" x 1/4"
F | 6 3/4" x 3/8"



ONE - BEAM - 42B12

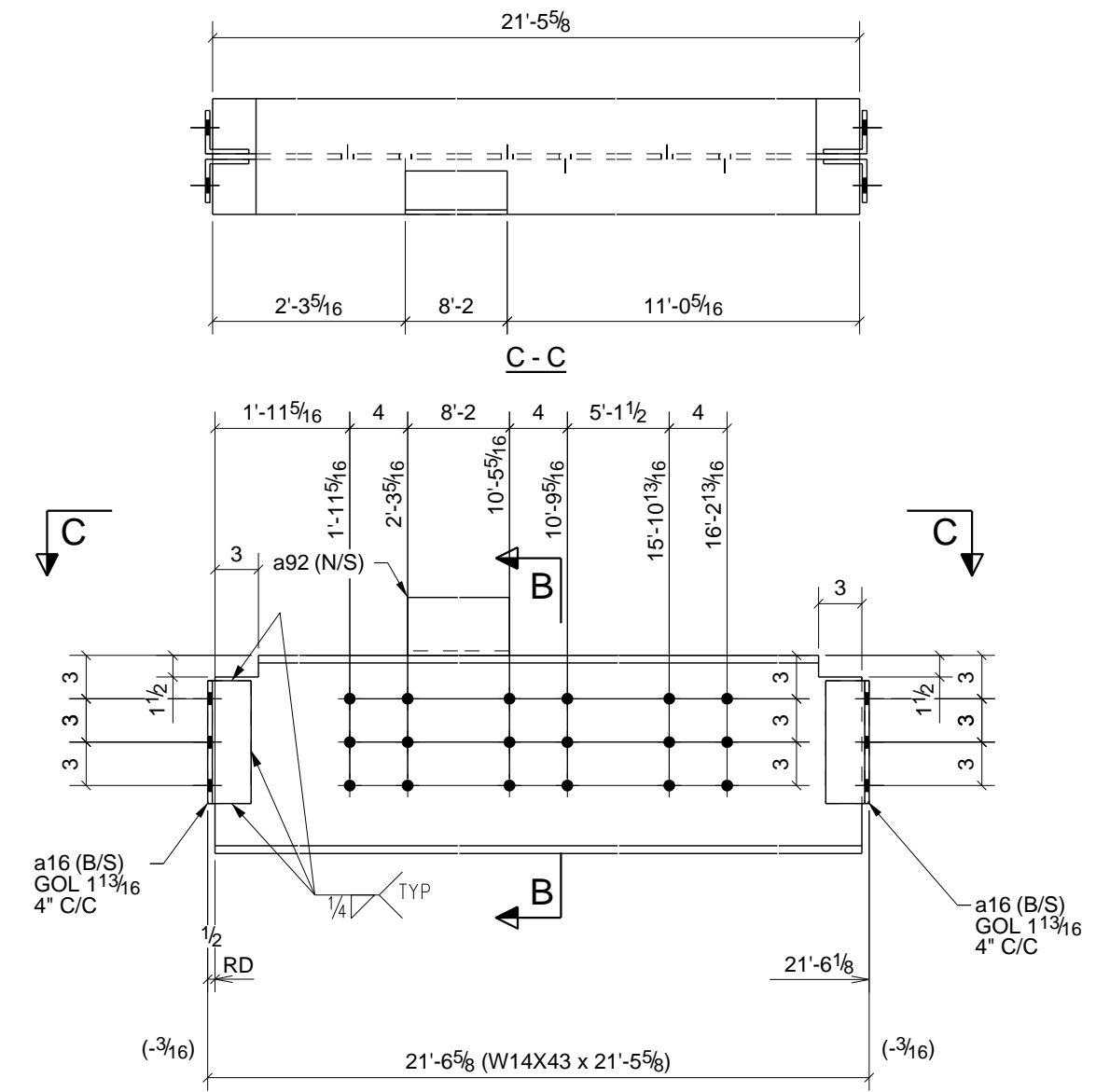
W | 12 3/16" x 1/4"
F | 6 1/2" x 3/8"

PHASE					BILL OF MATERIAL							
1	2	3	4	5	SHIP	MARK	NO PCS	DESCRIPTION	LENGTH	PIECE MARK	REMARKS - PROC./GR.	ABM #
4	0	0	0	0	4	42B1	4	W14X30	21'-10 1/2"		SQ-2 A992	B120
							16	L3X3X5/16	0'-8 1/2"	a15	A36	
0	4	4	0	0	8	42B2	8	W14X30	21'-10 1/2"		SQ-2 A992	B121
							32	L3X3X5/16	0'-8 1/2"	a15	A36	
0	0	0	2	0	2	42B3	2	W12X26	21'-10 5/8"		SQ-2 A992	B122
							8	L3X3X5/16	0'-8 1/2"	a15	A36	
1	0	0	0	0	1	42B4	1	W14X30	21'-10 5/8"		SQ-2 A992	B123
							4	L3X3X5/16	0'-8 1/2"	a15	A36	
0	1	1	0	0	2	42B5	2	W14X30	21'-10 5/8"		SQ-2 A992	B124
							8	L3X3X5/16	0'-8 1/2"	a15	A36	
0	0	0	1	0	1	42B6	1	W12X26	21'-10 5/8"		SQ-2 A992	B125
							4	L4X3X5/16	0'-8 1/2"	a30	A36	
1	0	0	0	0	1	42B7	1	W14X22	21'-10 3/8"		SQ-2 A992	B126
							4	L3X3X5/16	0'-8 1/2"	a15	A36	
0	1	0	0	0	1	42B8	1	W14X30	21'-10 3/8"		SQ-2 A992	B127
							2	L3X3X5/16	0'-8 1/2"	a97	A36	
							2	L3X3X5/16	0'-8 1/2"	a98	A36	
0	0	1	0	0	1	42B9	1	W14X30	21'-10 3/8"		SQ-2 A992	B128
							2	L3X3X5/16	0'-8 1/2"	a15	A36	
							2	L3X3X5/16	0'-8 1/2"	a98	A36	
0	0	0	2	0	2	42B10	2	W8X24	2'-7 3/8"		SQ-2 A992	B55
							8	L3X3X5/16	0'-5 1/2"	a3	A36	
0	0	0	2	0	2	42B11	2	W8X24	2'-7 3/8"		SQ-2 A992	B138
							4	L3X3X5/16	0'-5 1/2"	a3	A36	
							4	L3X3X5/16	0'-5 1/2"	a19	A36	
0	0	0	1	0	1	42B12	1	W12X26	21'-10 5/8"		SQ-2 A992	B152
							4	L3X3X5/16	0'-8 1/2"	a93	A36	

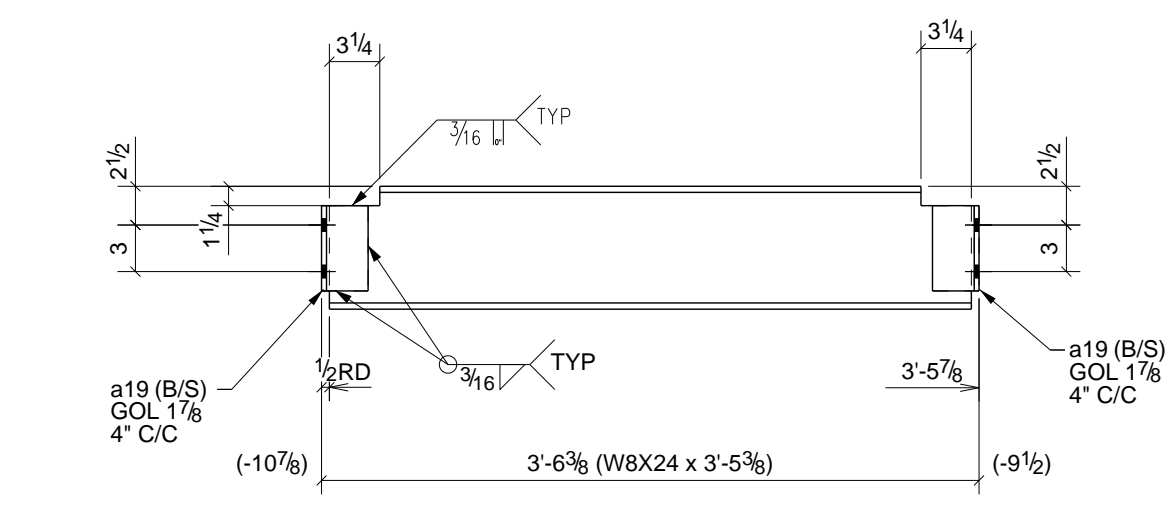
- 6) APPROVER VERIFY ALL E PLAN ELEVATIONS PRIOR TO FAB.
- 5) NO PAINT WITHIN 3" OF OPEN HOLES FOR MOMENT FLANGE CONNS.
- 4) ALL MATERIAL AS NOTED
- 3) 1-1/4" EDGE DISTANCE UNLESS NOTED.
- 2) GRIND ALL ROUGH EDGES SMOOTH
- 1) ALL WELDS 3/16" FILLETS OR BUTT WELDS, UNLESS NOTED, PROCEDURES PER AWS D.1.1 LATEST REV.

GENERAL NOTES:

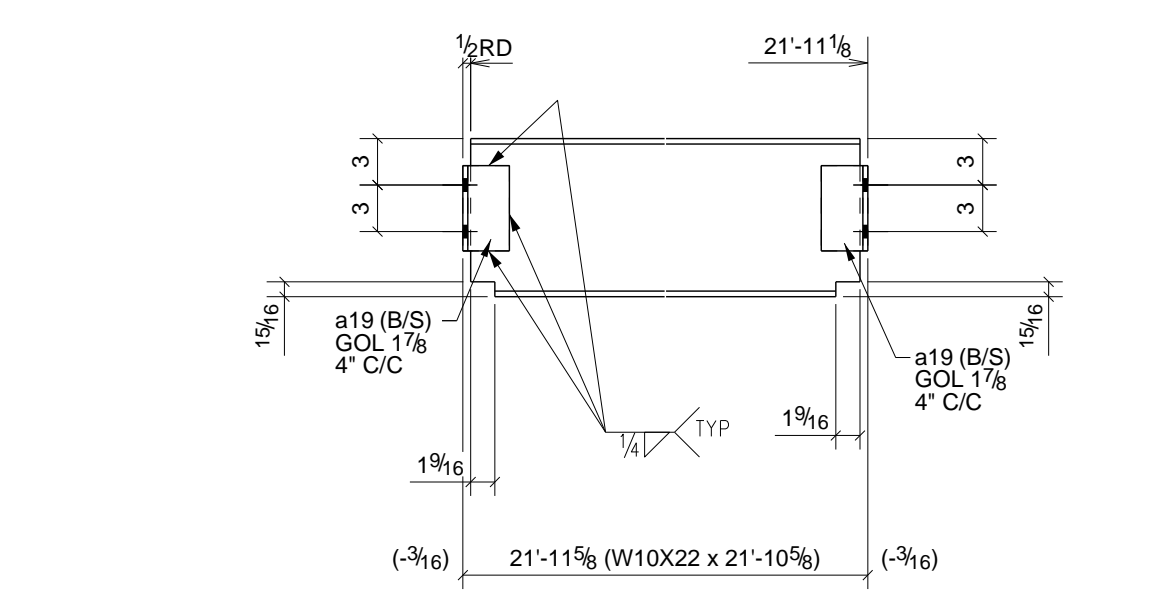
B	Chgd W8 Conns to 2-1/2" Drop B10,B11	12/30/10	TMc	TAN
A	For Approval	12/27/10	TMc	TAN
1	ADDED BLOCK DIMS	4/13/11	TMc	TH
REV.	DESCRIPTION	DATE	DWN	CHK
GENERAL NOTES				
MATERIAL: A992	UN	ELECTRODES: E70XX LH	REF. DRG.	JOB USE
HOLES: 13/16 DIA. UN	CONNS: A325N - UN.			SHOP
SURFACE PREP. AND PAINT:				APPROVAL
SSPC-SP3 #30-18, Red Oxide				
DESCRIPTION: BEAM DETAILS				
PROJ. NAME	St Marys Medical Center			
LOCATION	1102 Million Dollar Highway, St. Marys, PA.			
CONTRACTOR	Hallstrom Construction, Inc.	ARCH/ENG.	KTH Architects, Inc./Lee-Simpson Assoc., Inc	
Altoona Pipe And Steel Supply Co.				
1128 Ninth Avenue Altoona, Pa 16603-0112 (814) 944-1631				
DRAWN BY: TMc DATE: 12/27/2010 CHKD. BY: TH DATE: 12/27/2010				
JOB No. 3-21375 DRG. No. 42 REV. 1				



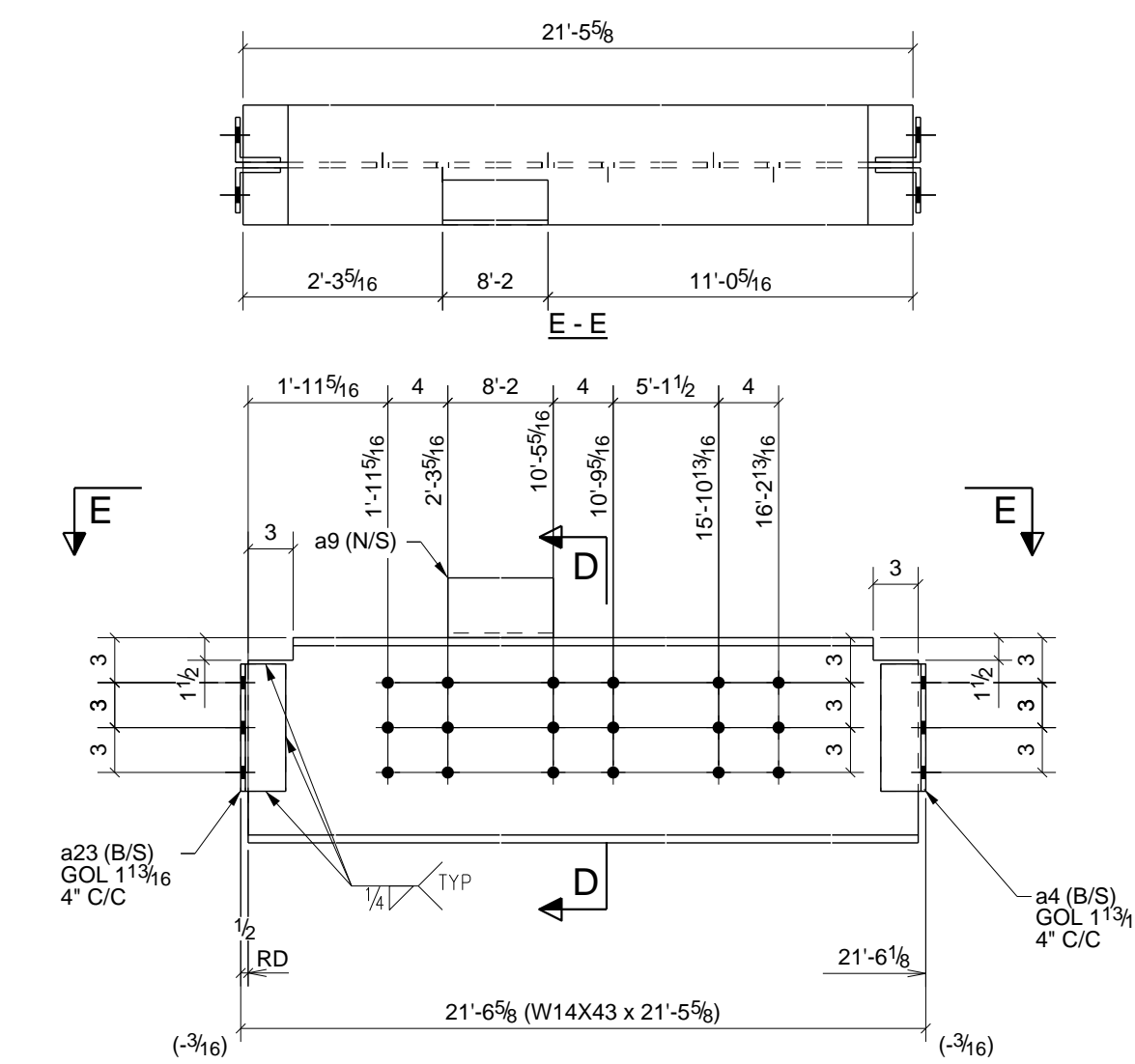
2 - BEAMS - 43B1



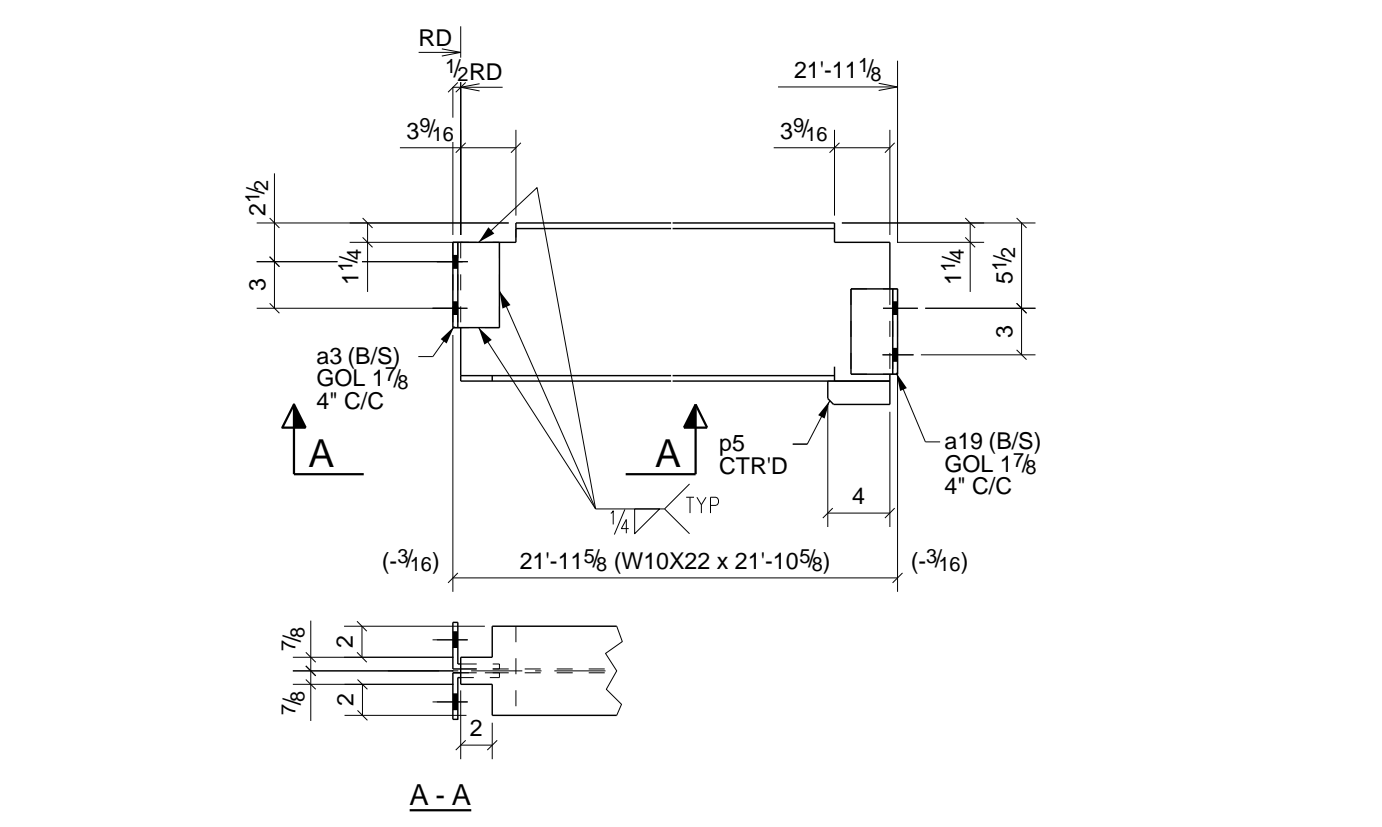
2 - BEAMS - 43B2



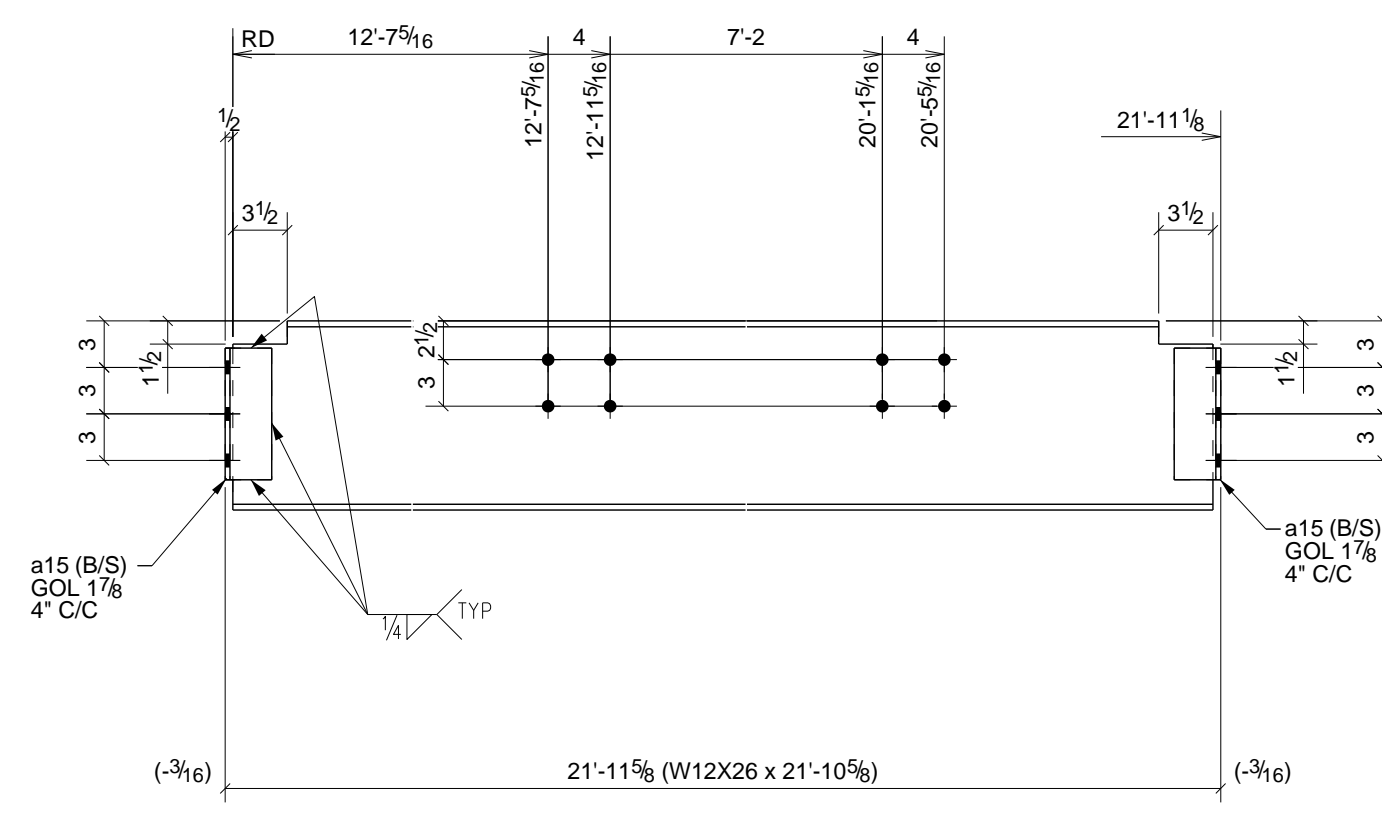
2 - BEAMS - 43B3



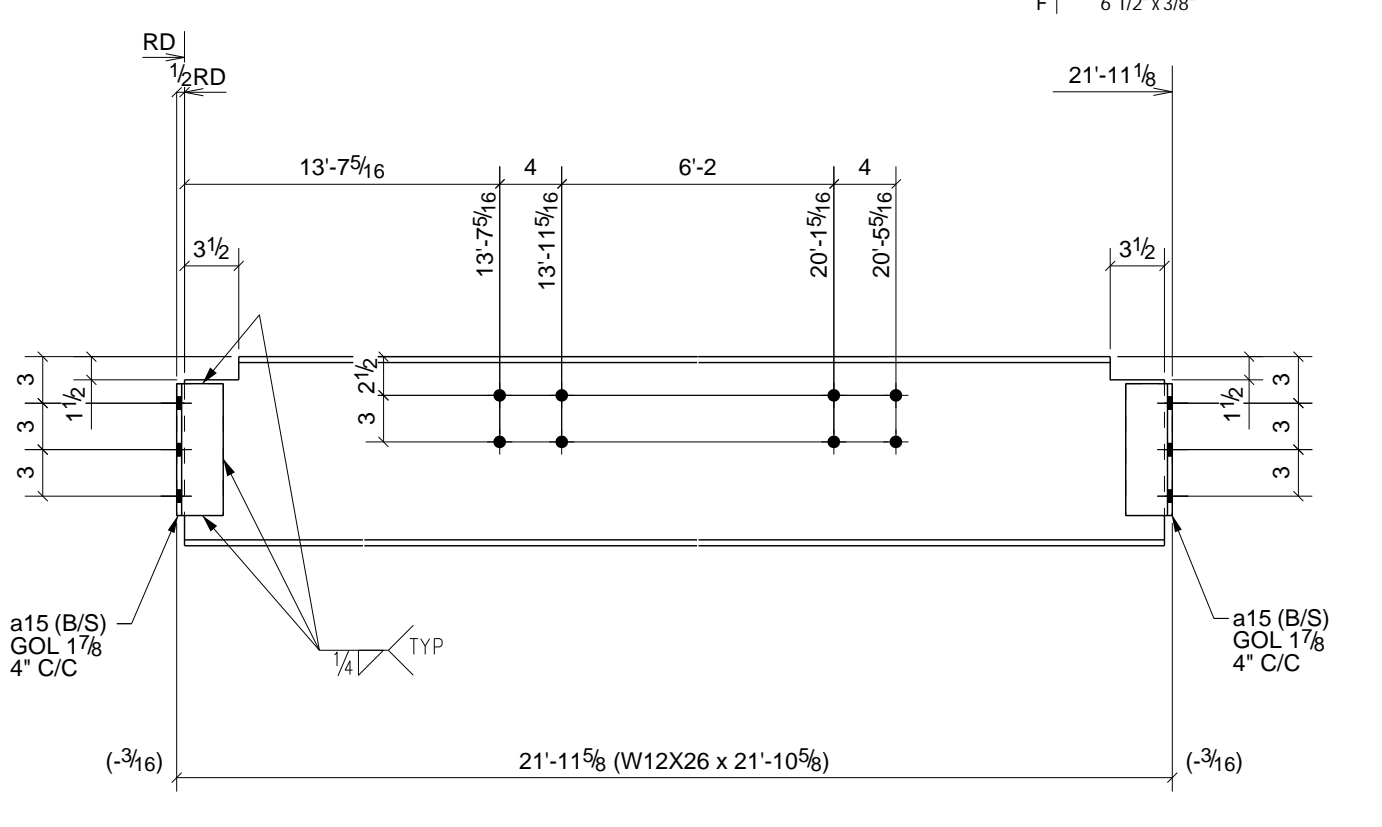
ONE - BEAM - 43B12



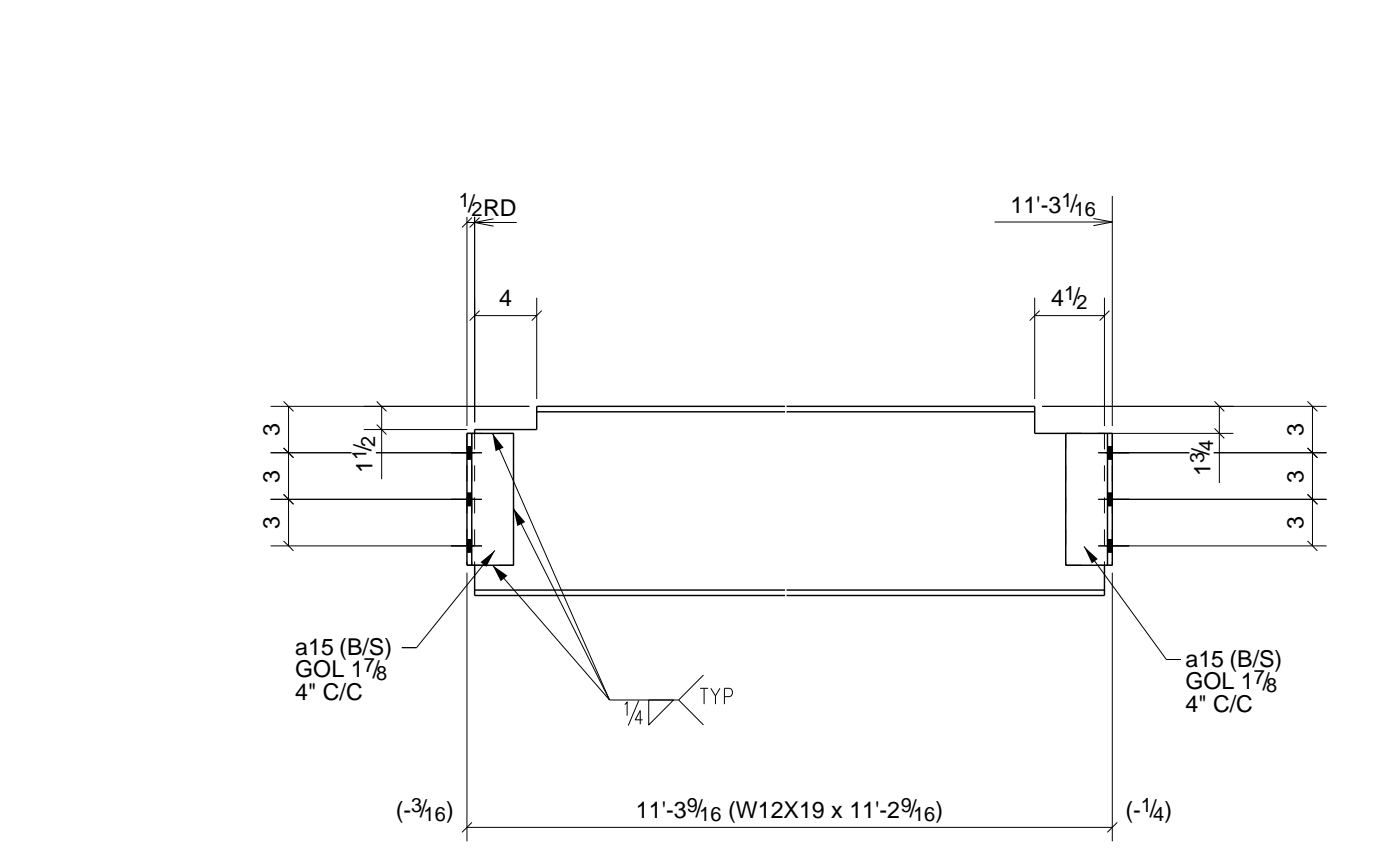
ONE - BEAM - 43B4



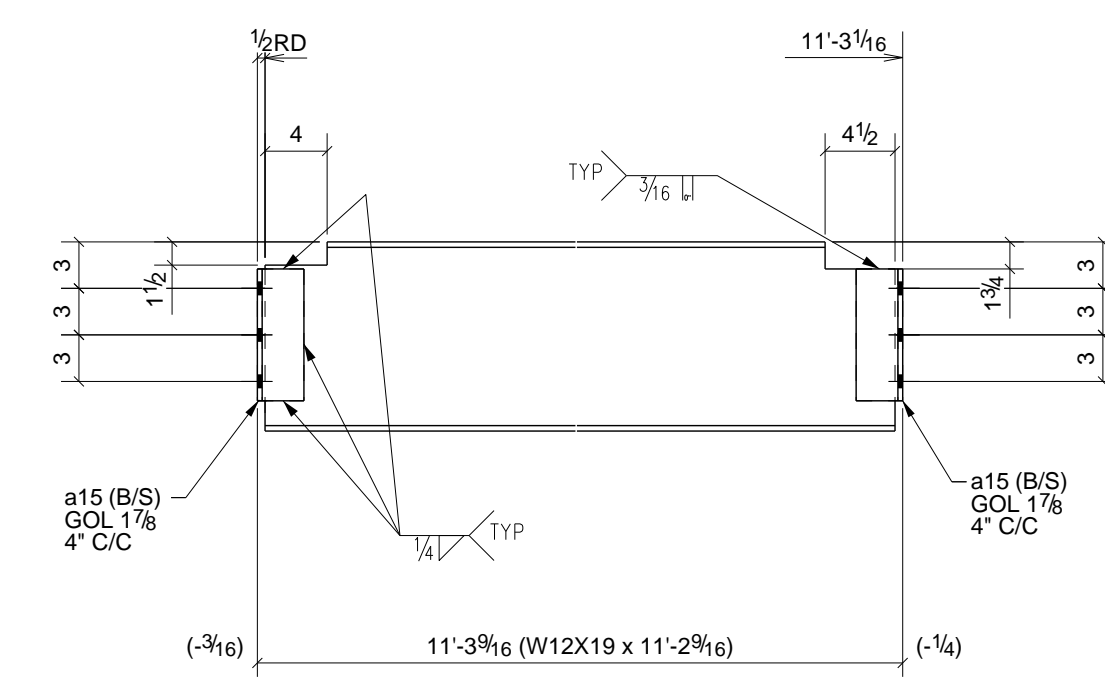
ONE - BEAM - 43B5



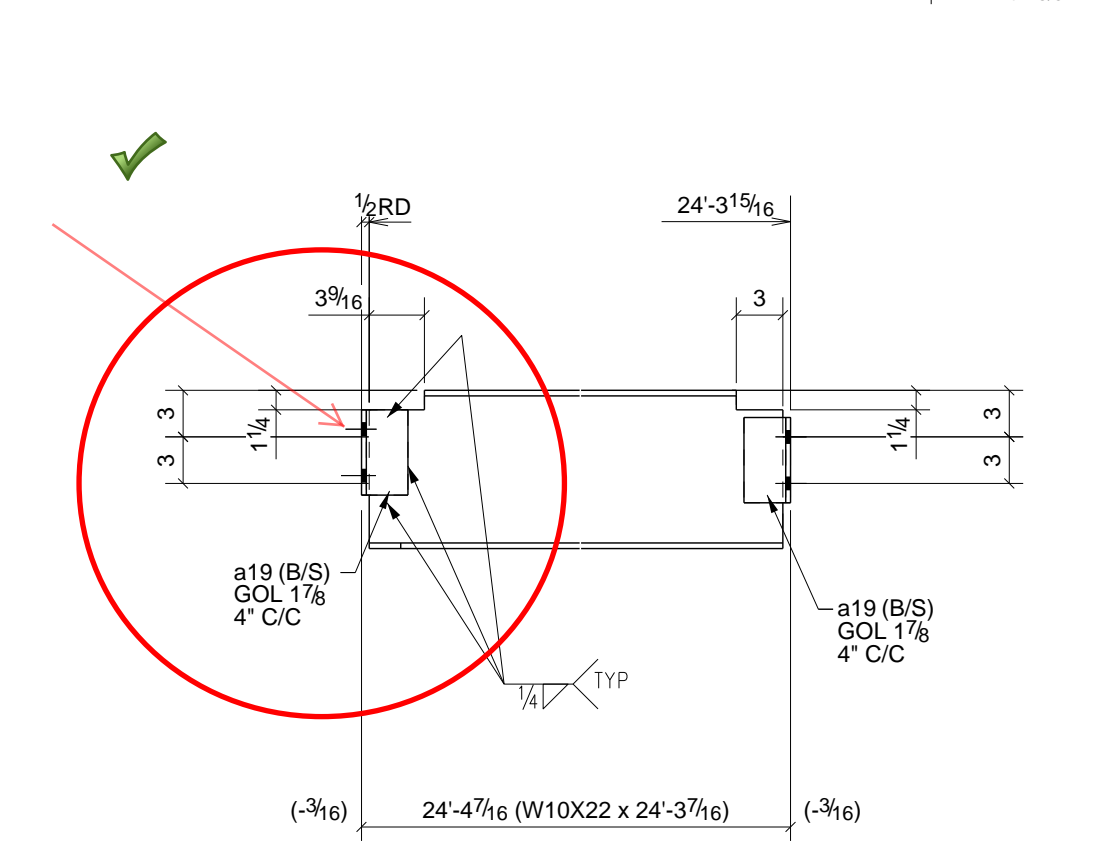
ONE - BEAM - 43B6



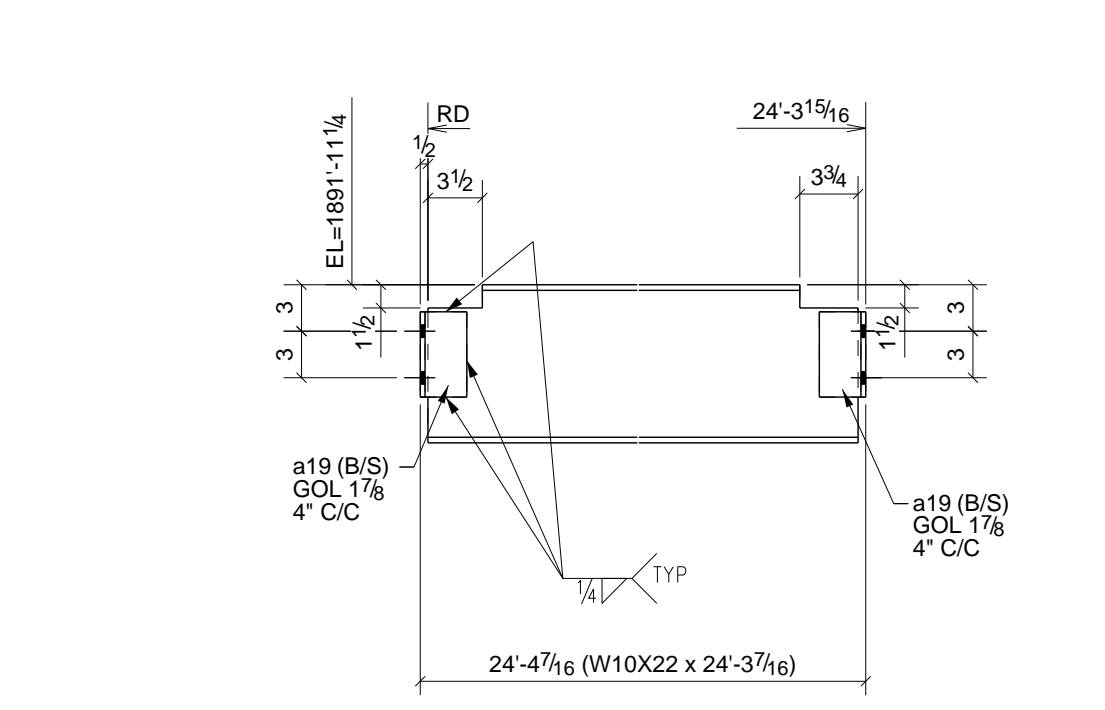
ONE - BEAM - 43B7



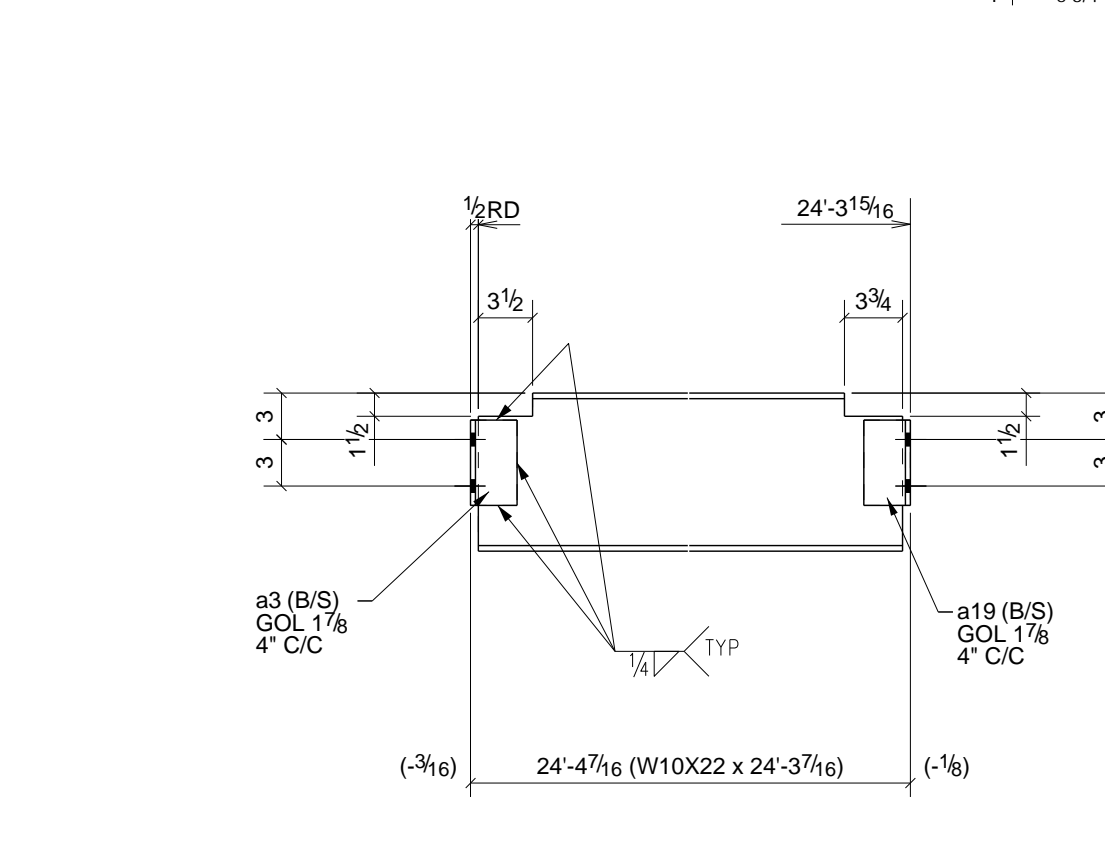
2 - BEAMS - 43B8



ONE - BEAM - 43B9



2 - BEAMS - 43B10



ONE - BEAM - 43B11

PHASE					BILL OF MATERIAL							
1	2	3	4	5	SHIP	MARK	NO PCS	DESCRIPTION	LENGTH	PIECE MARK	REMARKS - PROC./GR.	ABM #
0	1	1	0	0	2	43B1	2	W14X43	21'-5 5/8"		SQ-2 A992	B139
							8	L3X3X5/16	0'-8 1/2"	a16	A36	
							2	L4X3X5/16	8'-2"	a92	A36	
0	0	0	2	0	2	43B2	2	W8X24	3'-5 3/8"		SQ-2 A992	B140
							8	L3X3X5/16	0'-5 1/2"	a19	A36	
0	0	0	2	0	2	43B3	2	W10X22	21'-10 5/8"		SQ-2 A992	B143
							8	L3X3X5/16	0'-5 1/2"	a19	A36	
0	0	0	1	0	1	43B4	1	W10X22	21'-10 5/8"		SQ-2 A992	B146
							2	L3X3X5/16	0'-5 1/2"	a3	A36	
							2	L3X3X5/16	0'-5 1/2"	a19	A36	
							1	BAR 1/4" X 1 1/2"	0'-4"	p5	A36	
0	0	0	1	0	1	43B5	1	W12X26	21'-10 5/8"		SQ-2 A992	B151
							4	L3X3X5/16	0'-8 1/2"	a15	A36	
0	0	0	1	0	1	43B6	1	W12X26	21'-10 5/8"		SQ-2 A992	B152
							4	L3X3X5/16	0'-8 1/2"	a15	A36	
1	0	0	0	0	1	43B7	1	W12X19	11'-2 9/16"		SQ-2 A992	B161
							4	L3X3X5/16	0'-8 1/2"	a15	A36	
0	1	1	0	0	2	43B8	2	W12X19	11'-2 9/16"		SQ-2 A992	B162
							8	L3X3X5/16	0'-8 1/2"	a15	A36	
0	0	0	1	0	1	43B9	1	W10X22	24'-3 7/16"		SQ-2 A992	B171
							4	L3X3X5/16	0'-5 1/2"	a19	A36	
0	0	0	2	0	2	43B10	2	W10X22	24'-3 7/16"		SQ-2 A992	B172
							8	L3X3X5/16	0'-5 1/2"	a19	A36	
0	0	0	1	0	1	43B11	1	W10X22	24'-3 7/16"		SQ-2 A992	B173
							2	L3X3X5/16	0'-5 1/2"	a3	A36	
							2	L3X3X5/16	0'-5 1/2"	a19	A36	
1	0	0	0	0	1	43B12	1	W14X43	21'-5 5/8"		SQ-2 A992	B139
							2	L3X3X5/16	0'-8 1/2"	a4	A36	
							1	L4X3X5/16	8'-2"	a9	A36	
							2	L3X3X5/16	0'-8 1/2"	a23	A36	

6) APPROVER VERIFY ALL E PLAN ELEVATIONS PRIOR TO FAB.
 5) NO PAINT WITHIN 3" OF OPEN HOLES FOR MOMENT FLANGE CONNS.
 4) ALL MATERIAL AS NOTED
 3) 1-1/4" EDGE DISTANCE UNLESS NOTED.
 2) GRIND ALL ROUGH EDGES SMOOTH
 1) ALL WELDS 3/16" FILLETS OR BUTT WELDS, UNLESS NOTED, PROCEDURES PER AWS D.1.1 LATEST REV.

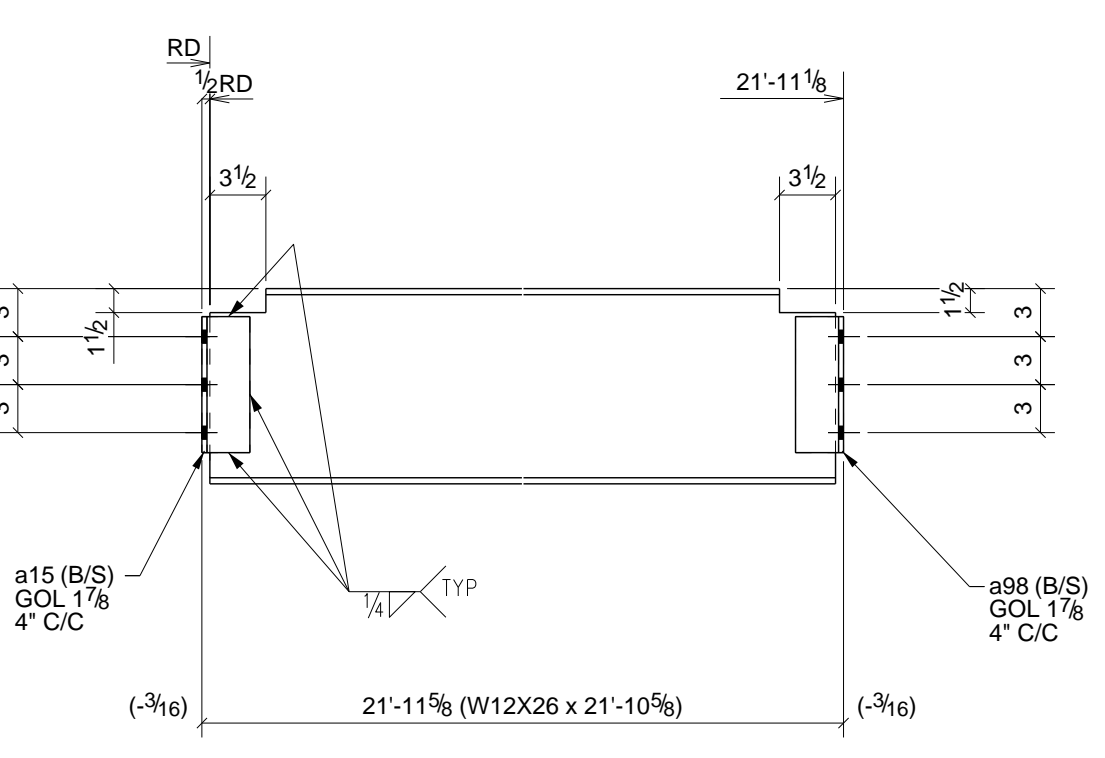
GENERAL NOTES:

B	Br Plate Correction	12/30/10	TMc	TAN
A	For Approval	12/27/10	TMc	TAN
0	For Fabrication F&F	3/07/11	TMc	TH
REV.	DESCRIPTION	DATE	DWN	CHK
GENERAL NOTES				
MATERIAL: A992 U/N		ELECTRODES: E70XX LH		REF. DRG.
HOLES: 13/16 DIA. UN		CONNS: A325N - U.N.		
SURFACE PREP. AND PAINT:		JOB USE		
SSPC-SP3		SHOP		
#30-18, Red Oxide		APPROVAL		
DESCRIPTION: BEAM DETAILS				
PROJ. NAME St Marys Medical Center				
LOCATION 1102 Million Dollar Highway, St. Marys, PA.				
CONTRACTOR Hallstrom Construction, Inc. ARCH/ENG. KTH Architects, Inc./Lee-Simpson Assoc., Inc.				
DRAWN BY TMc				
DATE 12/27/2010				
CHKD BY TH				
DATE				
JOB No. 3-21375				
DRG. No. 43				
REV. 0				

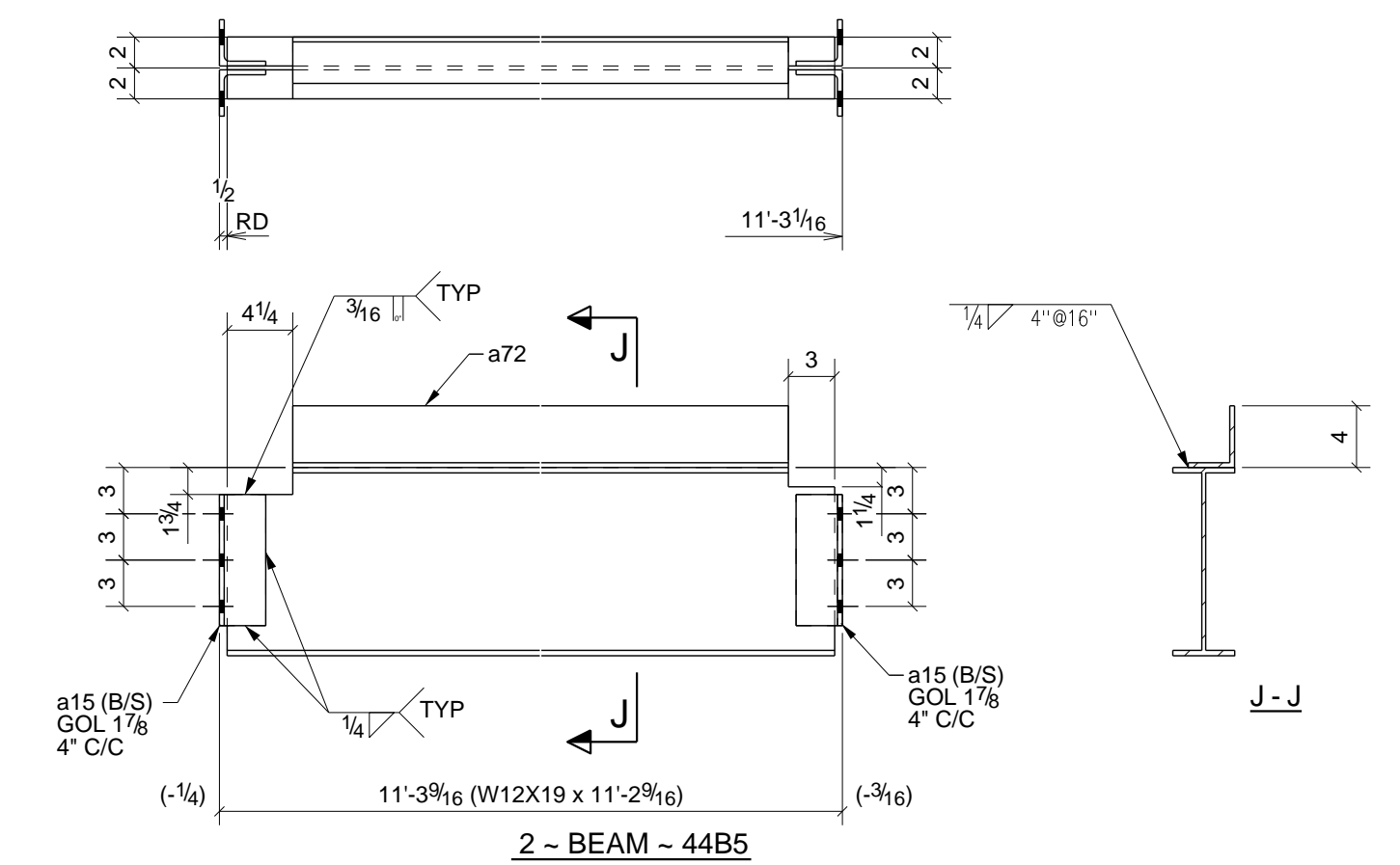
Altoona Pipe And Steel Supply Co.
 1128 Ninth Avenue
 Altoona, Pa 16603-0112
 (814) 944-1631



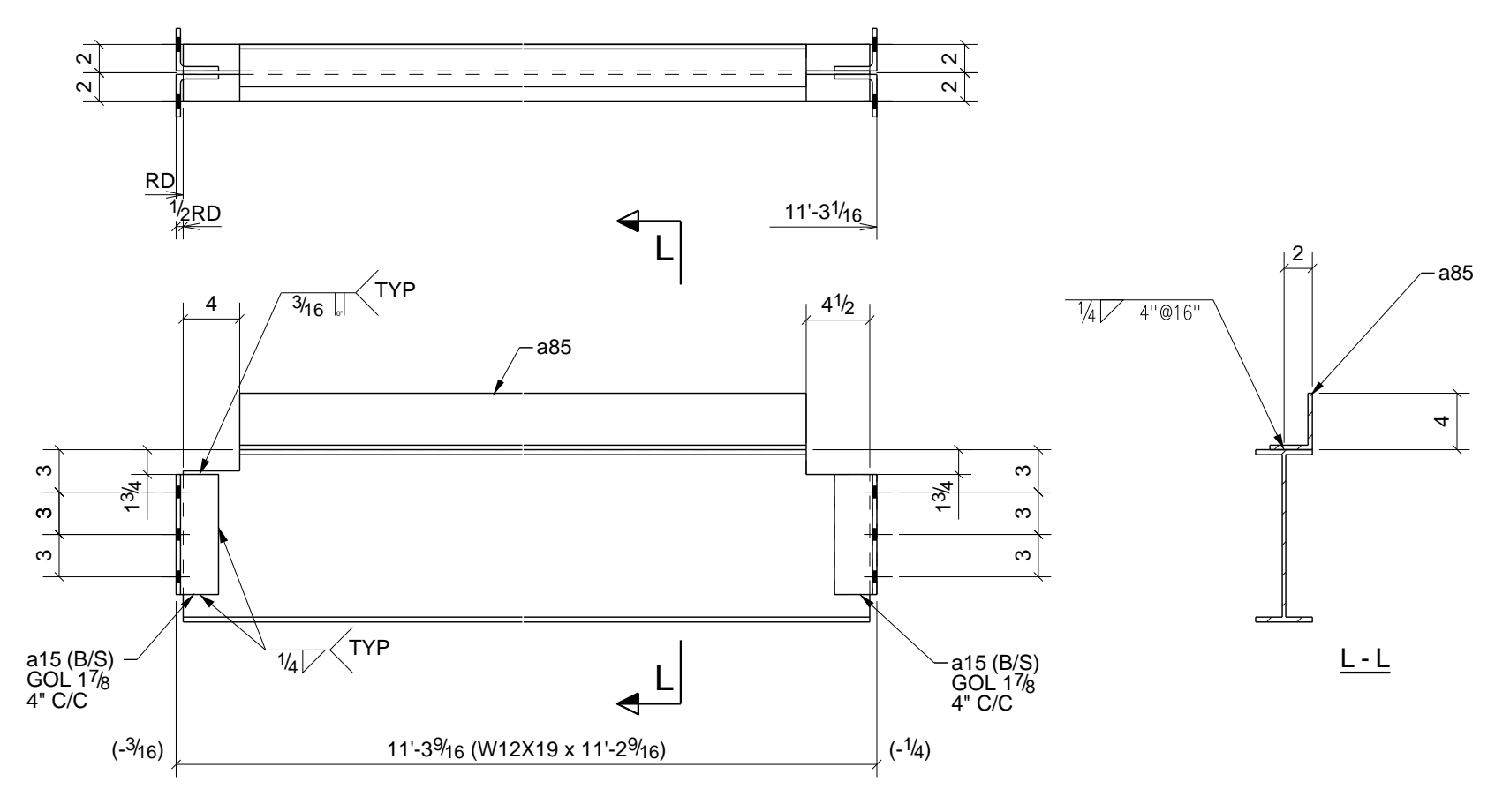
PHASE					BILL OF MATERIAL						
1	2	3	4	5	SHIP MARK	NO PCS	DESCRIPTION	LENGTH	PIECE MARK	REMARKS - PROC. GR.	ABM #
0	0	0	1	0	1	44B1	1	W12X26	21'-10 5/8"	SQ-2 A992	B122
							2	L3X3X5/16	0'-8 1/2"	a15 A36	
							2	L3X3X5/16	0'-8 1/2"	a98 A36	
0	0	0	1	0	1	44B2	1	W12X26	21'-10 5/8"	SQ-2 A992	B122
							2	L3X3X5/16	0'-8 1/2"	a15 A36	
							2	L3X3X5/16	0'-8 1/2"	a93 A36	
							1	BAR1/4"x3 1/4"	0'-3 15/16"	p44 A36	
0	0	0	1	0	1	44B3	1	W12X26	21'-10 5/8"	SQ-2 A992	B151
							2	L3X3X5/16	0'-8 1/2"	a15 A36	
							2	L3X3X5/16	0'-8 1/2"	a93 A36	
1	0	0	0	0	1	44B4	1	W12X19	11'-2 9/16"	SQ-2 A992	B50
							4	L3X3X5/16	0'-8 1/2"	a15 A36	
							1	L4X3X5/16	10'-6 5/16"	a105 A36	
0	1	1	0	0	2	44B5	2	W12X19	11'-2 9/16"	SQ-2 A992	B51
							8	L3X3X5/16	0'-8 1/2"	a15 A36	
							2	L4X3X5/16	10'-7 5/16"	a72 A36	
1	0	0	0	0	1	44B6	1	W12X19	11'-2 9/16"	SQ-2 A992	B50
							4	L3X3X5/16	0'-8 1/2"	a15 A36	
							1	L4X3X5/16	10'-6 5/16"	a105 A36	
0	1	1	0	0	2	44B7	2	W12X19	11'-2 9/16"	SQ-2 A992	B51
							8	L3X3X5/16	0'-8 1/2"	a15 A36	
							2	L4X3X5/16	10'-7 5/16"	a72 A36	
1	0	0	0	0	1	44B8	1	W12X19	11'-2 9/16"	SQ-2 A992	B161
							4	L3X3X5/16	0'-8 1/2"	a15 A36	
							1	L4X3X5/16	10'-6 5/16"	a105 A36	
0	1	0	0	0	1	44B9	1	W12X19	11'-2 9/16"	SQ-2 A992	B162
							4	L3X3X5/16	0'-8 1/2"	a15 A36	
							1	L4X3X5/16	10'-6 1/16"	a85 A36	
1	0	0	0	0	1	44B10	1	W12X19	11'-2 9/16"	SQ-2 A992	B161
							4	L3X3X5/16	0'-8 1/2"	a15 A36	
							1	L4X3X5/16	10'-6 5/16"	a105 A36	
0	1	0	0	0	1	44B11	1	W12X19	11'-2 9/16"	SQ-2 A992	B162
							4	L3X3X5/16	0'-8 1/2"	a15 A36	
							1	L4X3X5/16	10'-6 1/16"	a85 A36	
0	0	0	1	0	1	44B12	1	W12X26	21'-10 5/8"	SQ-2 A992	B122
							2	L3X3X5/16	0'-8 1/2"	a15 A36	
							2	L3X3X5/16	0'-8 1/2"	a98 A36	



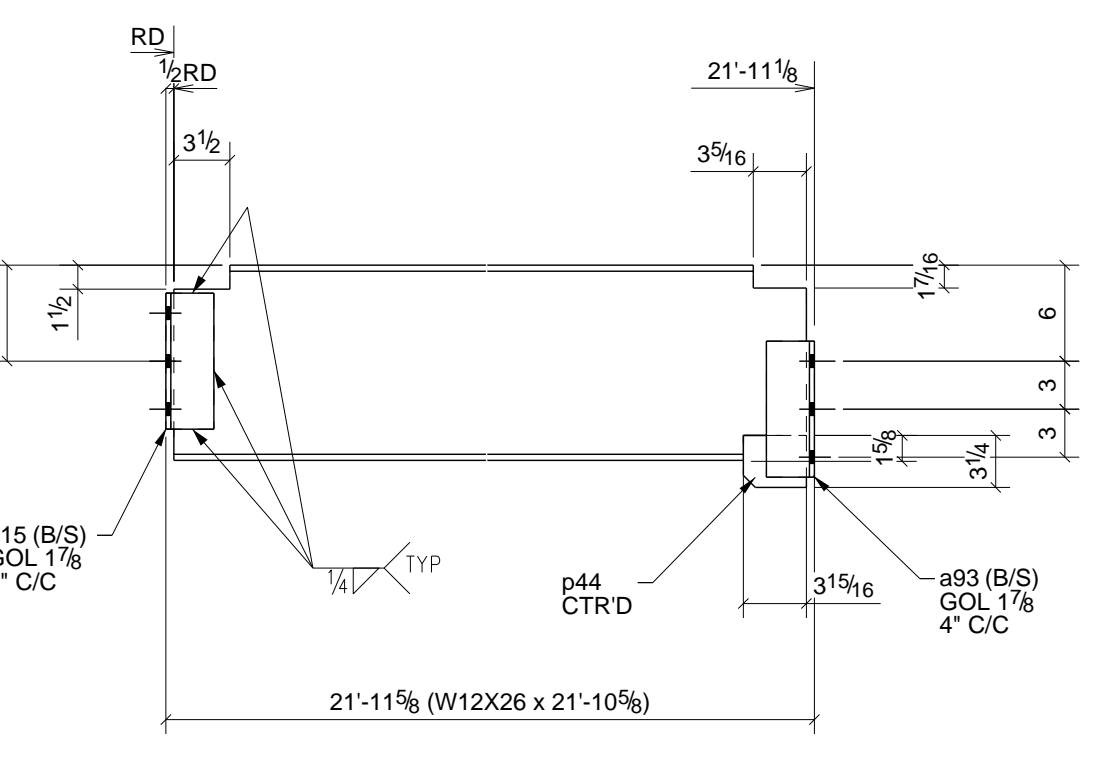
ONE - BEAM - 44B1



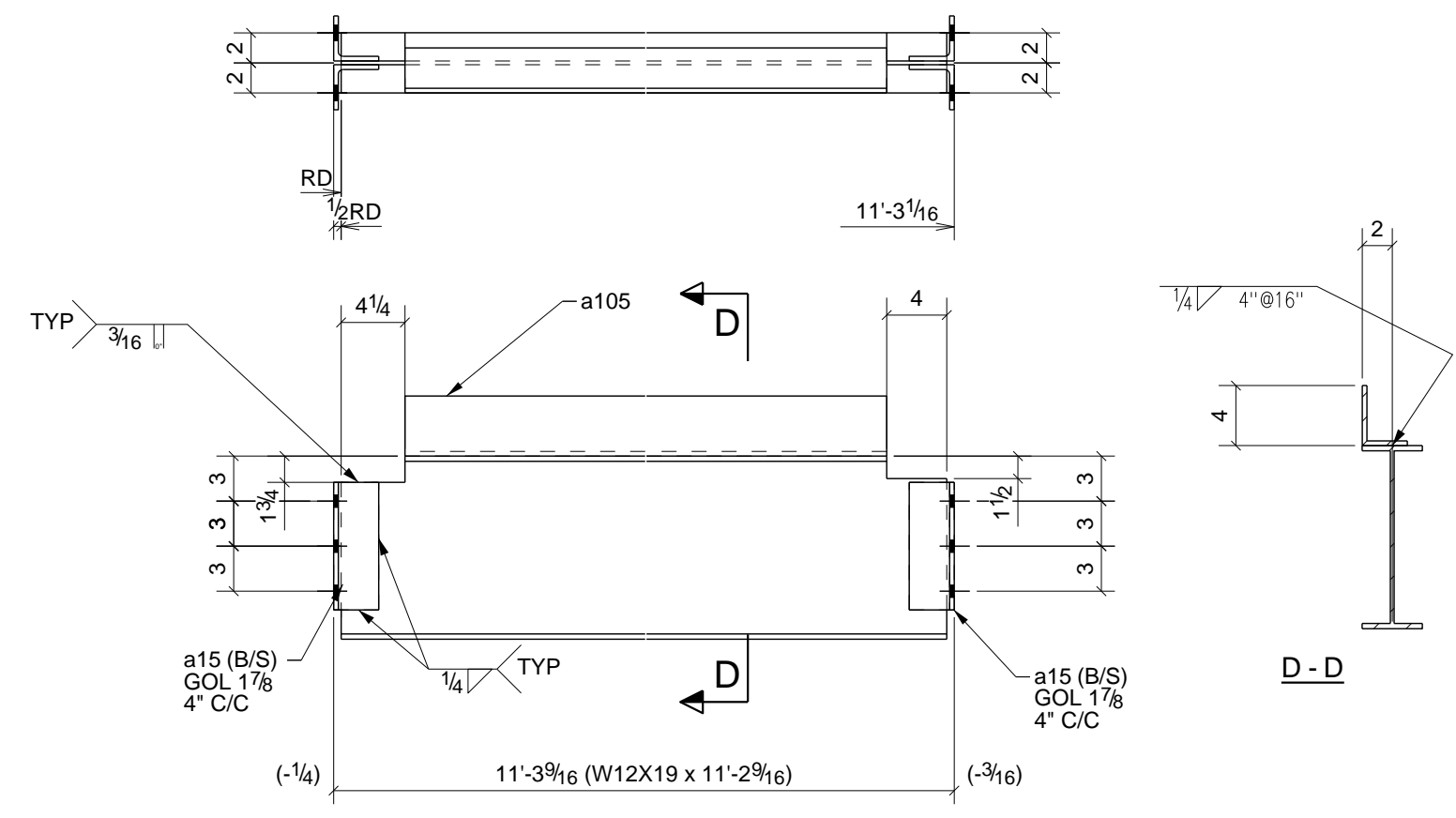
2 - BEAM - 44B5



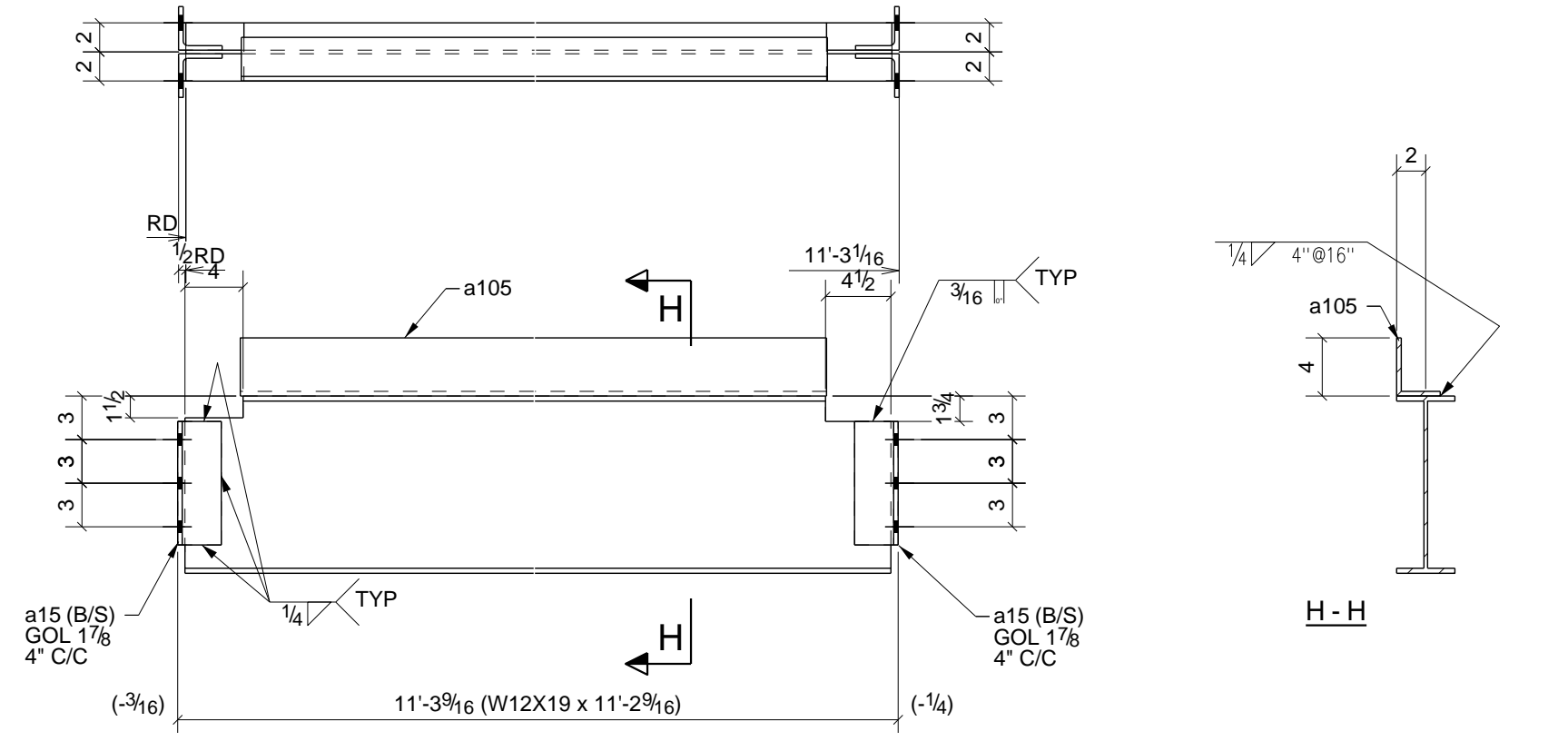
ONE - BEAM - 44B9



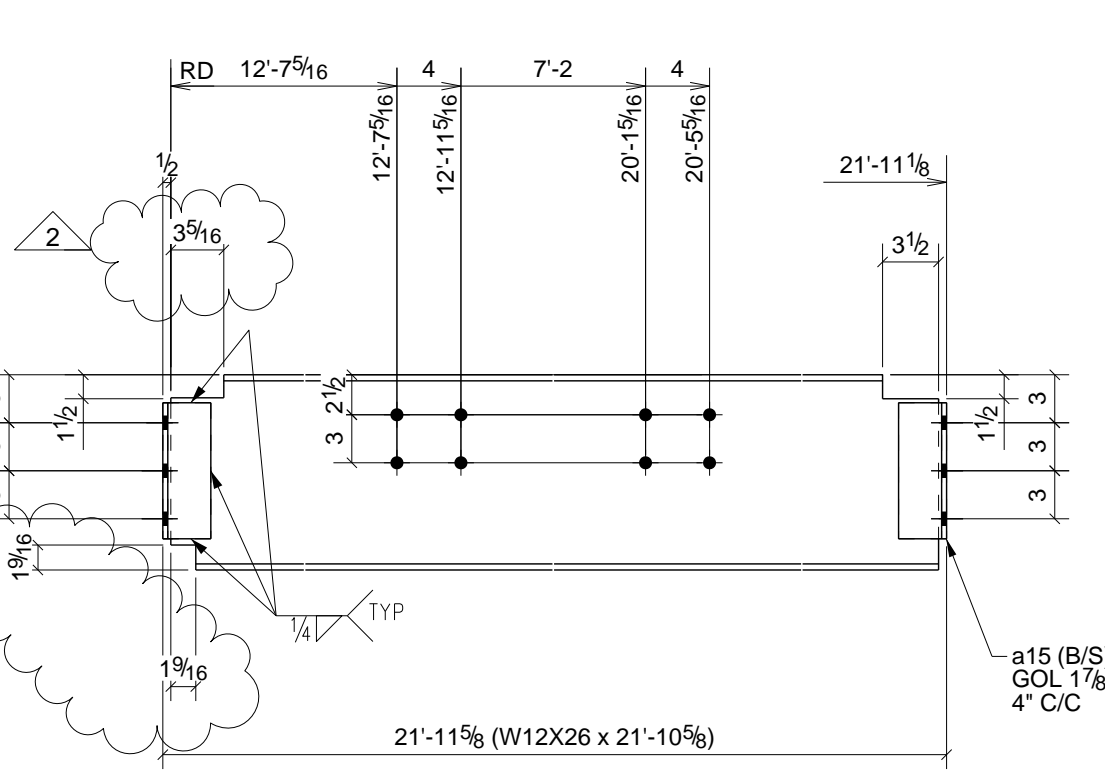
ONE - BEAM - 44B2



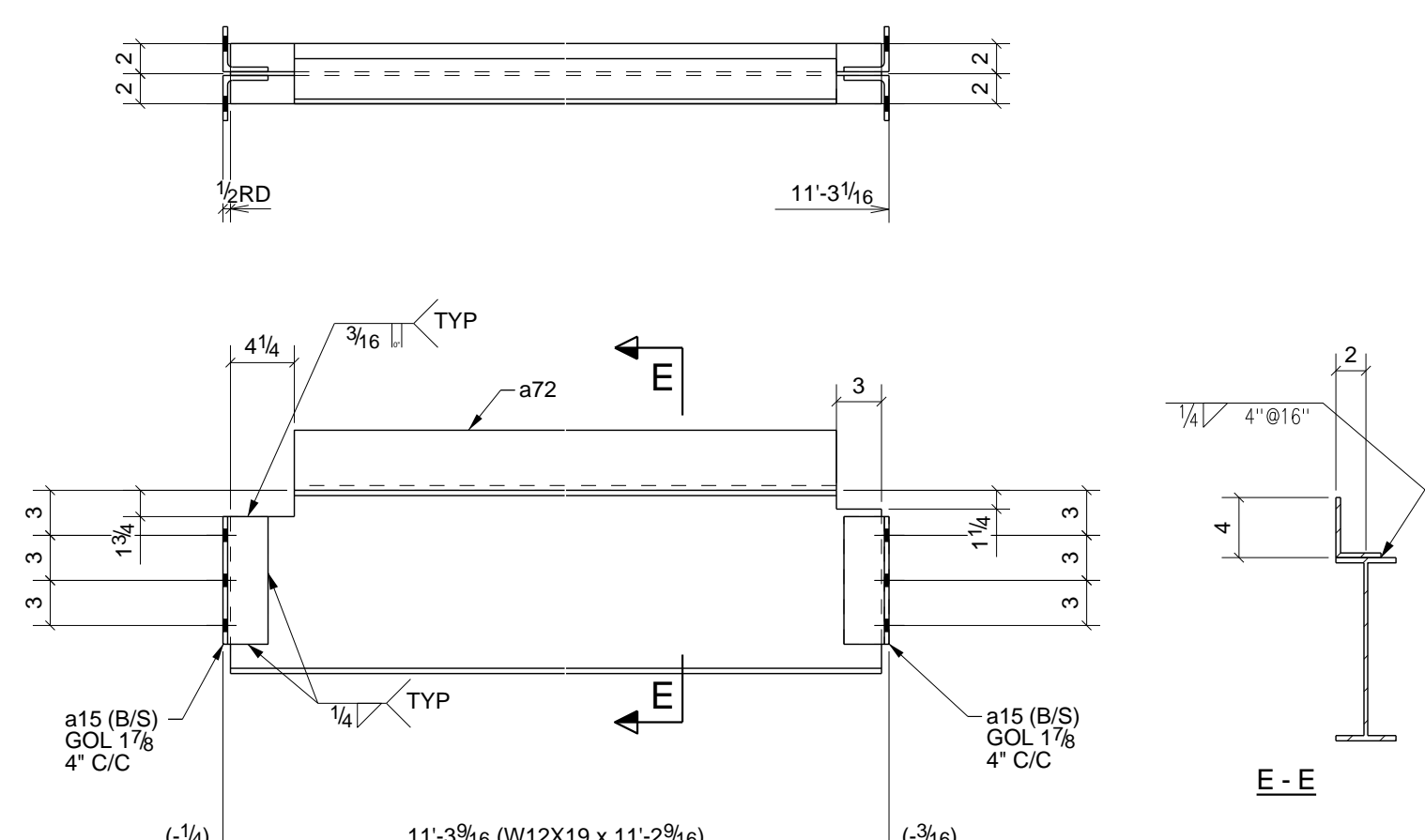
ONE - BEAM - 44B6



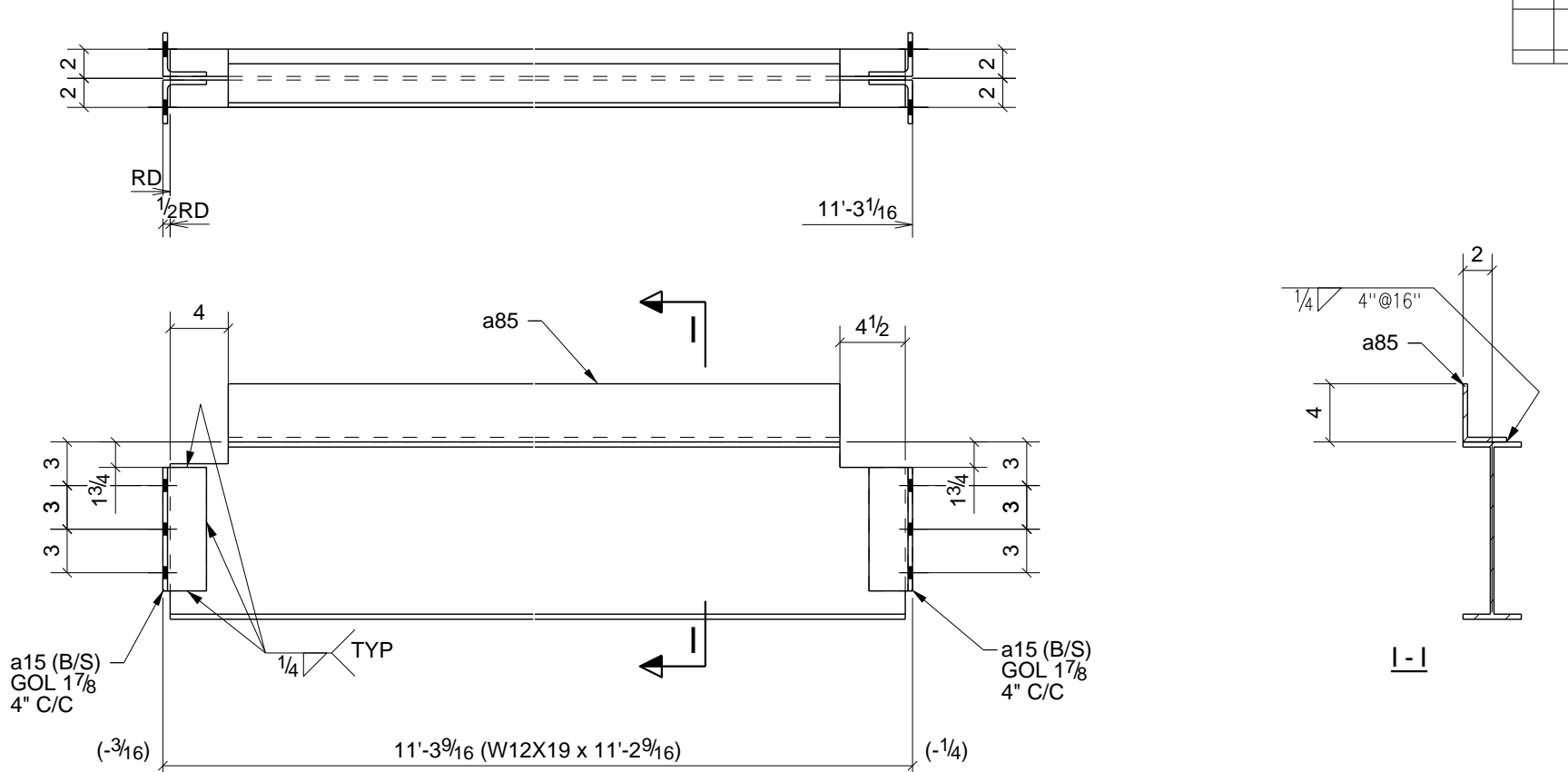
ONE - BEAM - 44B10



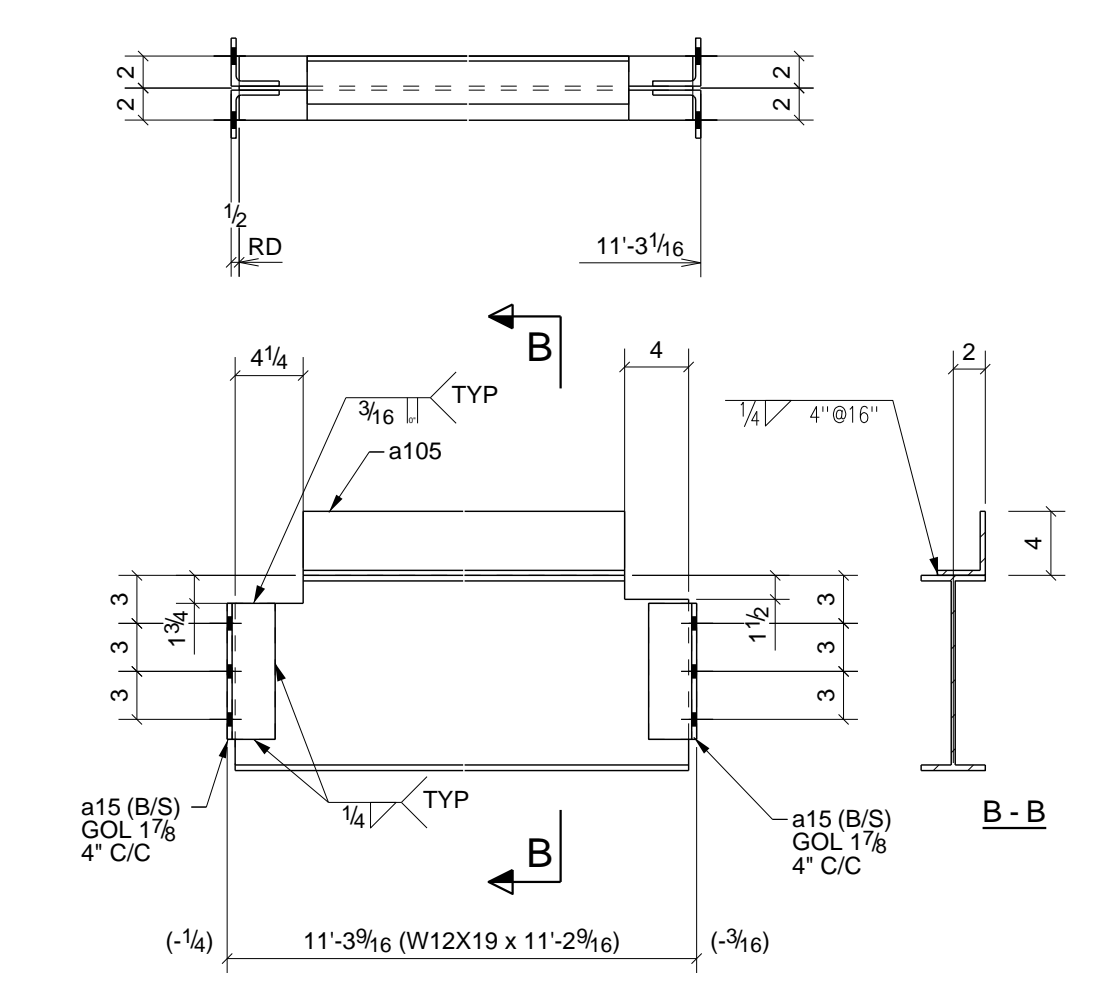
ONE - BEAM - 44B3



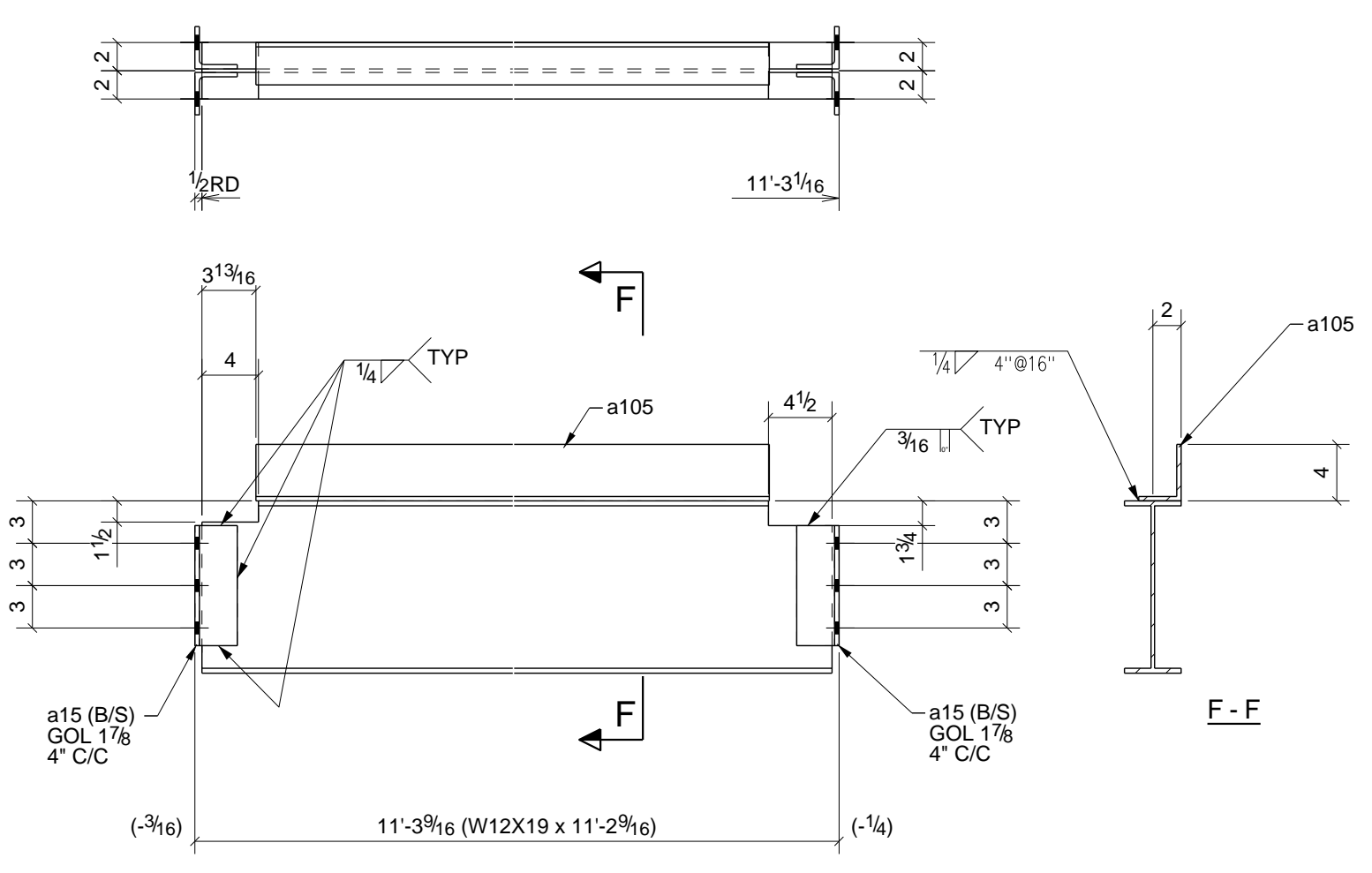
2 - BEAMS - 44B7



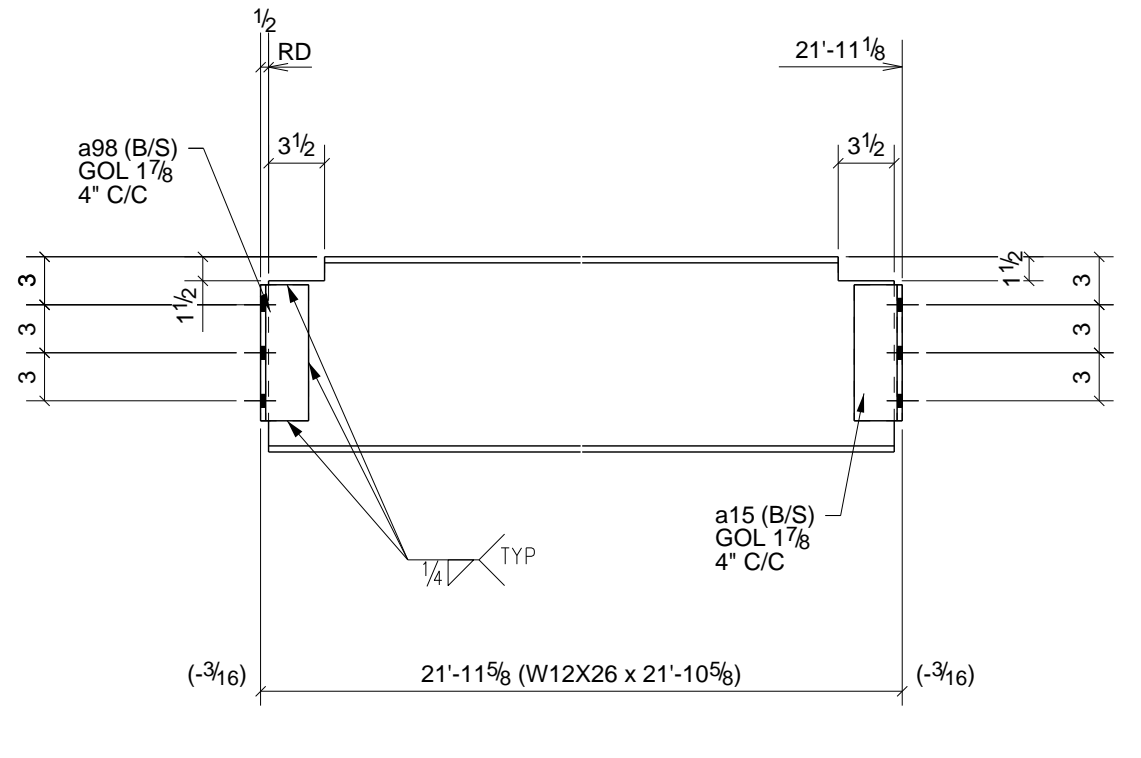
ONE - BEAM - 44B11



ONE - BEAM - 44B4



ONE - BEAM - 44B8



ONE - BEAM - 44B12

6) APPROVER VERIFY ALL E PLAN ELEVATIONS PRIOR TO FAB.
 5) NO PAINT WITHIN 3" OF OPEN HOLES FOR MOMENT FLANGE CONNS.
 4) ALL MATERIAL AS NOTED
 3) 1-1/4" EDGE DISTANCE UNLESS NOTED.
 2) GRIND ALL ROUGH EDGES SMOOTH
 1) ALL WELDS 3/16" FILLETS OR BUTT WELDS, UNLESS NOTED, PROCEDURES PER AWS D.1.1 LATEST REV.
 GENERAL NOTES:

REV.	DESCRIPTION	DATE	DWN	CHK
B	Chgd W8 Conns to 2-1/2" Drop B3	12/30/10	TMC	TAN
A	For Approval	12/27/10	TMC	TAN
2	ADDED BLOCK DIMS	4/13/11	TMC	TH
1	Changed Marks & Details	3/08/11	TMC	TH
0	For Fabrication F&F	3/07/11	TMC	TH

GENERAL NOTES

MATERIAL: A992 UN ELECTRODES: E70XX LH REF. DRG. UN

HOLES: 13/16 DIA UN CONNS: A325N - U.N.

SURFACE PREP. AND PAINT: SSPC-SP3 #30-18, Red Oxide

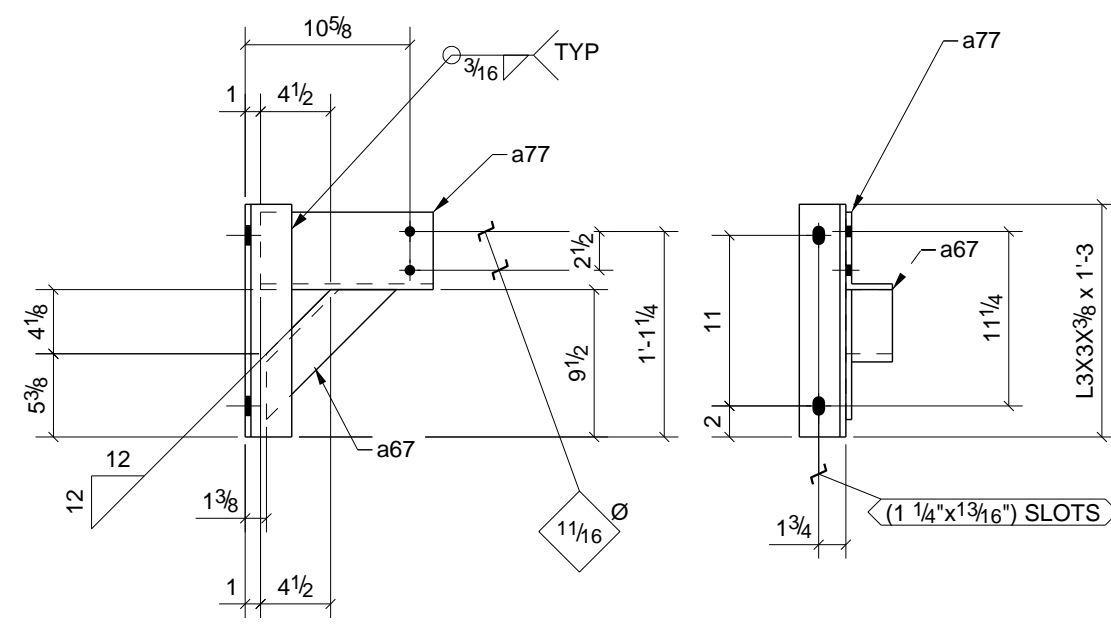
DESCRIPTION: BEAM DETAILS

PROJ. NAME: St Marys Medical Center
 LOCATION: 1102 Million Dollar Highway, St. Marys, PA.

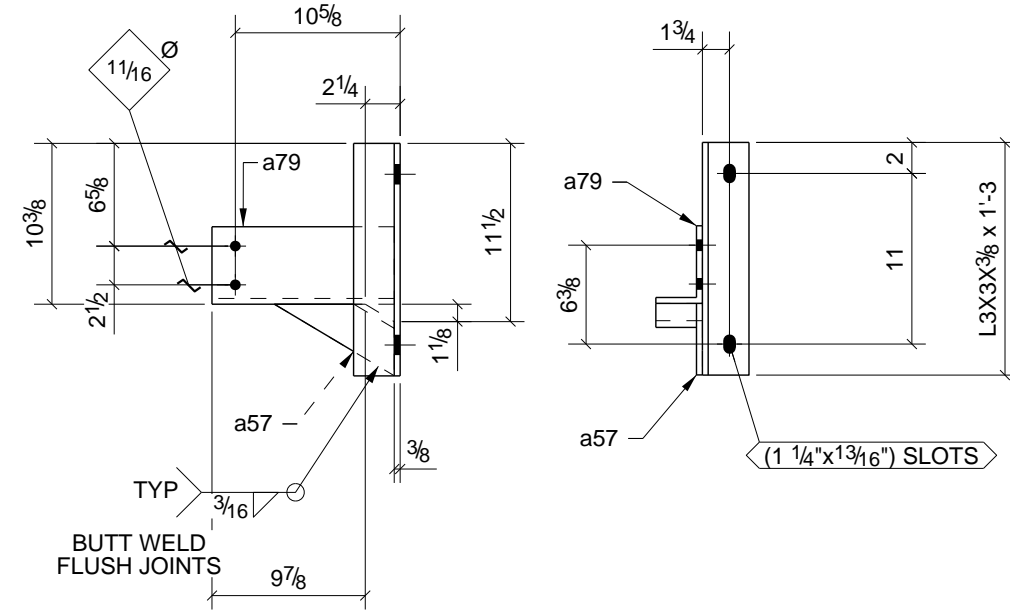
CONTRACTOR: Hallstrom Construction, Inc. ARCH/ENG: KTH Architects, Inc./Lee-Simpson Assoc., Inc.

Altoona Pipe And Steel Supply Co.
 1128 Ninth Avenue
 Altoona, Pa 16603-0112
 (814) 944-1631

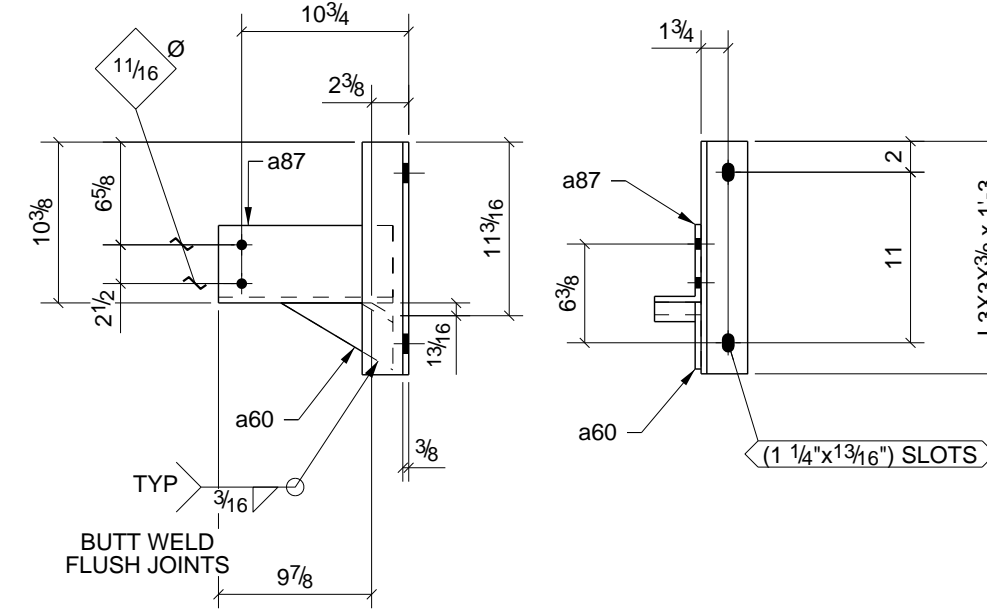
DRAWN BY: TMC
 DATE: 12/27/2010
 CHKD BY: TH
 DATE: 12/27/2010
 JOB No: 3-21375
 DRG. No: 44
 REV: 2



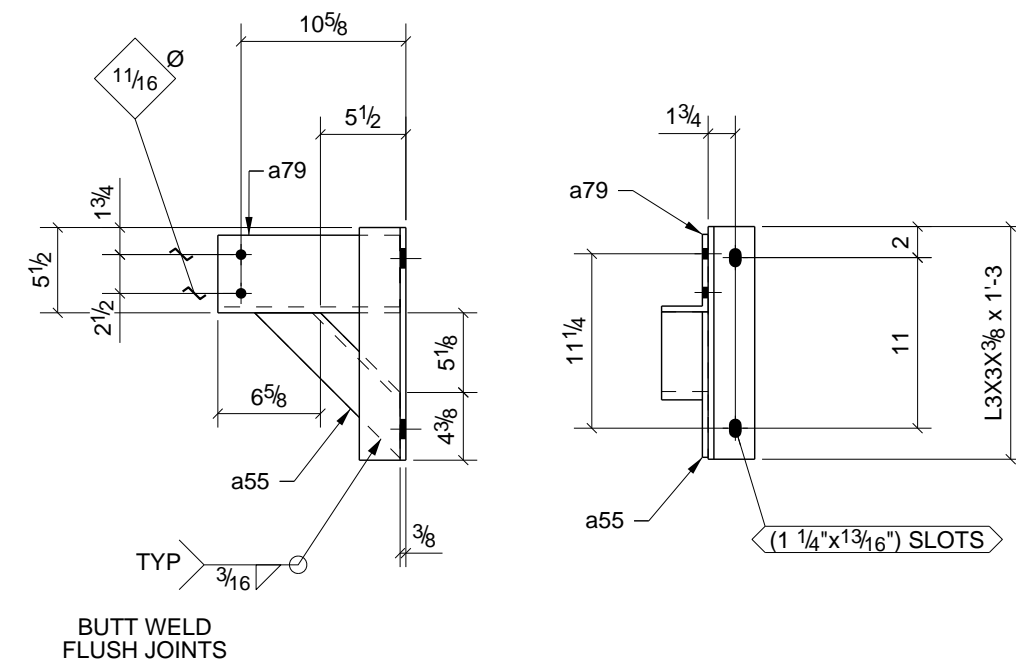
2 - ANGLE BRACKETS - 45A1



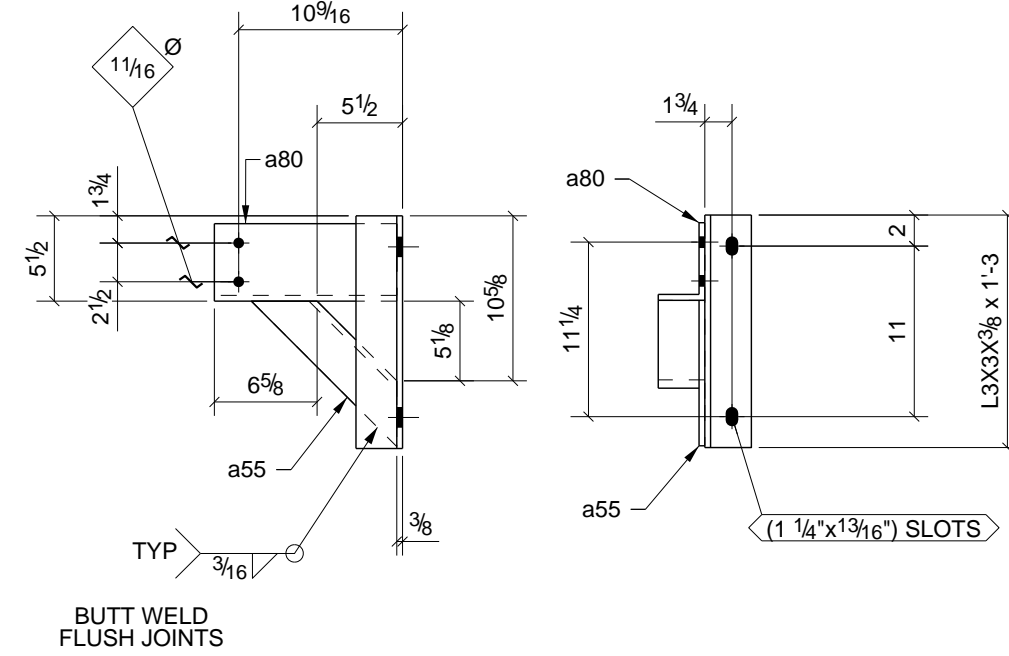
24 - ANGLES - 45A4



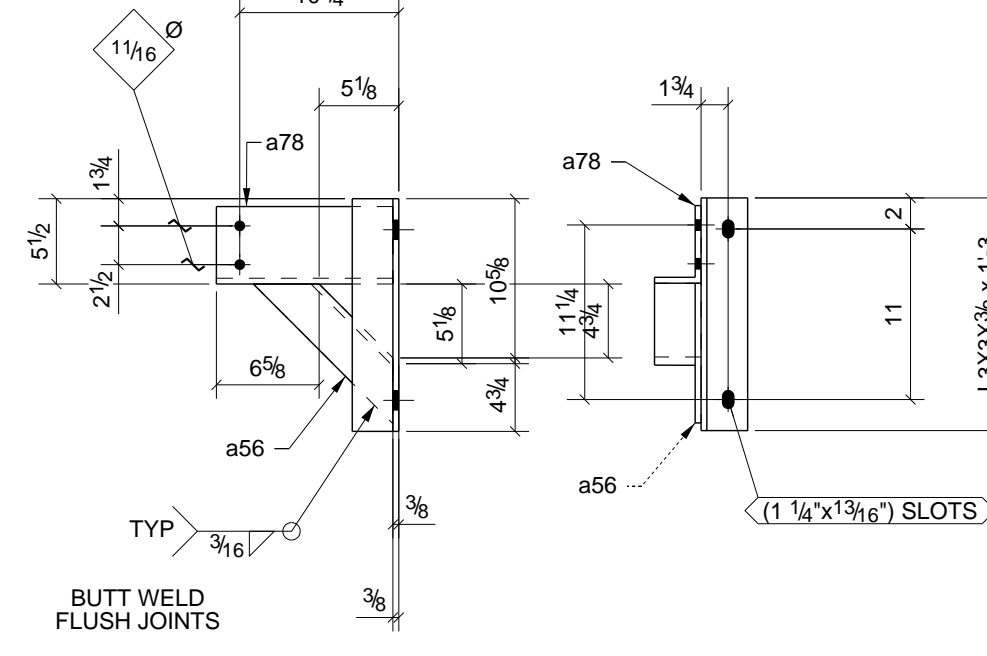
ONE - ANGLE BRACKET - 45A7



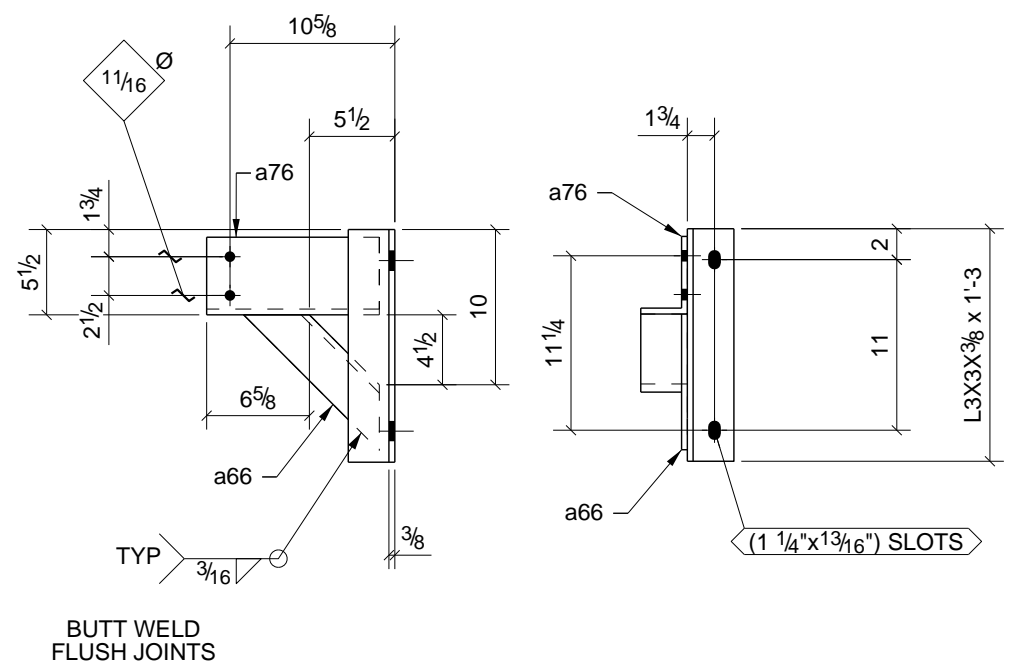
28 - ANGLES - 45A2



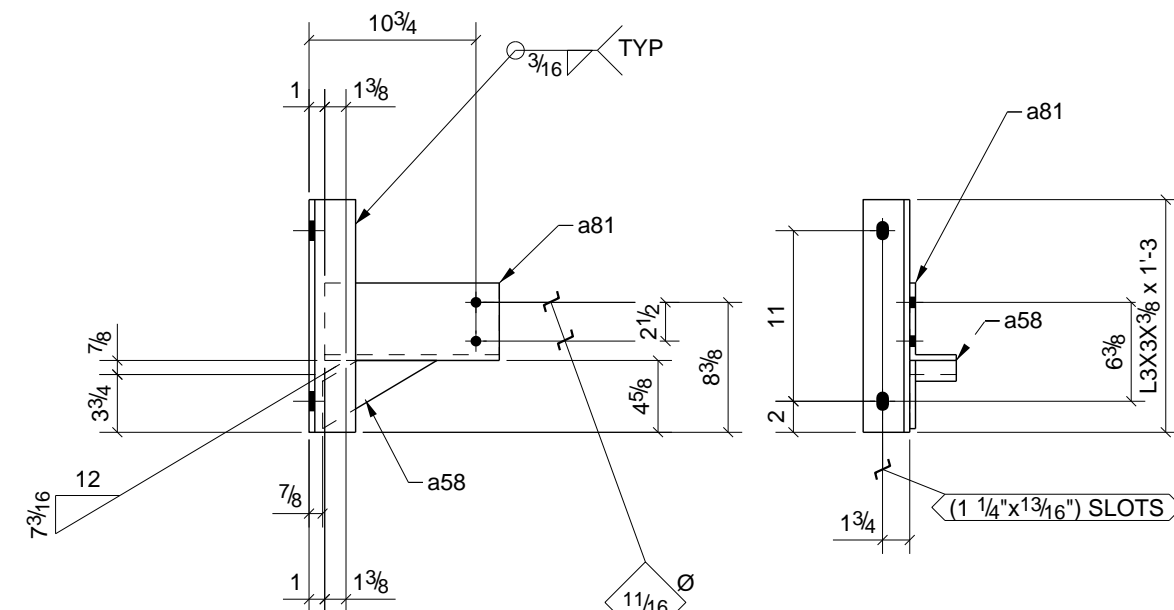
24 - ANGLES - 45A5



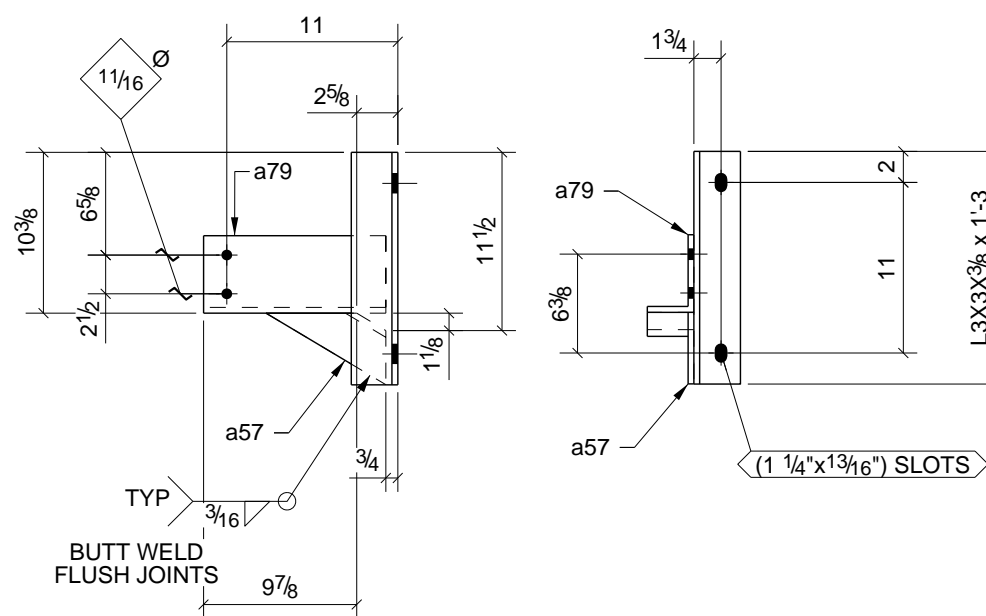
4 - ANGLE BRACKETS - 45A8



2 - ANGLE BRACKETS - 45A3



ONE - ANGLE BRACKET - 45A6



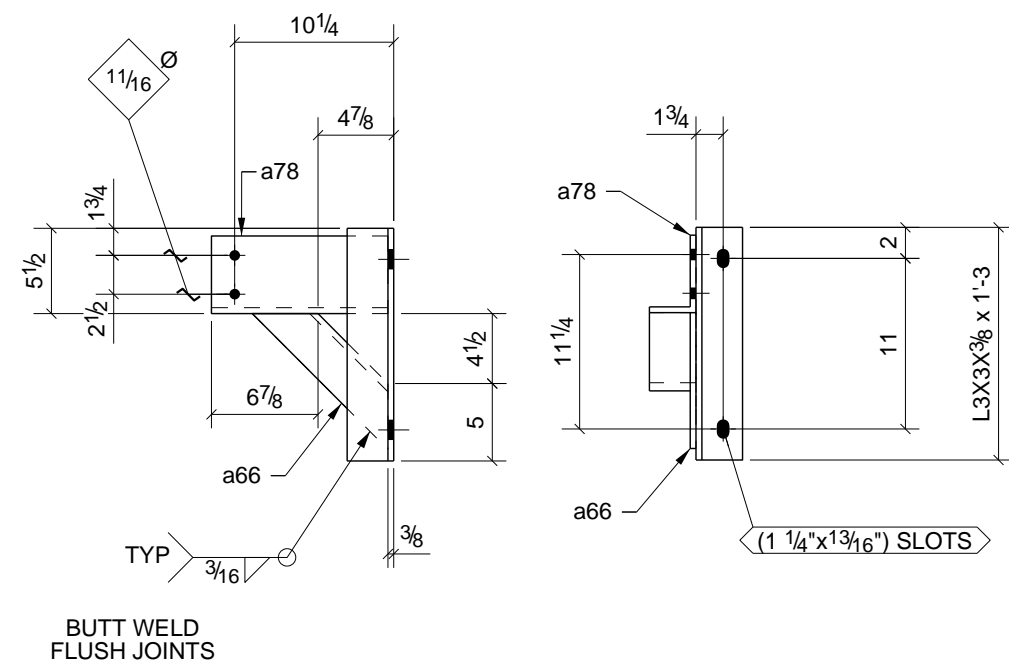
2 - ANGLE BRACKETS - 45A9

PHASE					BILL OF MATERIAL							
1	2	3	4	5	SHIP	MARK	NO PCS	DESCRIPTION	LENGTH	PIECE MARK	REMARKS - PROC./GR.	ABM #
0	0	0	0	2	2	45A1	2	L3X3X3/8	1'-3"		SQ-2 A36	A23
							2	L3X3X3/8	0'-11 7/8"	a67	A36	
							2	L5X3X3/8	0'-11 1/8"	a77	A36	
0	0	0	0	28	28	45A2	28	L3X3X3/8	1'-3"		SQ-2 A36	A24
							28	L3X3X3/8	1'-1 1/4"	a55	A36	
							28	L5X3X3/8	0'-11 3/4"	a79	A36	
0	0	0	0	2	2	45A3	2	L3X3X3/8	1'-3"		SQ-2 A36	a55
							2	L3X3X3/8	1'-0 3/8"	a66	A36	
							2	L5X3X3/8	0'-11 1/8"	a76	A36	
0	0	0	0	24	24	45A4	24	L3X3X3/8	1'-3"		SQ-2 A36	A26
							24	L3X3X3/8	0'-9"	a57	A36	
							24	L5X3X3/8	0'-11 3/4"	a79	A36	
0	0	0	0	24	24	45A5	24	L3X3X3/8	1'-3"		SQ-2 A36	A25
							24	L3X3X3/8	1'-1 1/4"	a55	A36	
							24	L5X3X3/8	0'-11 3/4"	a80	A36	
0	0	0	0	1	1	45A6	1	L3X3X3/8	1'-3"		SQ-2 A36	A27
							1	L3X3X3/8	0'-8 9/16"	a58	A36	
							1	L5X3X3/8	0'-11 1/4"	a81	A36	
0	0	0	0	1	1	45A7	1	L3X3X3/8	1'-3"		SQ-2 A36	A28
							1	L3X3X3/8	0'-8 7/16"	a60	A36	
							1	L5X3X3/8	0'-11 1/4"	a87	A36	
0	0	0	0	4	4	45A8	4	L3X3X3/8	1'-3"		SQ-2 A36	A29
							4	L3X3X3/8	1'-0 3/4"	a56	A36	
							4	L5X3X3/8	0'-11 3/8"	a78	A36	
0	0	0	0	2	2	45A9	2	L3X3X3/8	1'-3"		SQ-2 A36	A30
							2	L3X3X3/8	0'-9"	a57	A36	
							2	L5X3X3/8	0'-11 3/4"	a79	A36	

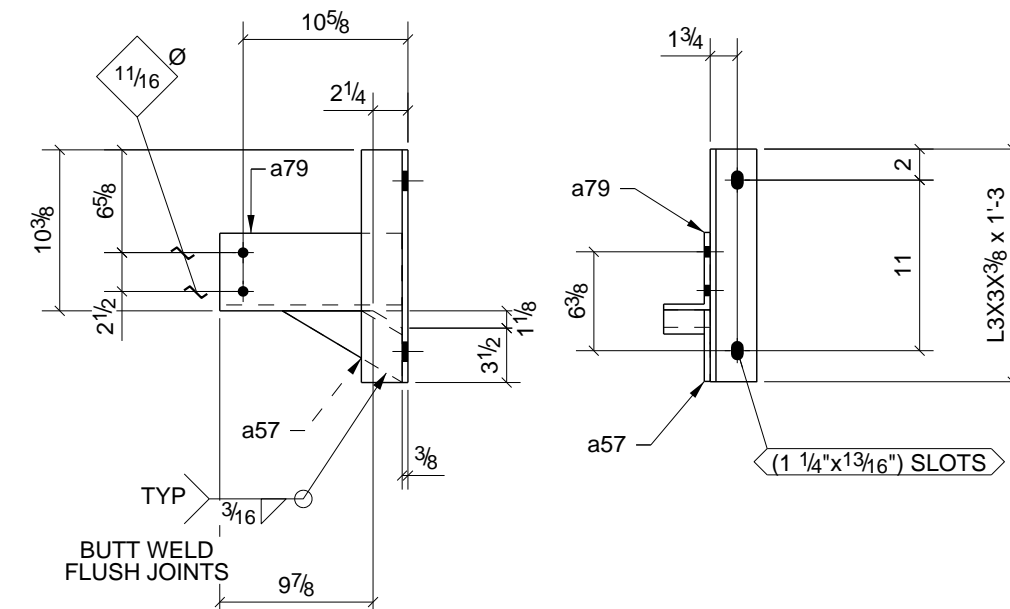
6) APPROVER VERIFY ALL E PLAN ELEVATIONS PRIOR TO FAB.
 5) NO PAINT WITHIN 3" OF OPEN HOLES FOR MOMENT FLANGE CONNS.
 4) ALL MATERIAL AS NOTED
 3) 1-1/4" EDGE DISTANCE UNLESS NOTED.
 2) GRIND ALL ROUGH EDGES SMOOTH
 1) ALL WELDS 3/16" FILLETS OR BUTT WELDS, UNLESS NOTED, PROCEDURES PER AWS D.1.1 LATEST REV.

GENERAL NOTES:

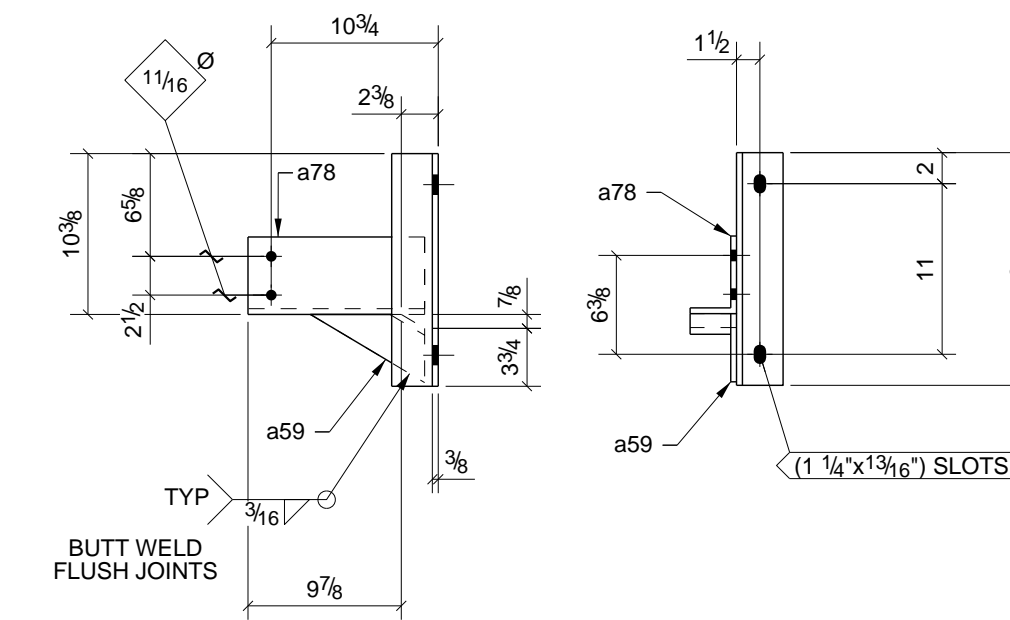
A	For Approval	12/27/10	TMc	TAN
0	For Fabrication F&F	3/07/11	TMc	TH
REV.	DESCRIPTION	DATE	DWN	CHK
GENERAL NOTES				
MATERIAL: A992	UN	ELECTRODES: E70XX LH	REF. DRG.	JOB USE
HOLES: 13/16	DIA. UN	CONNS: A325N - U.N.		SHOP
SURFACE PREP. AND PAINT:				APPROVAL
SSPC-SP3 #30-18, Red Oxide				
DESCRIPTION: BRACKET DETAILS				
PROJ. NAME	St Marys Medical Center			
LOCATION	1102 Million Dollar Highway, St. Marys, PA.			
CONTRACTOR	Hallstrom Construction, Inc.	ARCH/ENG.	KTH Architects, Inc./Lee-Simpson Assoc., Inc	
Altoona Pipe And Steel Supply Co.				
1128 Ninth Avenue Altoona, Pa 16603-0112 (814) 944-1631				
			DRAWN BY	TMc
			DATE	12/27/2010
			CHKD. BY	TH
			DATE	
			JOB No.	3-21375
			DRG. No.	45
			REV.	0



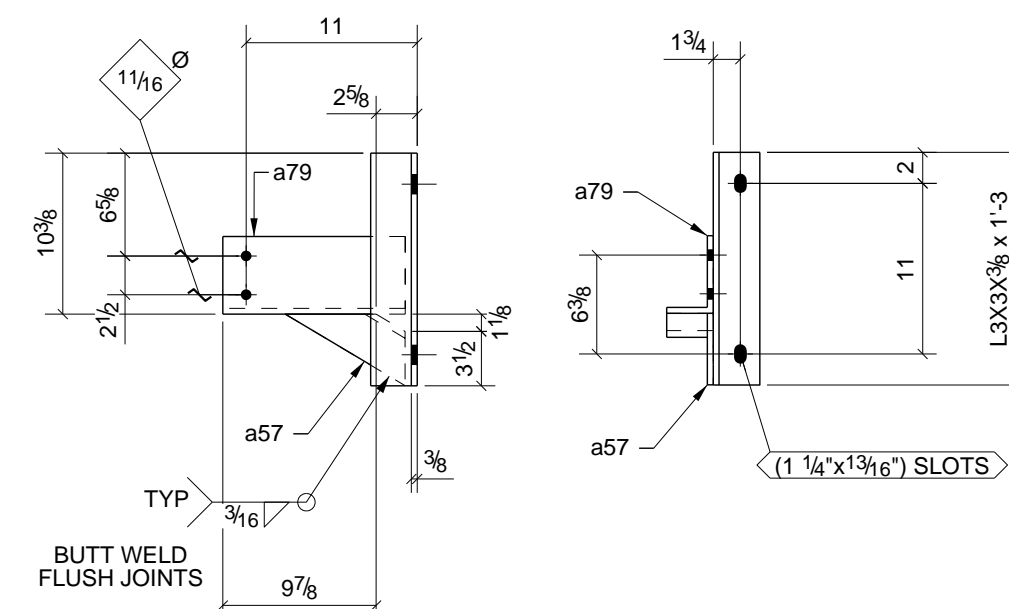
2 - ANGLE BRACKETS - 46A1



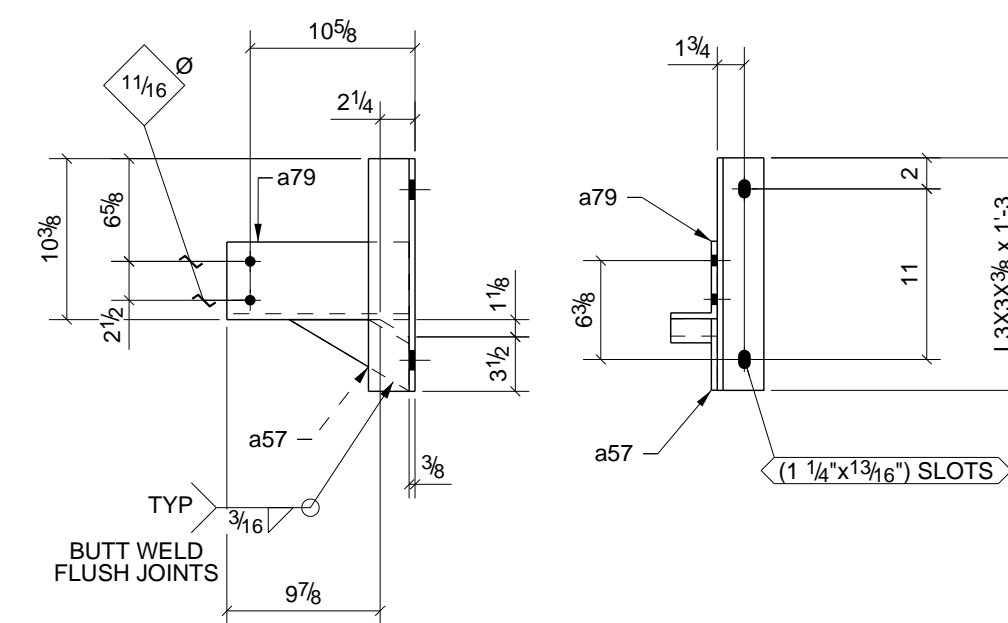
46 - ANGLES - 46A4



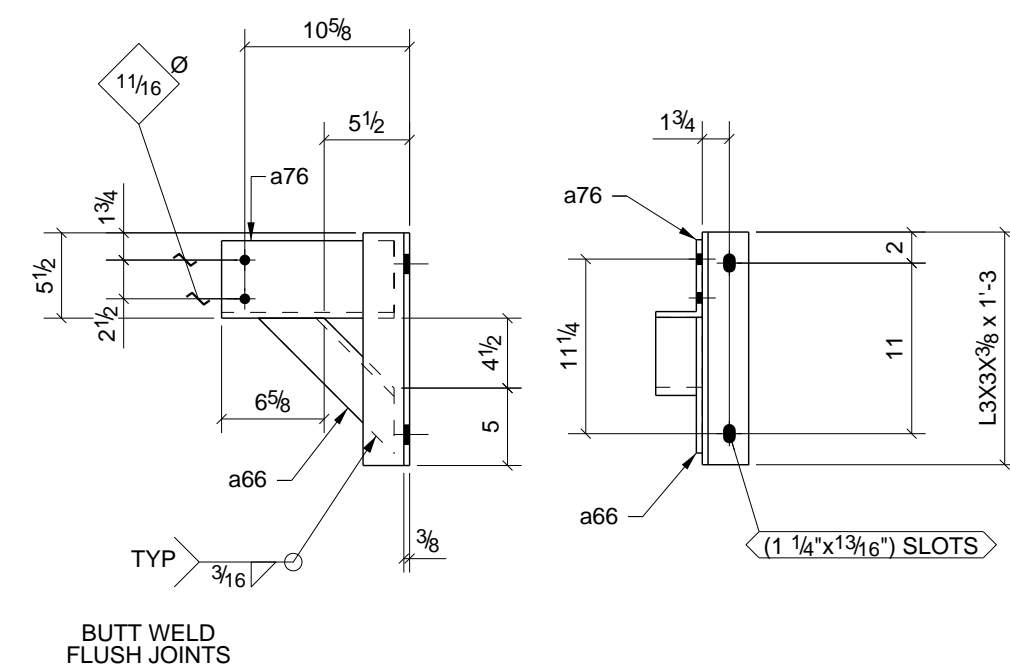
ONE - ANGLE BRACKET - 46A7



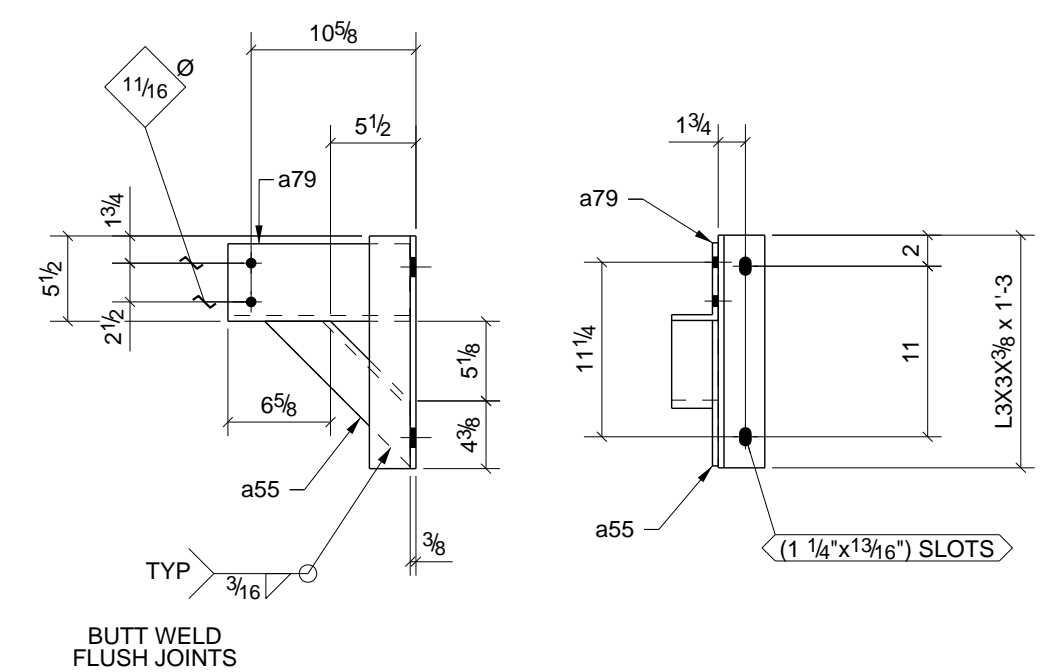
2 - ANGLES - 46A2



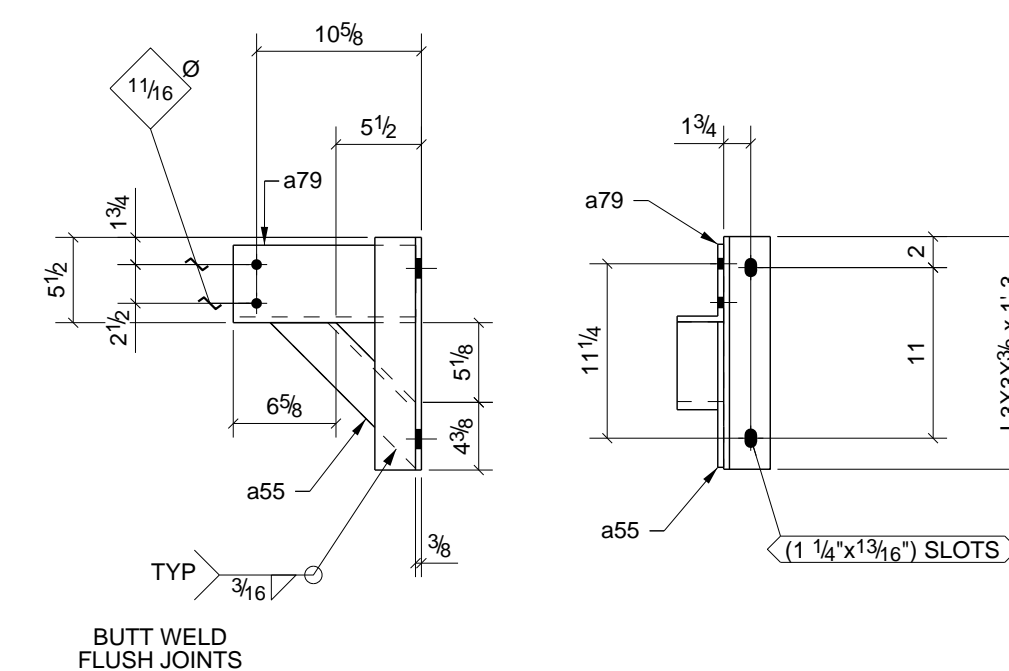
28 - ANGLES - 46A5



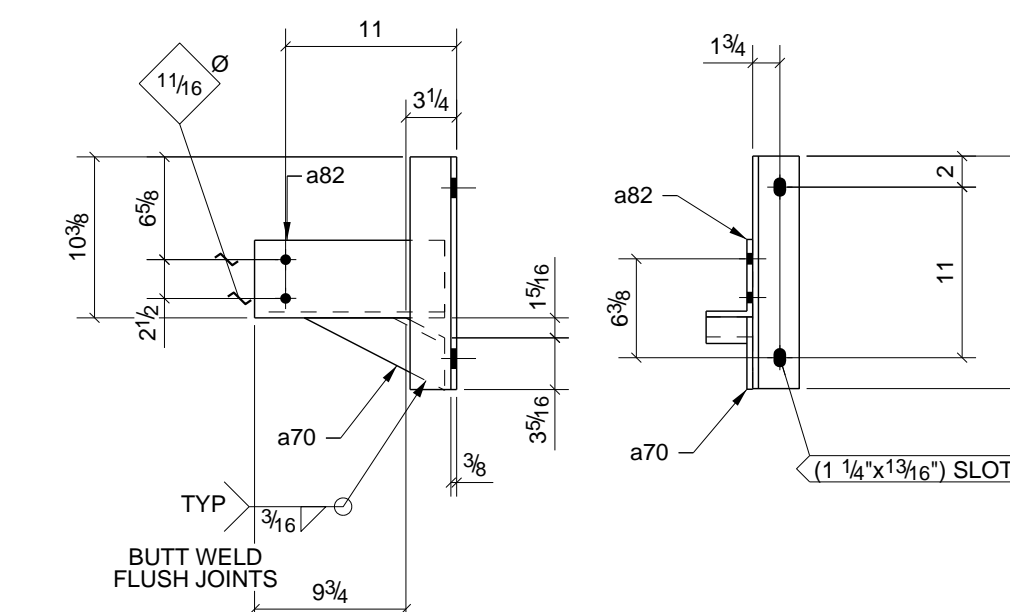
2 - ANGLE BRACKETS - 46A8



92 - ANGLES - 46A3



56 - ANGLES - 46A6



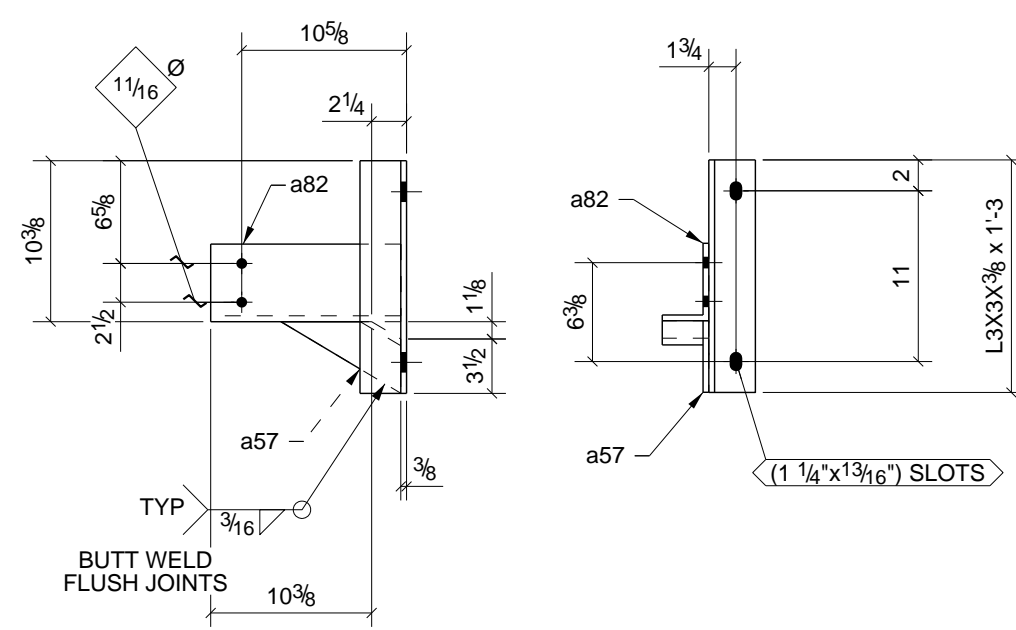
ONE - ANGLE BRACKET - 46A9

PHASE					BILL OF MATERIAL							
1	2	3	4	5	SHIP	MARK	NO PCS	DESCRIPTION	LENGTH	PIECE MARK	REMARKS - PROC./GR.	ABM #
0	0	0	0	2	2	46A1	2	L3X3X3/8	1'-3"		SQ-2 A36	A11
							2	L3X3X3/8	1'-0 3/8"	a66	A36	
							2	L5X3X3/8	0'-11 3/8"	a78	A36	
0	0	0	0	2	2	46A2	2	L3X3X3/8	1'-3"		SQ-2 A36	A31
							2	L3X3X3/8	0'-9"	a57	A36	
							2	L5X3X3/8	0'-11 3/4"	a79	A36	
0	0	0	0	92	92	46A3	92	L3X3X3/8	1'-3"		SQ-2 A36	A32
							92	L3X3X3/8	1'-1 1/4"	a55	A36	
							92	L5X3X3/8	0'-11 3/4"	a79	A36	
0	0	0	0	46	46	46A4	46	L3X3X3/8	1'-3"		SQ-2 A36	A33
							46	L3X3X3/8	0'-9"	a57	A36	
							46	L5X3X3/8	0'-11 3/4"	a79	A36	
0	0	0	0	28	28	46A5	28	L3X3X3/8	1'-3"		SQ-2 A36	A34
							28	L3X3X3/8	0'-9"	a57	A36	
							28	L5X3X3/8	0'-11 3/4"	a79	A36	
0	0	0	0	56	56	46A6	56	L3X3X3/8	1'-3"		SQ-2 A36	A35
							56	L3X3X3/8	1'-1 1/4"	a55	A36	
							56	L5X3X3/8	0'-11 3/4"	a79	A36	
0	0	0	0	1	1	46A7	1	L3X3X3/8	1'-3"		SQ-2 A36	A37
							1	L3X3X3/8	0'-8 9/16"	a59	A36	
							1	L5X3X3/8	0'-11 3/8"	a78	A36	
0	0	0	0	2	2	46A8	2	L3X3X3/8	1'-3"		SQ-2 A36	A38
							2	L3X3X3/8	1'-0 3/8"	a66	A36	
							2	L5X3X3/8	0'-11 1/8"	a76	A36	
0	0	0	0	1	1	46A9	1	L3X3X3/8	1'-3"		SQ-2 A36	A39
							1	L3X3X3/8	0'-10 3/16"	a70	A36	
							1	L5X3X3/8	1'-0 1/4"	a82	A36	

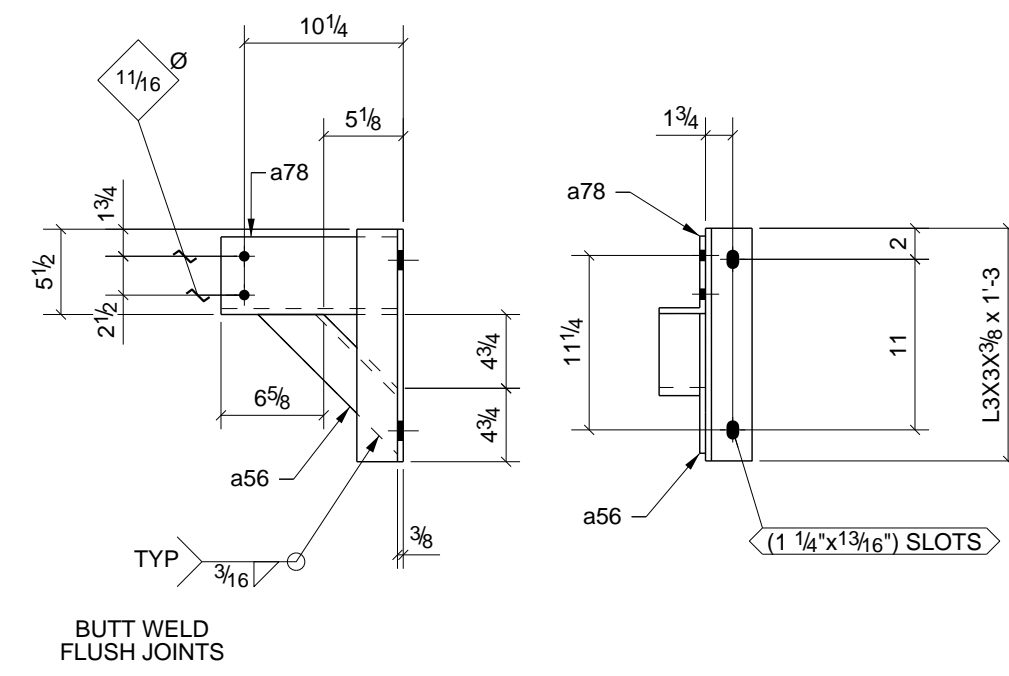
- 6) APPROVER VERIFY ALL E PLAN ELEVATIONS PRIOR TO FAB.
 5) NO PAINT WITHIN 3" OF OPEN HOLES FOR MOMENT FLANGE CONNS.
 4) ALL MATERIAL AS NOTED
 3) 1-1/4" EDGE DISTANCE UNLESS NOTED.
 2) GRIND ALL ROUGH EDGES SMOOTH
 1) ALL WELDS 3/16" FILLETS OR BUTT WELDS, UNLESS NOTED, PROCEDURES PER AWS D.1.1 LATEST REV.

GENERAL NOTES:

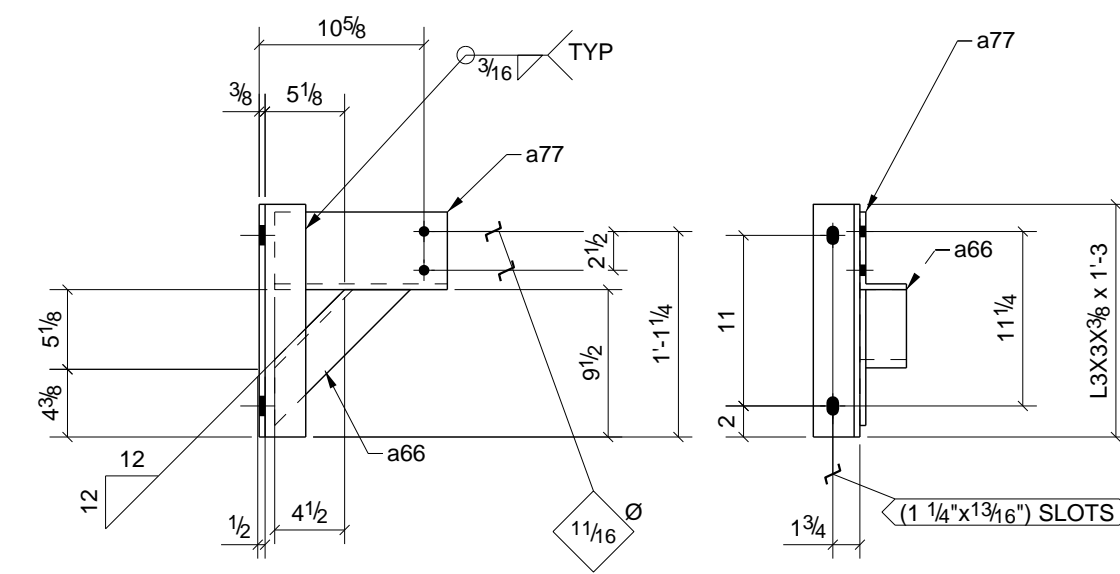
A	For Approval	12/27/10	TMc	TAN
0	For Fabrication F&F	3/07/11	TMc	TH
REV.	DESCRIPTION	DATE	DWN	CHK
GENERAL NOTES				
MATERIAL: A992	UN	ELECTRODES: E70XX LH	REF. DRG.	JOB USE
HOLES: 13/16 DIA. UN	CONNS: A325N - U.N.			SHOP
SURFACE PREP. AND PAINT:				APPROVAL
SSPC-SP3 #30-18, Red Oxide				
DESCRIPTION: BRACKET DETAILS				
PROJ. NAME	St Marys Medical Center			DRAWN BY
LOCATION	1102 Million Dollar Highway, St. Marys, PA.			TMc
CONTRACTOR	Hallstrom Construction, Inc.	ARCH/ENG.	KTH Architects, Inc./Lee-Simpson Assoc., Inc.	DATE
Altoona Pipe And Steel Supply Co.				DATE
1128 Ninth Avenue				JOB No.
Altoona, Pa 16603-0112				3-21375
(814) 944-1631				REV.
				46
				0



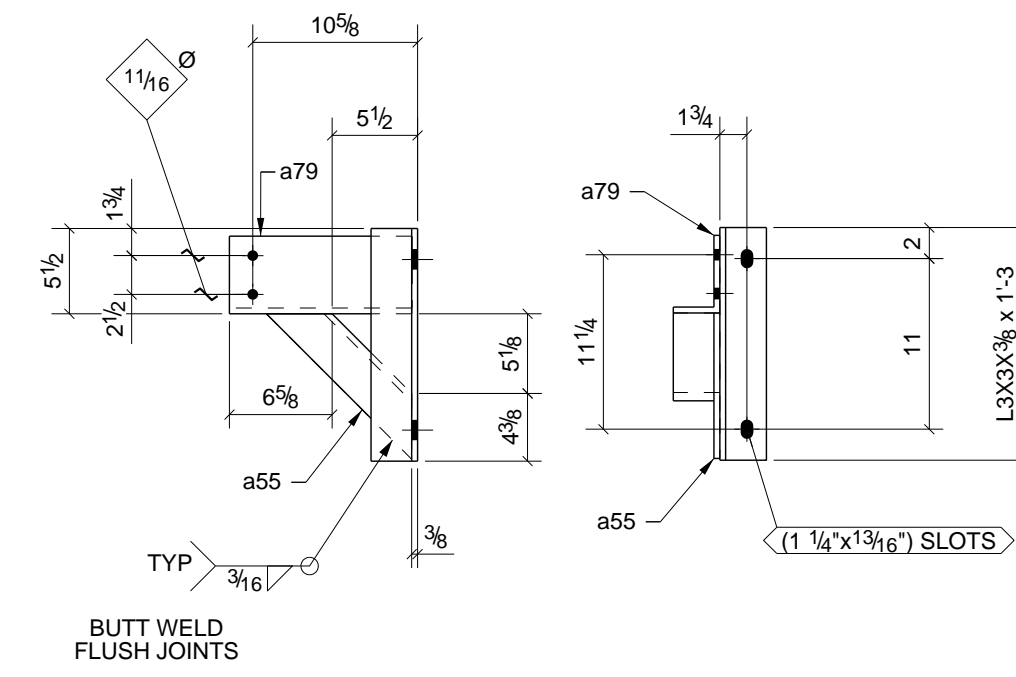
2 - ANGLES - 47A1



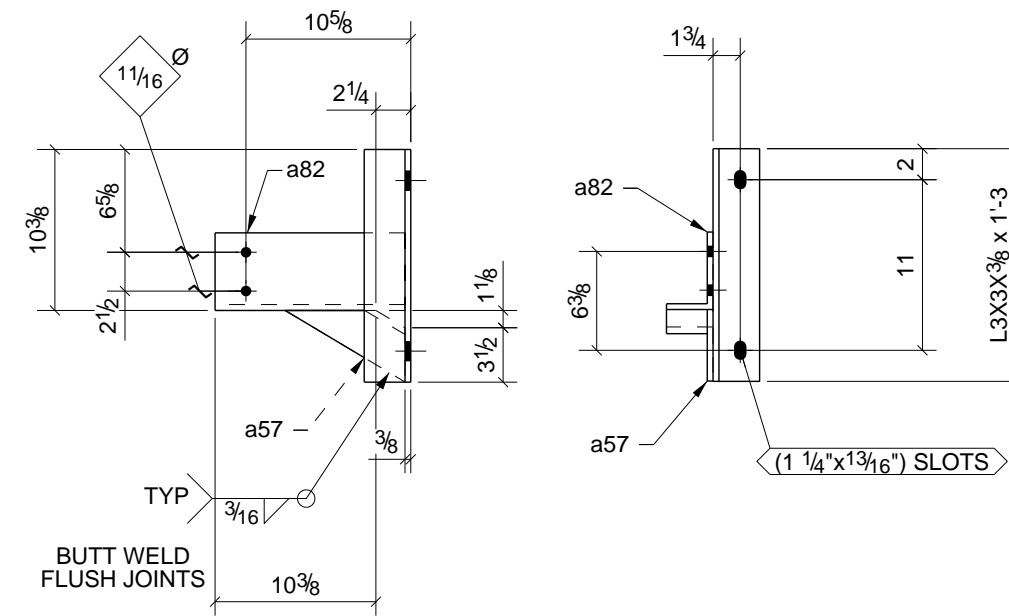
2 - ANGLE BRACKETS - 47A4



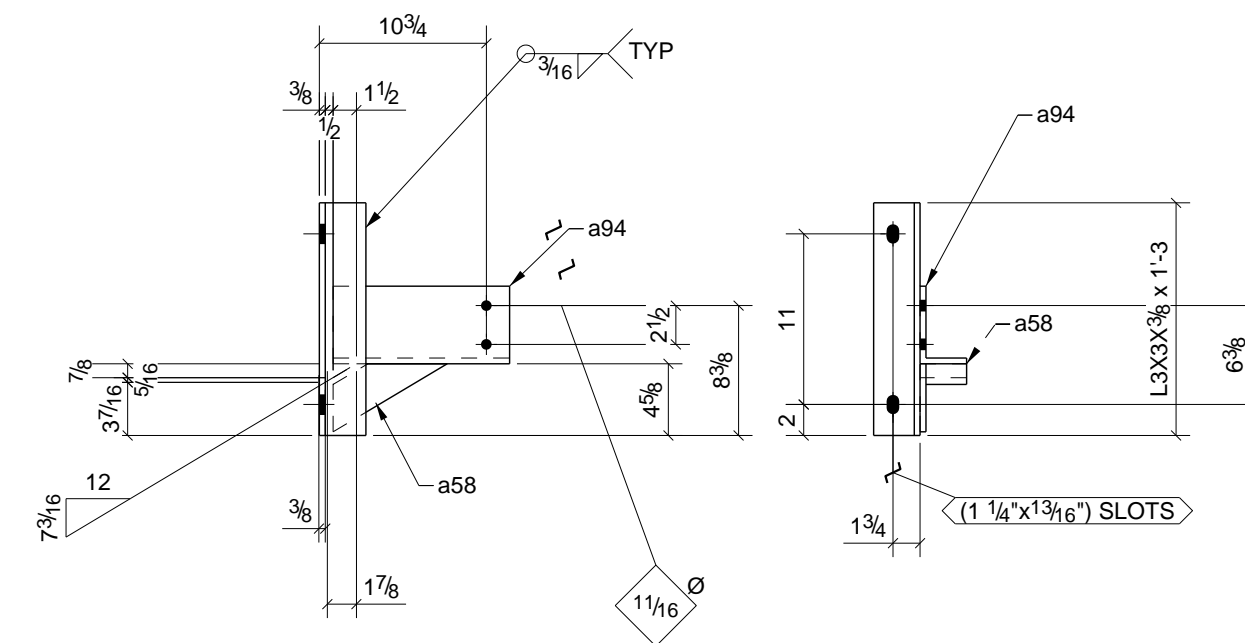
2 - ANGLE BRACKETS - 47A7



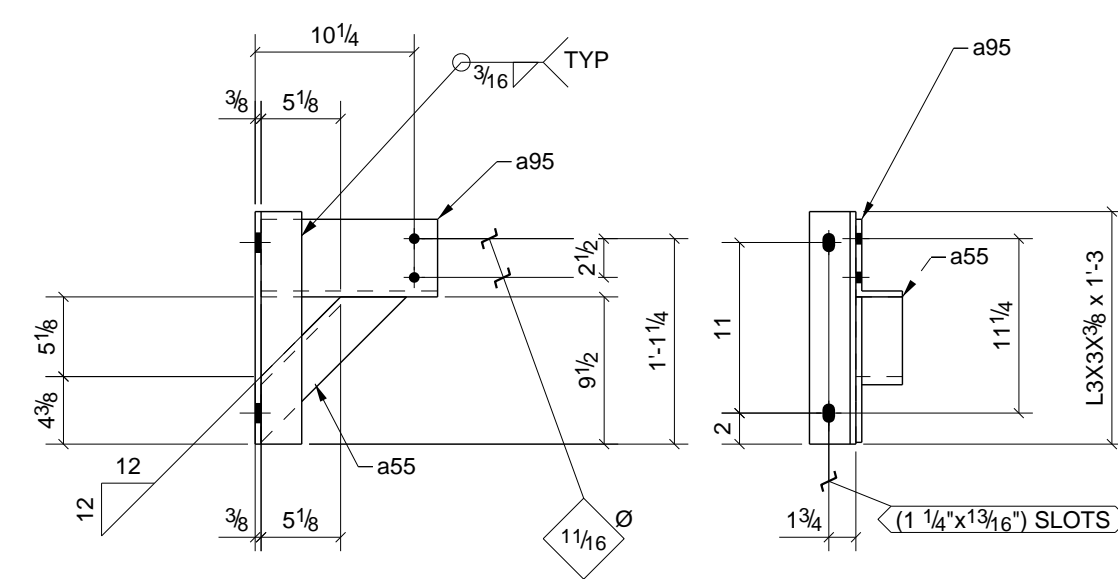
28 - ANGLES - 47A2



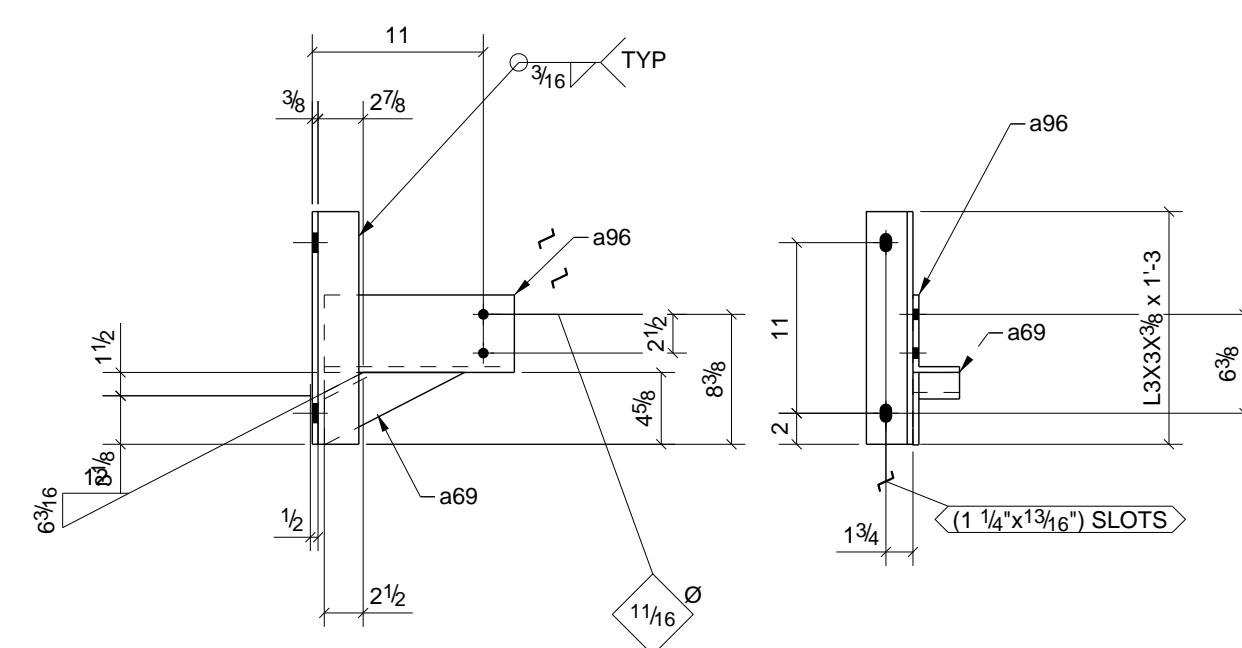
2 - ANGLES - 47A5



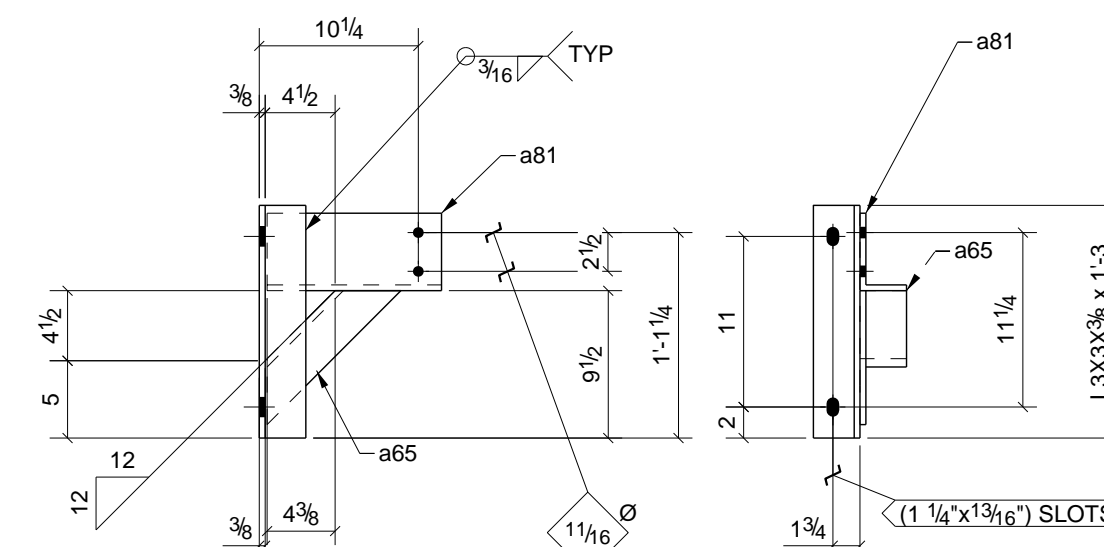
ONE - ANGLE BRACKET - 47A8



2 - ANGLE BRACKETS - 47A3



ONE - ANGLE BRACKET - 47A6



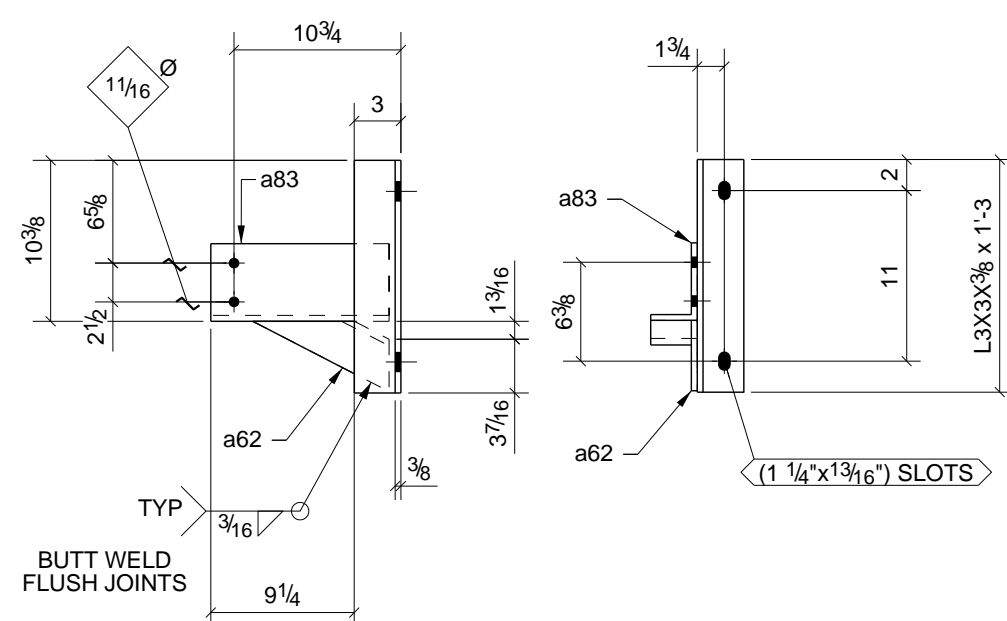
2 - ANGLE BRACKETS - 47A9

PHASE					BILL OF MATERIAL							
1	2	3	4	5	SHIP	MARK	NO PCS	DESCRIPTION	LENGTH	PIECE MARK	REMARKS - PROC./GR.	ABM #
0	0	0	0	2	2	47A1	2	L3X3X3/8	1'-3"		SQ-2 A36	A39
							2	L3X3X3/8	0'-9"	a57	A36	
							2	L5X3X3/8	1'-0 1/4"	a82	A36	
0	0	0	0	28	28	47A2	28	L3X3X3/8	1'-3"		SQ-2 A36	A39
							28	L3X3X3/8	1'-1 1/4"	a55	A36	
							28	L5X3X3/8	0'-11 3/4"	a79	A36	
0	0	0	0	2	2	47A3	2	L3X3X3/8	1'-3"		SQ-2 A36	a81
							2	L3X3X3/8	1'-1 1/4"	a55	A36	
							2	L5X3X3/8	0'-11 3/8"	a95	A36	
0	0	0	0	2	2	47A4	2	L3X3X3/8	1'-3"		SQ-2 A36	a80
							2	L3X3X3/8	1'-0 3/4"	a56	A36	
							2	L5X3X3/8	0'-11 3/8"	a78	A36	
0	0	0	0	2	2	47A5	2	L3X3X3/8	1'-3"		SQ-2 A36	A24
							2	L3X3X3/8	0'-9"	a57	A36	
							2	L5X3X3/8	1'-0 1/4"	a82	A36	
0	0	0	0	1	1	47A6	1	L3X3X3/8	1'-3"		SQ-2 A36	A39
							1	L3X3X3/8	0'-10 3/16"	a69	A36	
							1	L5X3X3/8	1'-0 1/4"	a96	A36	
0	0	0	0	2	2	47A7	2	L3X3X3/8	1'-3"		SQ-2 A36	A45
							2	L3X3X3/8	1'-0 3/8"	a66	A36	
							2	L5X3X3/8	0'-11 1/8"	a77	A36	
0	0	0	0	1	1	47A8	1	L3X3X3/8	1'-3"		SQ-2 A36	A34
							1	L3X3X3/8	0'-8 9/16"	a58	A36	
							1	L5X3X3/8	0'-11 3/8"	a94	A36	
0	0	0	0	2	2	47A9	2	L3X3X3/8	1'-3"		SQ-2 A36	A46
							2	L3X3X3/8	1'-0 3/16"	a65	A36	
							2	L5X3X3/8	0'-11 1/4"	a81	A36	

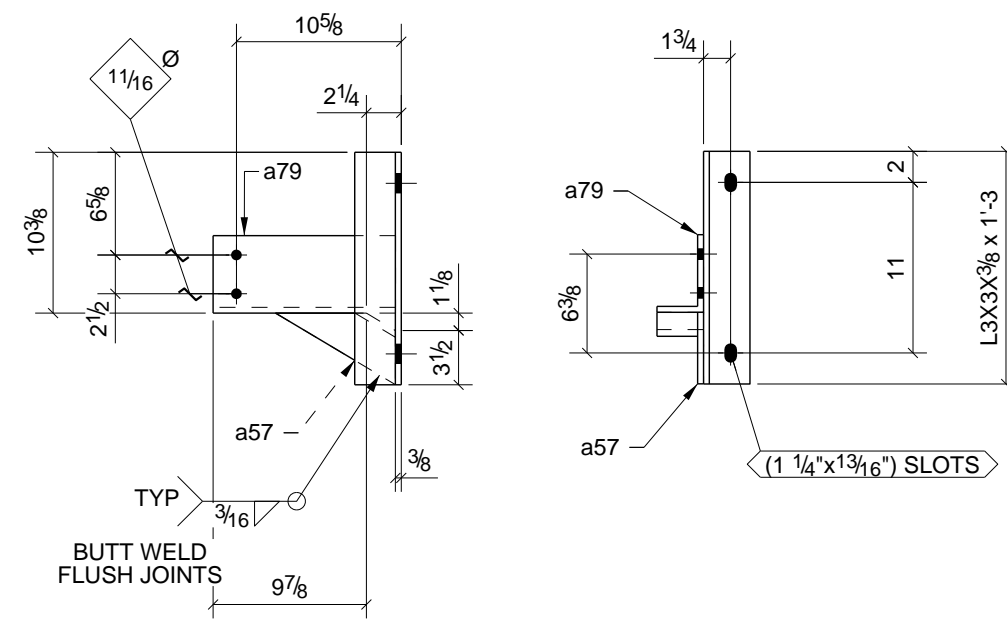
6) APPROVER VERIFY ALL E PLAN ELEVATIONS PRIOR TO FAB.
 5) NO PAINT WITHIN 3" OF OPEN HOLES FOR MOMENT FLANGE CONNS.
 4) ALL MATERIAL AS NOTED
 3) 1-1/4" EDGE DISTANCE UNLESS NOTED.
 2) GRIND ALL ROUGH EDGES SMOOTH
 1) ALL WELDS 3/16" FILLETS OR BUTT WELDS, UNLESS NOTED, PROCEDURES PER AWS D.1.1 LATEST REV.

GENERAL NOTES:

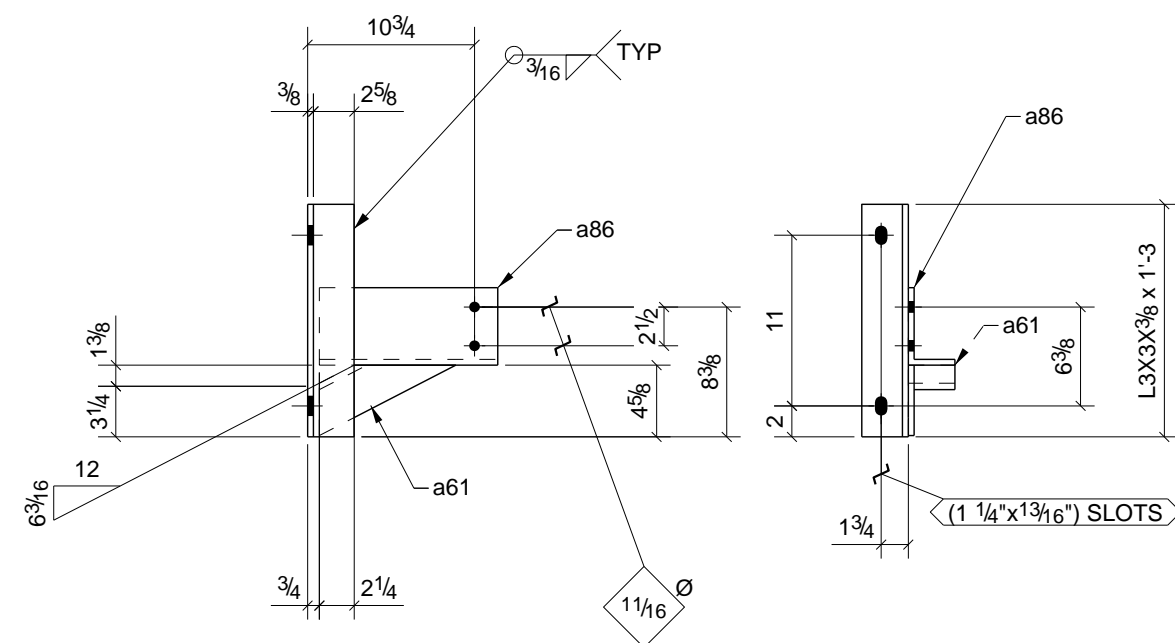
A	For Approval	12/27/10	TMc	TAN
0	For Fabrication F&F	3/07/11	TMc	TH
REV.	DESCRIPTION	DATE	DWN	CHK
GENERAL NOTES				
MATERIAL: A992 U/N		ELECTRODES: E70XX LH		REF. DRG.
HOLES: 13/16 DIA. U/N		CONNS: A325N - U.N.		
SURFACE PREP. AND PAINT:		JOB USE		
SSPC-SP3		SHOP		
#30-18, Red Oxide		APPROVAL		
DESCRIPTION: BRACKET DETAILS				
PROJ. NAME St Marys Medical Center		DRAWN BY TMc		
LOCATION 1102 Million Dollar Highway, St. Marys, PA.		DATE 12/27/2010		
CONTRACTOR Hallstrom Construction, Inc. ARCH/ENG. KTH Architects, Inc./Lee-Simpson Assoc., Inc.		CHKD. BY TH		
Altoona Pipe And Steel Supply Co.		DATE		
1128 Ninth Avenue		JOB No. 3-21375		
Altoona, Pa 16603-0112		DRG. No. 47		
(814) 944-1631		REV. 0		



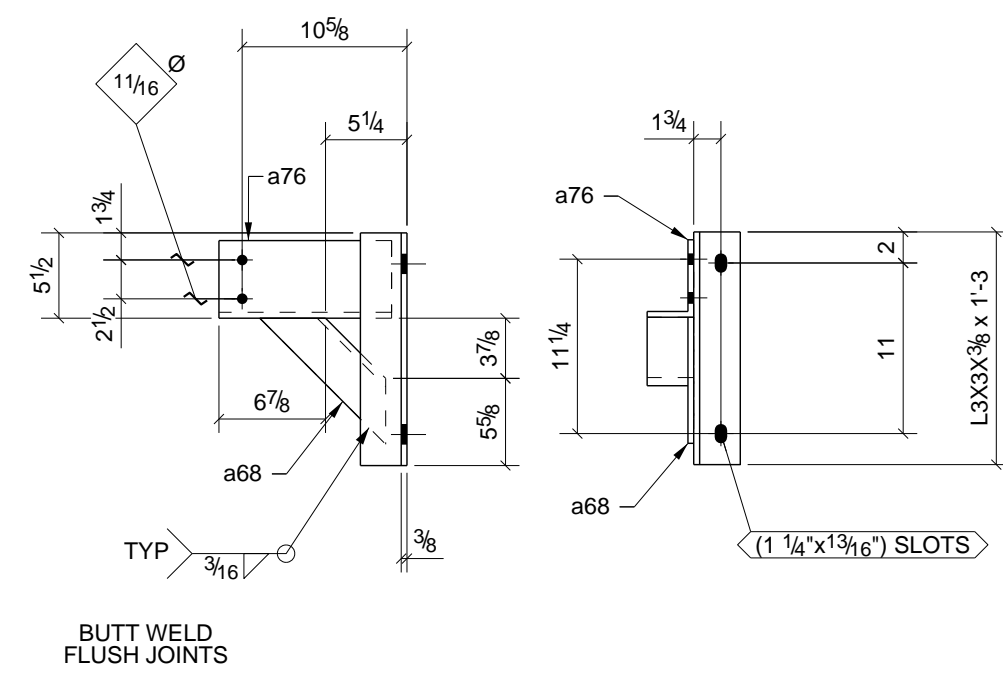
ONE - ANGLE BRACKET - 48A1



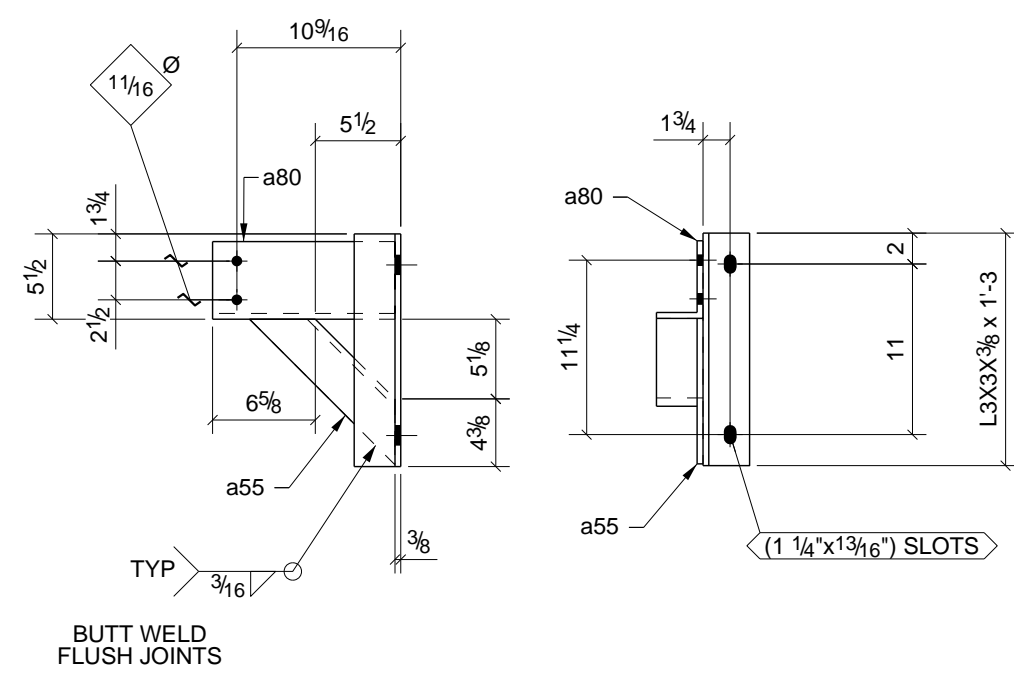
24 - ANGLES - 48A4



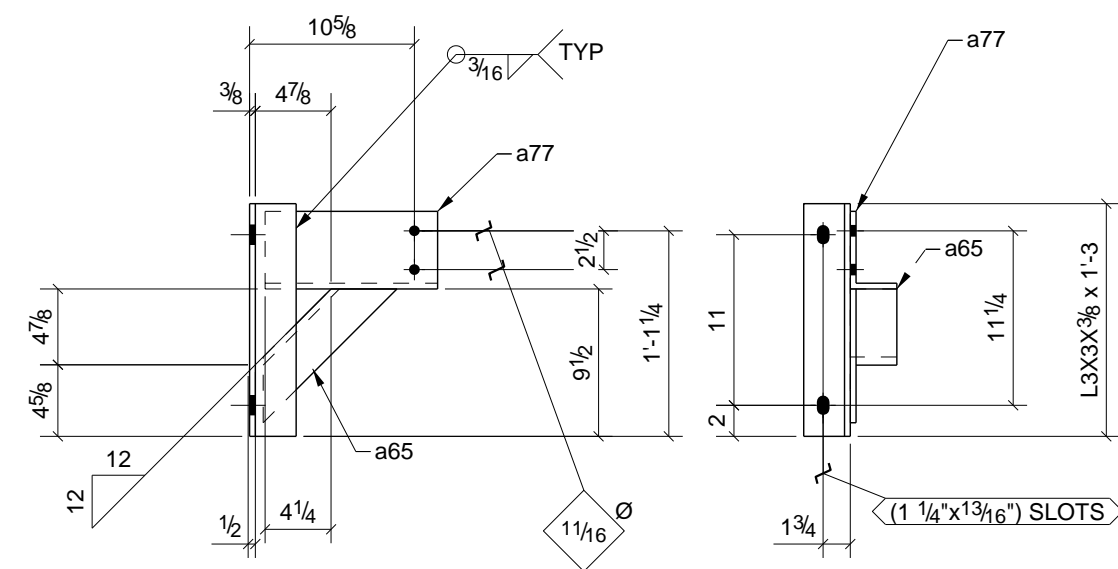
ONE - ANGLE BRACKET - 48A2



2 - ANGLE BRACKETS - 48A5



24 - ANGLES - 48A3



2 - ANGLE BRACKETS - 48A6

PHASE					BILL OF MATERIAL							
1	2	3	4	5	SHIP	MARK	NO PCS	DESCRIPTION	LENGTH	PIECE MARK	REMARKS - PROC./GR.	ABM #
0	0	0	0	1	1	48A1	1	L3X3X3/8	1'-3"		SQ-2 A36	A48
							1	L3X3X3/8	0'-9 7/8"	a62	A36	
							1	L5X3X3/8	0'-11 1/2"	a83	A36	
0	0	0	0	1	1	48A2	1	L3X3X3/8	1'-3"		SQ-2 A36	A49
							1	L3X3X3/8	0'-9 7/8"	a61	A36	
							1	L5X3X3/8	0'-11 1/2"	a86	A36	
0	0	0	0	24	24	48A3	24	L3X3X3/8	1'-3"		SQ-2 A36	A51
							24	L3X3X3/8	1'-1 1/4"	a55	A36	
							24	L5X3X3/8	0'-11 3/4"	a80	A36	
0	0	0	0	24	24	48A4	24	L3X3X3/8	1'-3"		SQ-2 A36	A50
							24	L3X3X3/8	0'-9"	a57	A36	
							24	L5X3X3/8	0'-11 3/4"	a79	A36	
0	0	0	0	2	2	48A5	2	L3X3X3/8	1'-3"		SQ-2 A36	A21
							2	L3X3X3/8	0'-11 1/2"	a68	A36	
							2	L5X3X3/8	0'-11 1/8"	a76	A36	
0	0	0	0	2	2	48A6	2	L3X3X3/8	1'-3"		SQ-2 A36	a55
							2	L3X3X3/8	1'-0 3/16"	a65	A36	
							2	L5X3X3/8	0'-11 1/8"	a77	A36	

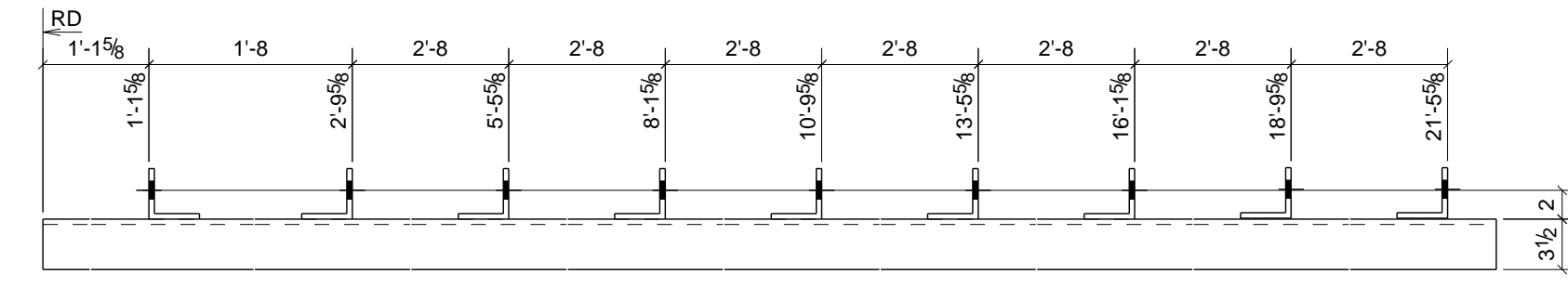
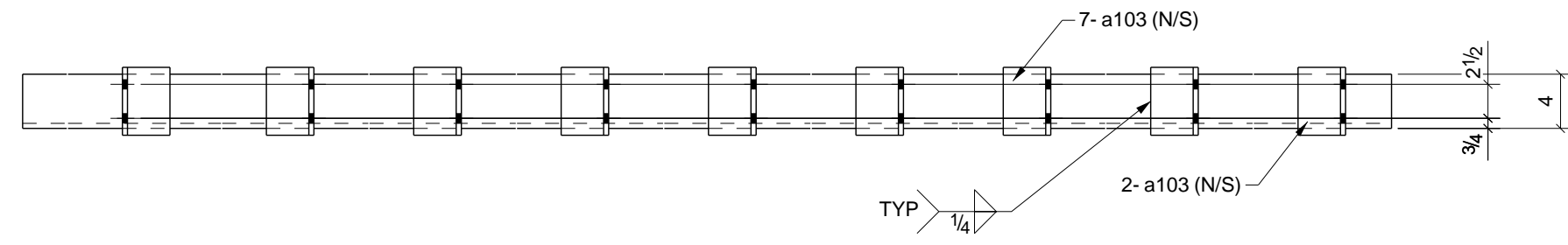
- 6) APPROVER VERIFY ALL E PLAN ELEVATIONS PRIOR TO FAB.
 5) NO PAINT WITHIN 3" OF OPEN HOLES FOR MOMENT FLANGE CONNS.
 4) ALL MATERIAL AS NOTED
 3) 1-1/4" EDGE DISTANCE UNLESS NOTED.
 2) GRIND ALL ROUGH EDGES SMOOTH
 1) ALL WELDS 3/16" FILLETS OR BUTT WELDS, UNLESS NOTED. PROCEDURES PER AWS D.1.1 LATEST REV.

GENERAL NOTES:

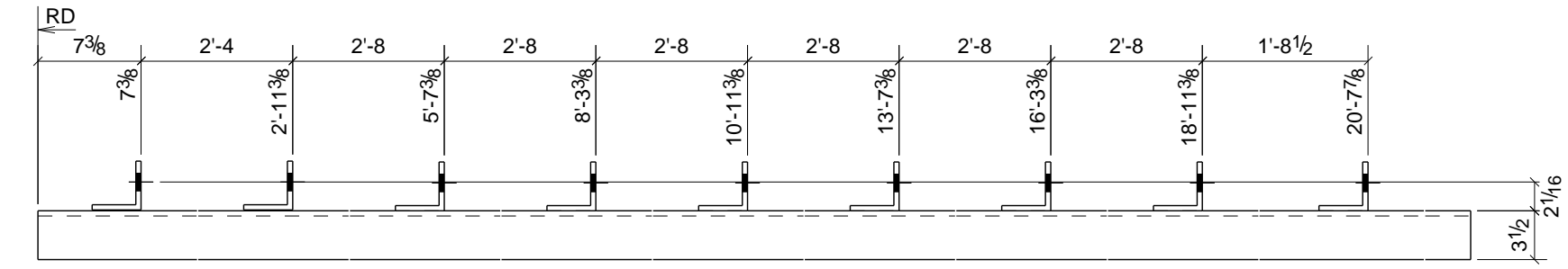
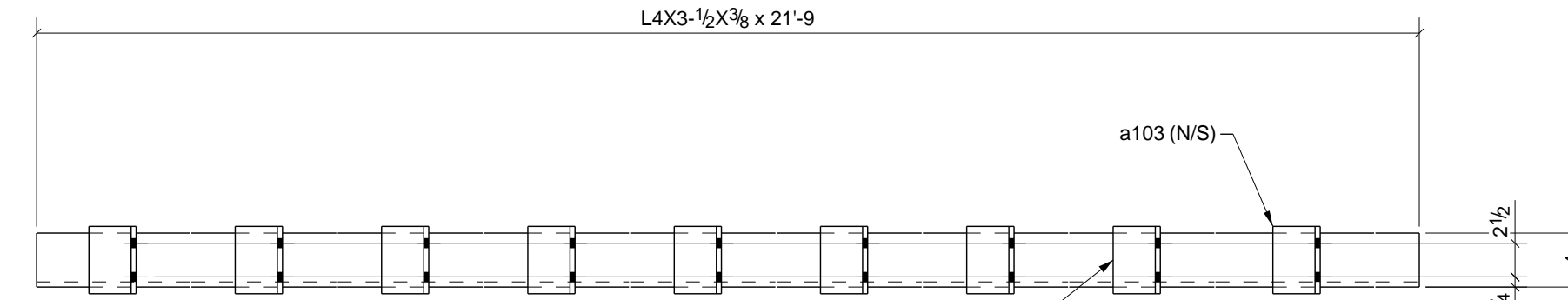
B	DELETED 48A5	12/30/10	TMc	TAN
A	For Approval	12/27/10	TMc	TAN
0	For Fabrication F&F	3/07/11	TMc	TH
REV.	DESCRIPTION	DATE	DWN	CHK

GENERAL NOTES				JOB USE
MATERIAL: A992	U/N	ELECTRODES: E70XX LH	REF. DRG.	
HOLES: 13/16 DIA. U/N	CONNS: A325N - U.N.			SHOP
SURFACE PREP. AND PAINT:				APPROVAL
SSPC-SP3 #30-18, Red Oxide				

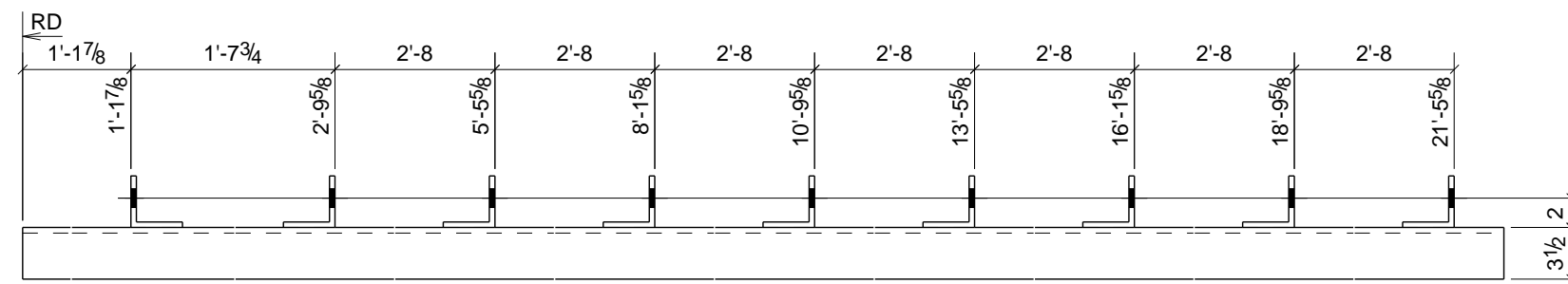
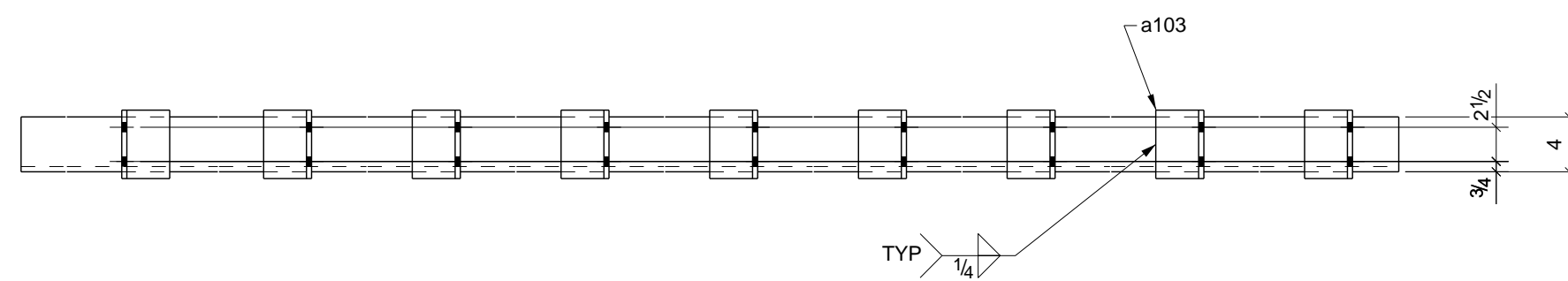
DESCRIPTION:	BRACKET DETAILS	DRAWN BY	TMc
PROJ. NAME	St Marys Medical Center	DATE	12/27/2010
LOCATION	1102 Million Dollar Highway, St. Marys, PA.	CHKD. BY	TH
CONTRACTOR	Hallstrom Construction, Inc. ARCH/ENG. KTH Architects, Inc./Lee-Simpson Assoc., Inc.	DATE	
Altoona Pipe And Steel Supply Co. 1128 Ninth Avenue Altoona, Pa 16603-0112 (814) 944-1631		JOB No.	3-21375
		DRG. No.	48
		REV.	0



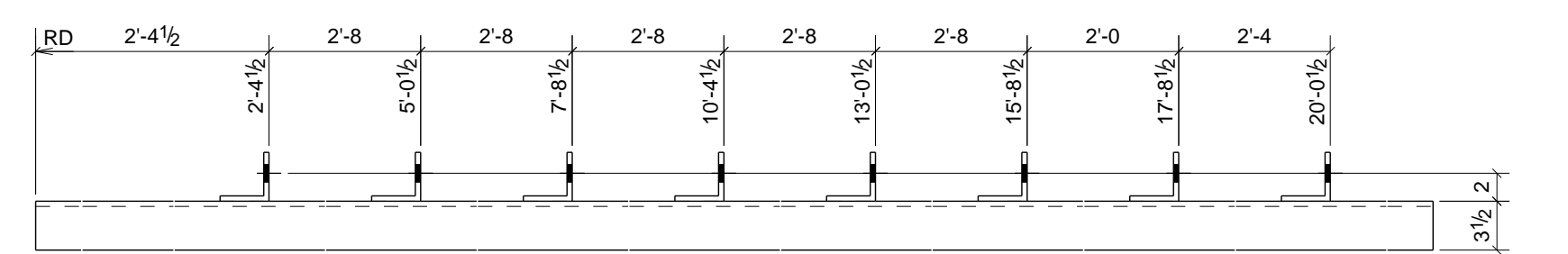
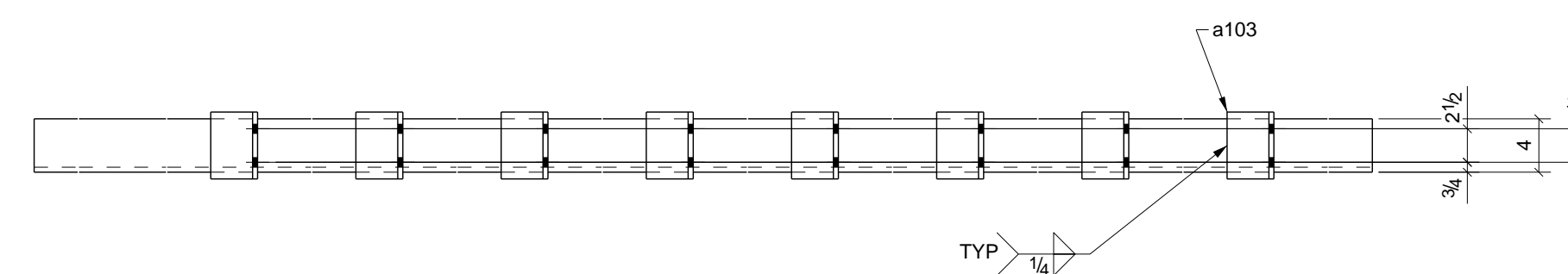
2 - ANGLES - 49A18



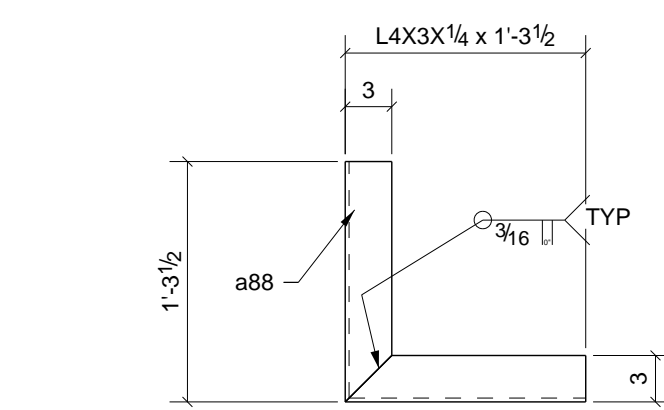
2 - ANGLES - 49A19



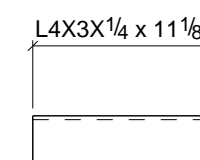
ONE - ANGLE - 49A20



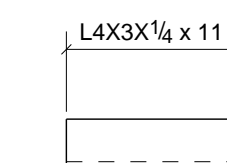
ONE - ANGLE - 49A21



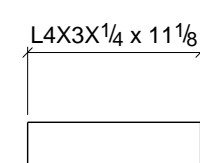
12 - ANGLES - 49A7



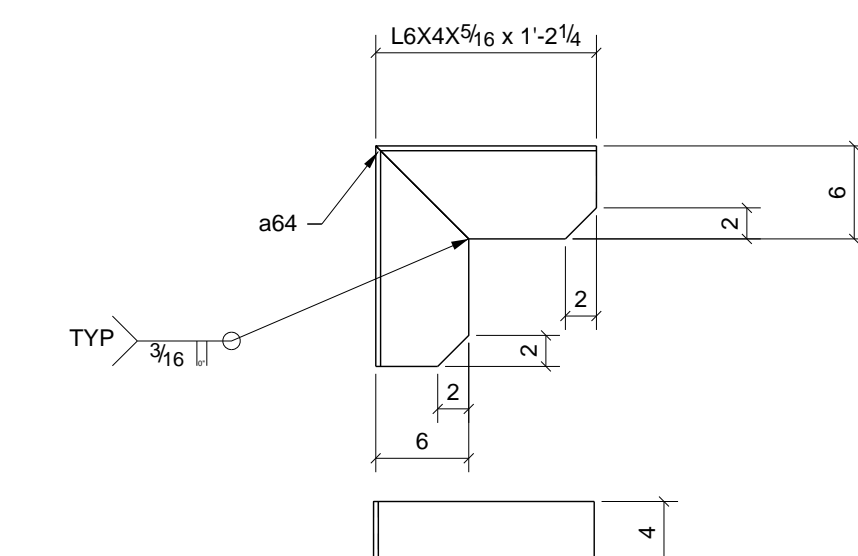
16 - ANGLES - 49A9



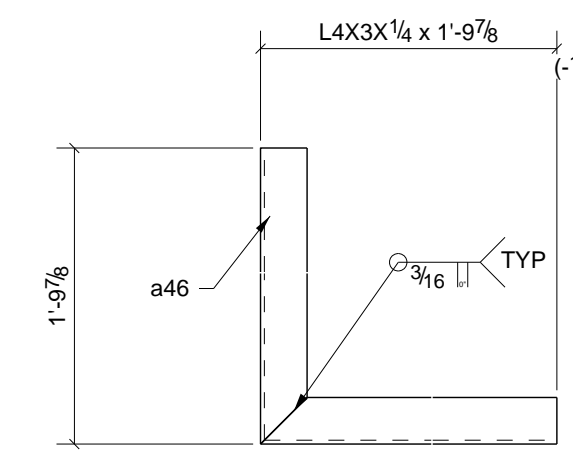
3 - ANGLES - 49A10



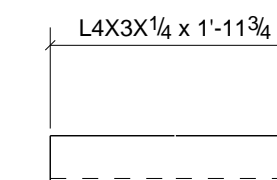
ONE - ANGLE - 49A11



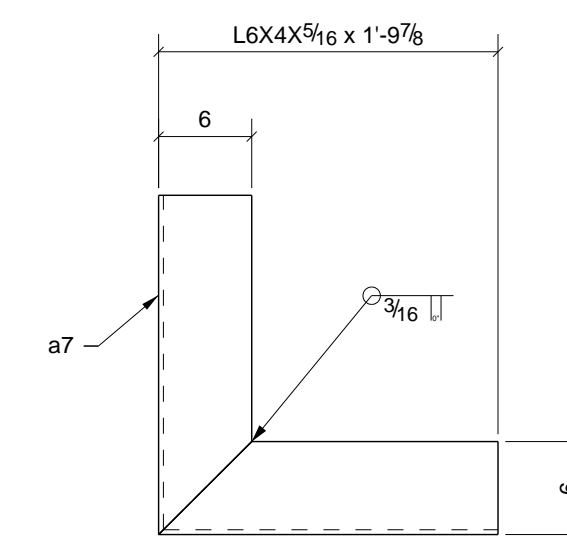
2 - ANGLES - 49A8



6 - ANGLES - 49A15



10 - ANGLES - 49A16

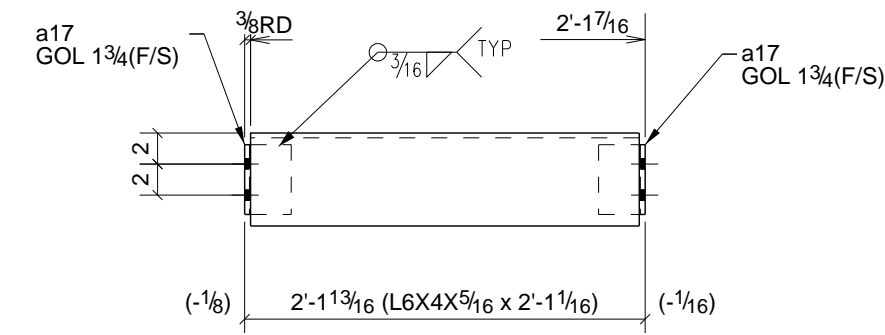


ONE - ANGLE - 49A17

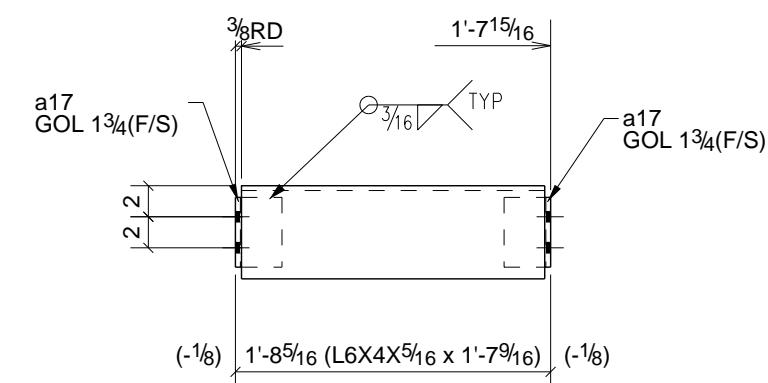
PHASE					BILL OF MATERIAL							
1	2	3	4	5	SHIP	MARK	NO PCS	DESCRIPTION	LENGTH	PIECE MARK	REMARKS - PROC./GR.	ABM #
0	6	6	0	0	12	49A7	12	L4X3X1/4	1'-3 1/2"		SQ-1/BEV-1 A36	
							12	L4X3X1/4	1'-3 1/2"	a88	A36	
0	0	1	1	0	2	49A8	2	L6X4X5/16	1'-2 1/4"		SQ-1/BEV-1 A36	
							2	L6X4X5/16	1'-2 1/4"	a64	A36	
0	8	8	0	0	16	49A9	16	L4X3X1/4	0'-11 1/8"		SQ-2 A36	
0	1	2	0	0	3	49A10	3	L4X3X1/4	0'-11"		SQ-2 A36	
0	1	0	0	0	1	49A11	1	L4X3X1/4	0'-11 1/8"		SQ-2 A36	
0	0	0	6	0	6	49A15	6	L4X3X1/4	1'-9 7/8"		SQ-1/BEV-1 A36	
							6	L4X3X1/4	1'-9 7/8"	a46	A36	
0	0	0	10	0	10	49A16	10	L4X3X1/4	1'-11 3/4"		SQ-2 A36	
0	0	0	1	0	1	49A17	1	L6X4X5/16	1'-9 7/8"		SQ-1/BEV-1 A36	
							1	L6X4X5/16	1'-9 7/8"	a7	A36	
0	0	0	0	2	2	49A18	2	L4X3-1/2X3/8	21'-9"		SQ-2 A36	A1
							18	L3-1/2X3-1/2X3/8	0'-5"	a103	A36	
0	0	0	0	2	2	49A19	2	L4X3-1/2X3/8	21'-9"		SQ-2 A36	A1
							18	L3-1/2X3-1/2X3/8	0'-5"	a103	A36	
0	0	0	0	1	1	49A20	1	L4X3-1/2X3/8	21'-9"		SQ-2 A36	A1
							9	L3-1/2X3-1/2X3/8	0'-5"	a103	A36	
0	0	0	0	1	1	49A21	1	L4X3-1/2X3/8	21'-9"		SQ-2 A36	A1
							8	L3-1/2X3-1/2X3/8	0'-5"	a103	A36	

6) APPROVER VERIFY ALL E PLAN ELEVATIONS PRIOR TO FAB.
5) NO PAINT WITHIN 3" OF OPEN HOLES FOR MOMENT FLANGE CONNS.
4) ALL MATERIAL AS NOTED
3) 1-1/4" EDGE DISTANCE UNLESS NOTED.
2) GRIND ALL ROUGH EDGES SMOOTH
1) ALL WELDS 3/16" FILLETS OR BUTT WELDS, UNLESS NOTED, PROCEDURES PER AWS D.1.1 LATEST REV.
GENERAL NOTES:

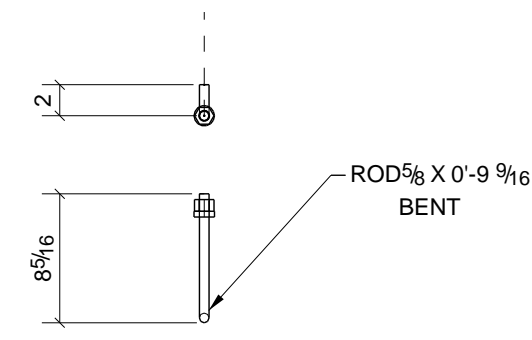
A	For Approval	12/27/10	TMc	TAN
0	For Fabrication F&F	3/07/11	TMc	TH
REV.	DESCRIPTION	DATE	DWN	CHK
	GENERAL NOTES			JOB USE
MATERIAL: A992	UN	ELECTRODES: E70XX LH	REF. DRG.	
HOLES: 13/16 DIA.	UN	CONNS: A325N - U.N.		SHOP
SURFACE PREP: AND PAINT:				APPROVAL
	SSPC-SP3 #30-18, Red Oxide			
DESCRIPTION:	SILL ANGLE & COL. ANGLE DETAILS			
PROJ. NAME	St Marys Medical Center			
LOCATION	1102 Million Dollar Highway, St. Marys, PA.			
CONTRACTOR	Hallstrom Construction, Inc.	ARCH/	KTH Architects, Inc./Lee-Simpson Assoc., Inc	DATE
		ENG.		
	Altoona Pipe And Steel Supply Co.			DRAWN BY
	1128 Ninth Avenue			TMc
	Altoona, Pa 16603-0112			DATE
	(814) 944-1631			12/27/2010
				CHKD. BY
				TH
				DATE
				JOB No.
				3-21375
				DRG. No.
				49
				REV.
				0



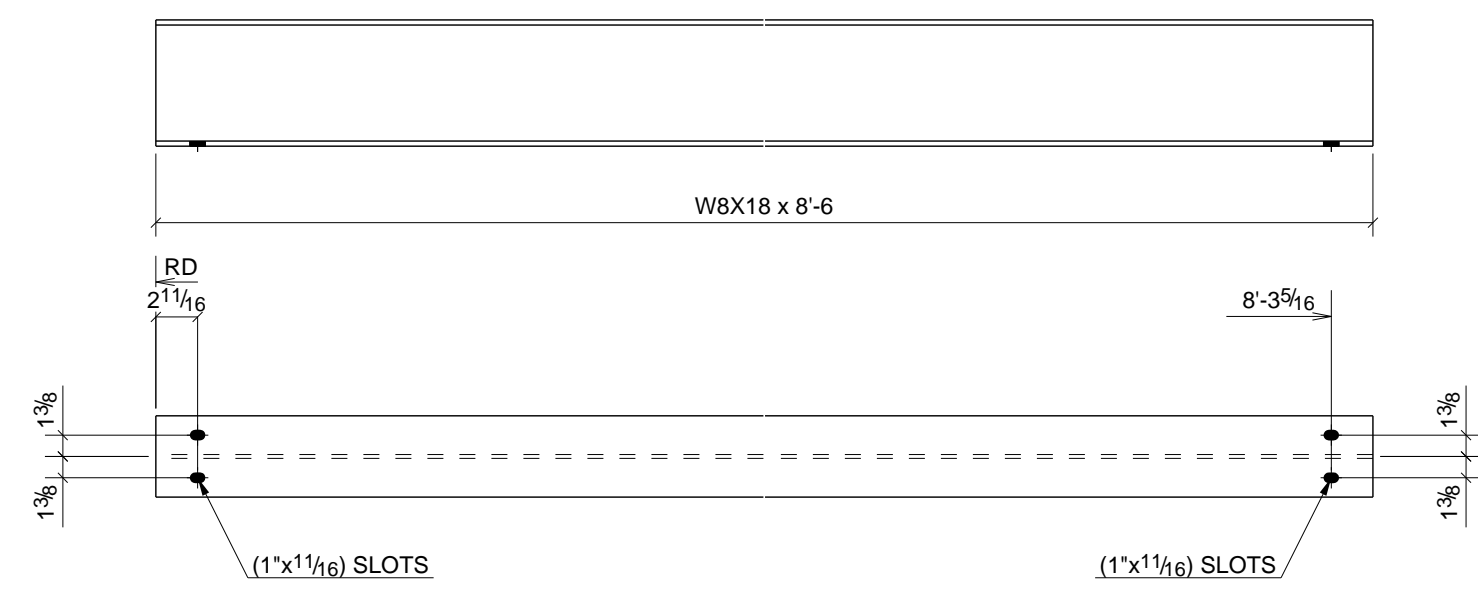
5 - ANGLES - 50A1



4 - ANGLES - 50A2

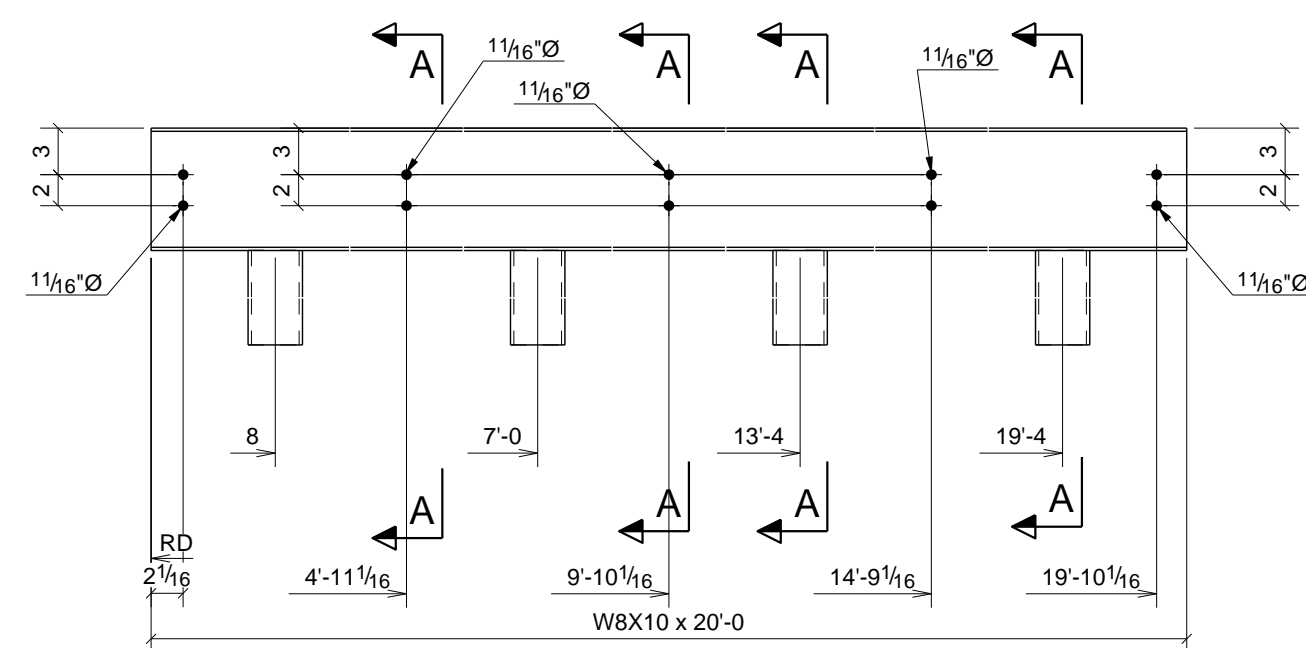


4 - ANCHOR RODS - 50AB1



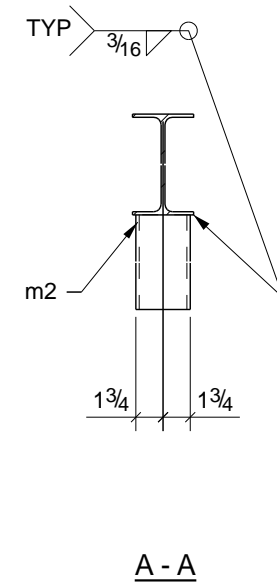
ONE - HOIST BEAM - 50B1

W 8 1/8" x 316"
F 3 1/4" x 316"



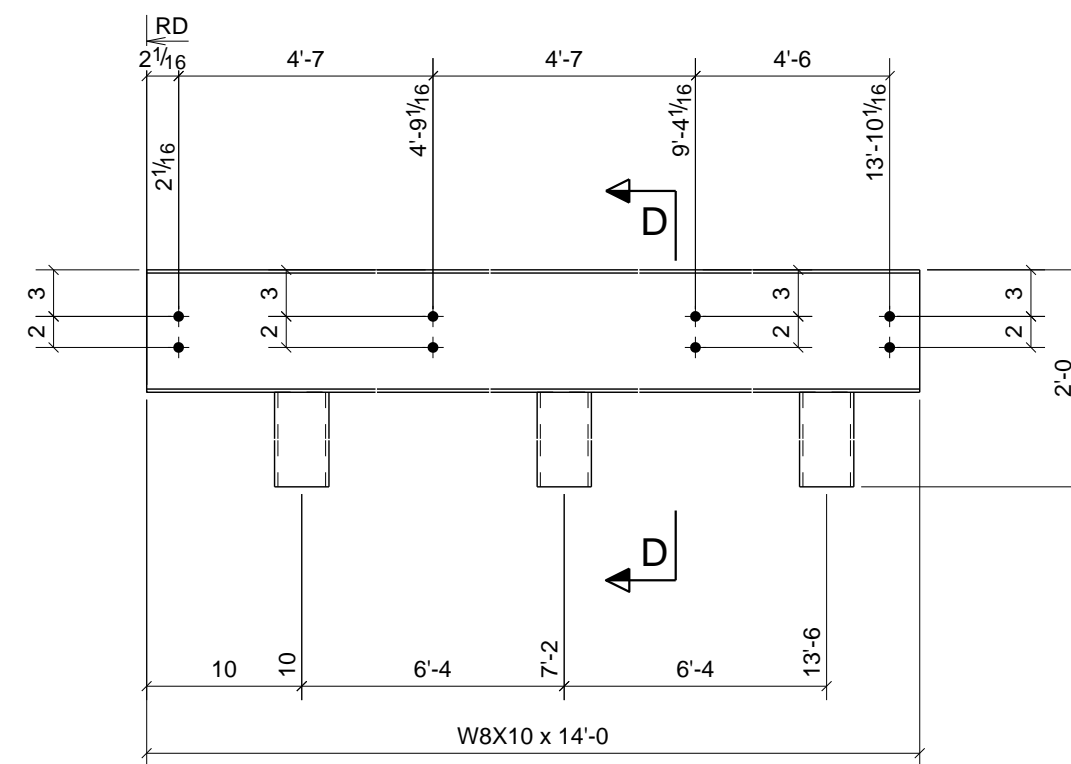
ONE - BEAM - 50B2

W 7 7/8" x 316"
F 3 15/16" x 316"



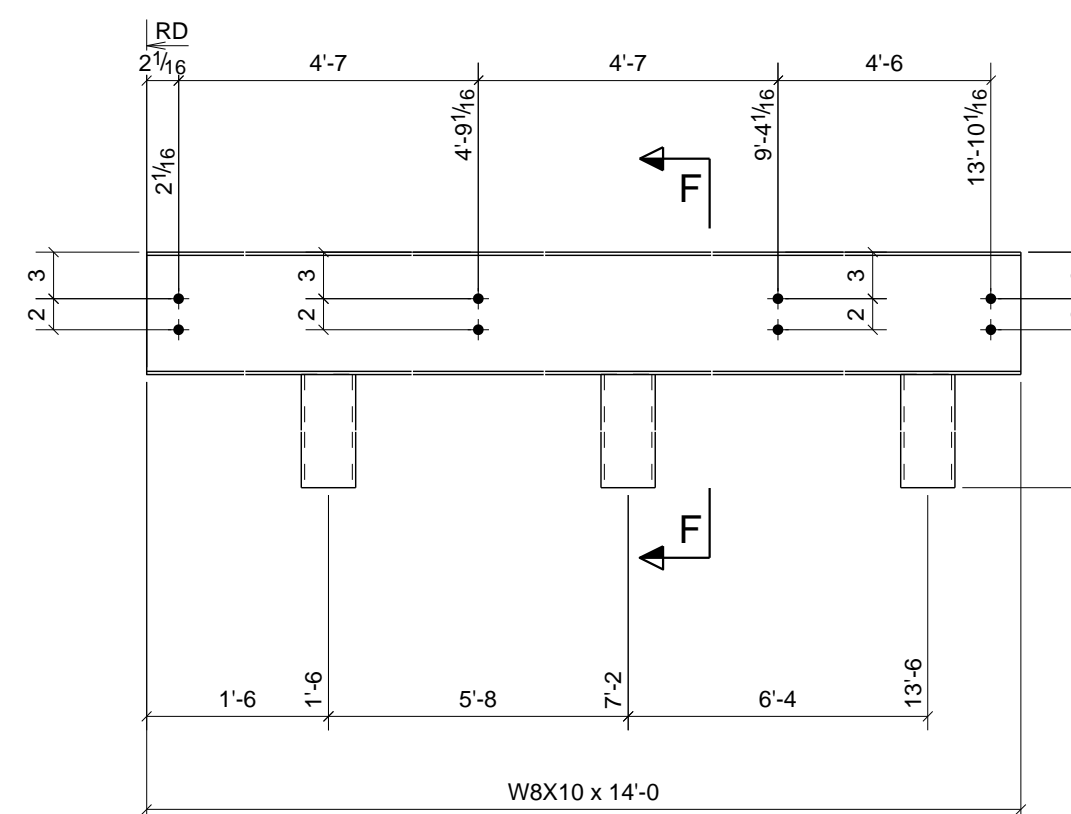
ONE - BEAM - 50B3

W 7 7/8" x 316"
F 3 15/16" x 316"



ONE - BEAM - 50B4

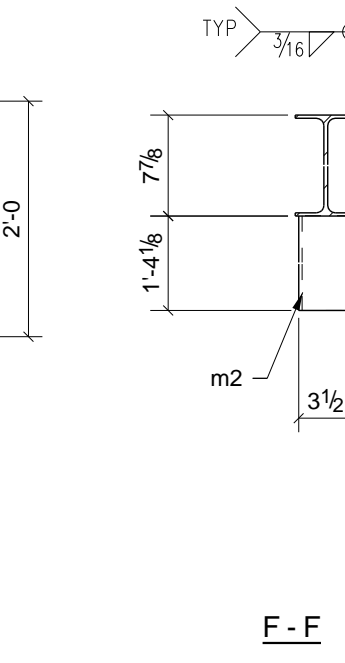
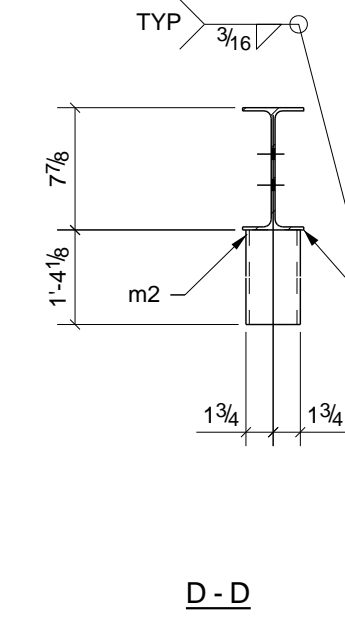
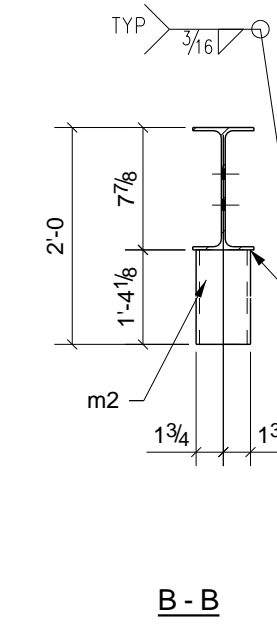
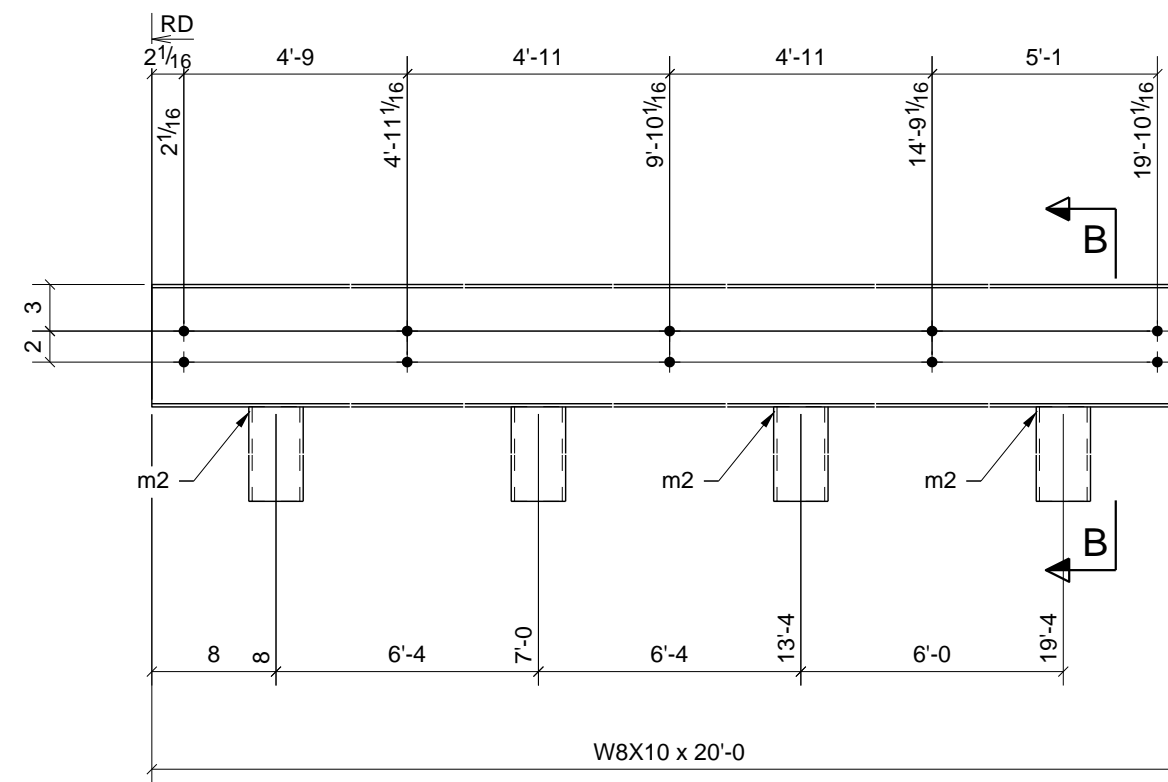
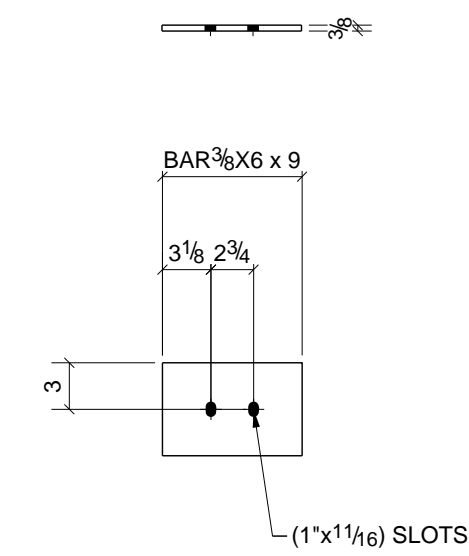
W 7 7/8" x 316"
F 3 15/16" x 316"



ONE - BEAM - 50B5

W 7 7/8" x 316"
F 3 15/16" x 316"

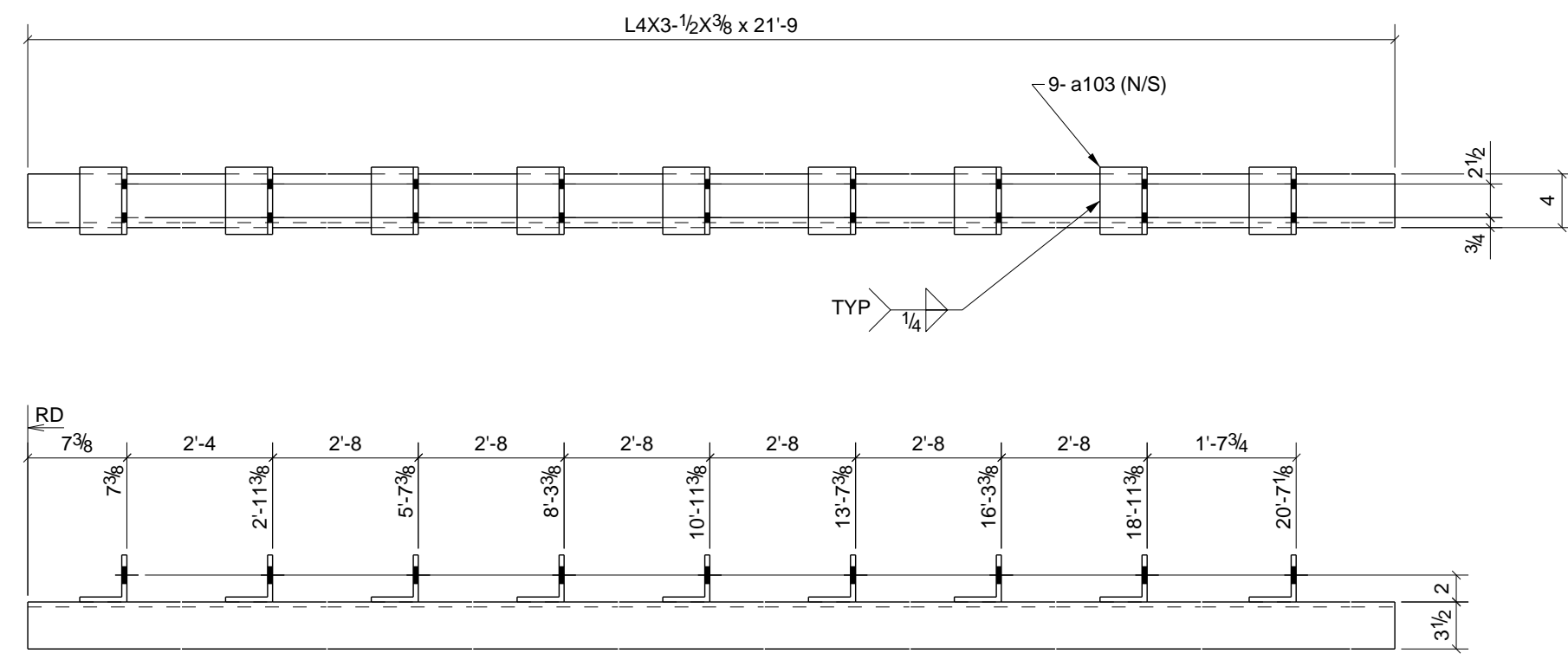
2 - PLATES - 50P1



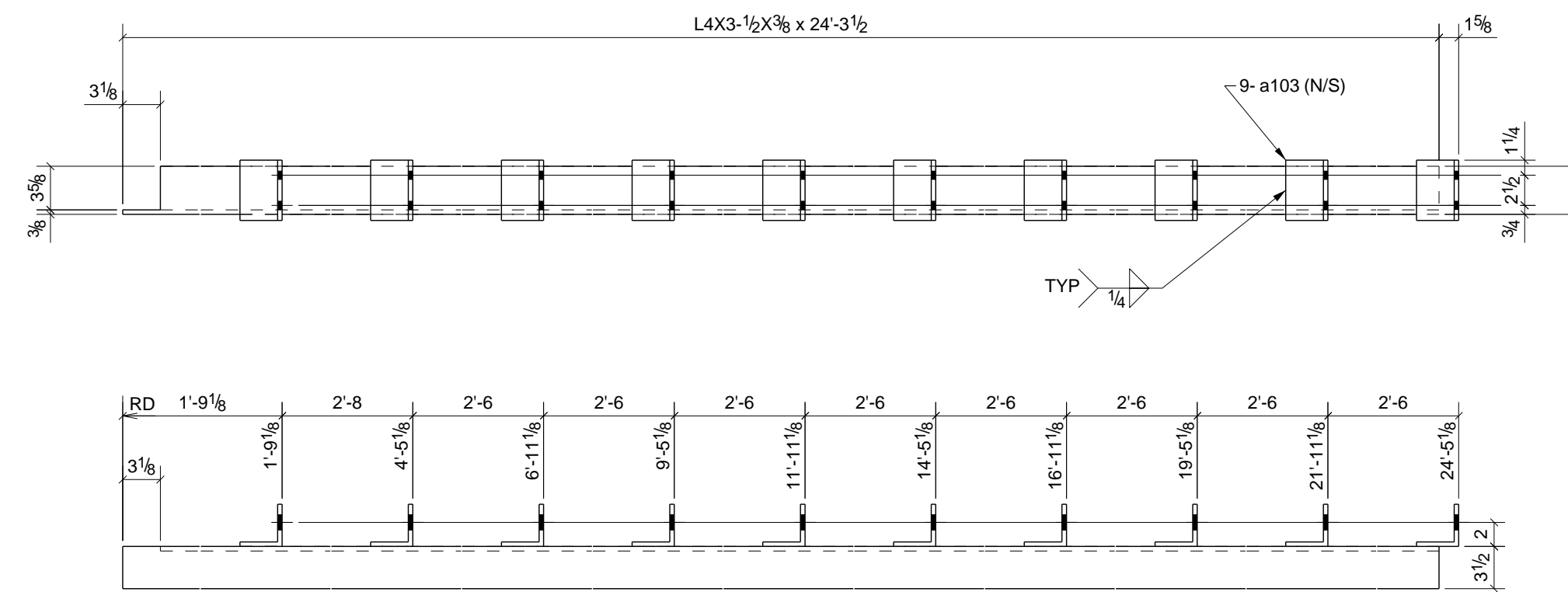
PHASE					BILL OF MATERIAL							
1	2	3	4	5	SHIP	MARK	NO PCS	DESCRIPTION	LENGTH	PIECE MARK	REMARKS - PROC./GR.	ABM #
0	0	0	0	0	5	50A1	5	L6X4X5/16	2'-1 1/16"		SQ-2 A36	
							10	L3X3X5/16	0'-4 1/2"	a17	A36	
0	0	0	0	0	4	50A2	4	L6X4X5/16	1'-7 9/16"		SQ-2 A36	
							8	L3X3X5/16	0'-4 1/2"	a17	A36	
0	0	0	4	0	4	50AB1	4	ROD5/8"	0'-9 1/16"		SQ-2 A307 GALV	
							4	5/8_HEAVY_HEX_NUT				
							4	5/8_WASHER				
0	0	0	1	0	1	50B1	1	W8X18	8'-6"		SQ-2 A992	
0	0	0	0	0	1	50B2	1	W8X10	20'-0"		SQ-2 A992	
							4	PIPE3STD	1'-4 1/8"	m2	A53	
0	0	0	0	0	1	50B3	1	W8X10	20'-0"		SQ-2 A992	
							4	PIPE3STD	1'-4 1/8"	m2	A53	
0	0	0	0	0	1	50B4	1	W8X10	14'-0"		SQ-2 A992	
							3	PIPE3STD	1'-4 1/8"	m2	A53	
0	0	0	0	0	1	50B5	1	W8X10	14'-0"		SQ-2 A992	
							3	PIPE3STD	1'-4 1/8"	m2	A53	
0	0	0	2	0	2	50P1	2	BAR3/8"X6"	0'-9"		SQ-2 A36	

REV.	DESCRIPTION	DATE	DWN	CHK
2	APPROVAL CHANGES	4/1/11	TMc	TH
2	APPROVAL CHANGES	4-1-11	TMc	TAN
1	Changed Marks & Details	3/08/11	TMc	TH
0	For Fabrication F&F	3/07/11	TMc	TH
A	For Approval	01/03/11	TMc	TAN

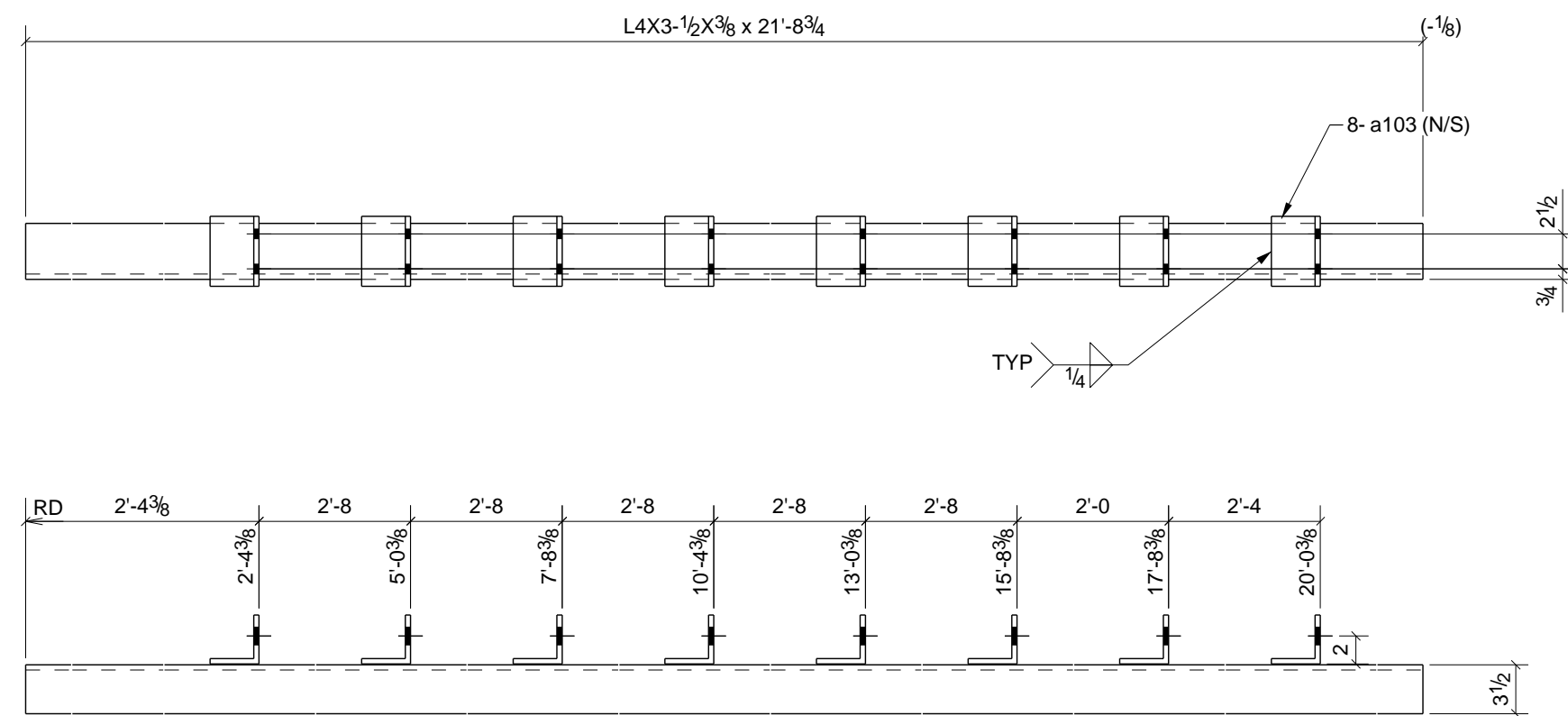
GENERAL NOTES				JOB USE
MATERIAL: A992	UN	ELECTRODES: E70XX LH	REF. DRG.	
HOLE: 13/16	DIA. UN	CONNS: A325N - U.N.		SHOP
SURFACE PREP. AND PAINT:				APPROVAL
SSPC-SP3 #30-18, Red Oxide				
DESCRIPTION: HOIST BEAM & RTU STL				
PROJ. NAME	St Marys Medical Center			DRAWN BY
LOCATION	1102 Million Dollar Highway, St. Marys, PA.			TMc
CONTRACTOR: Hallstrom Construction, Inc. ARCH/ENG: KTH Architects, Inc./Lee-Simpson Assoc., Inc.				DATE
Altoona Pipe And Steel Supply Co.				01/02/2011
1128 Ninth Avenue				CHKD. BY
Altoona, Pa 16603-0112				TH
(814) 944-1631				DATE
				JOB No.
				3-21375
				DRG. No.
				50
				REV.
				2



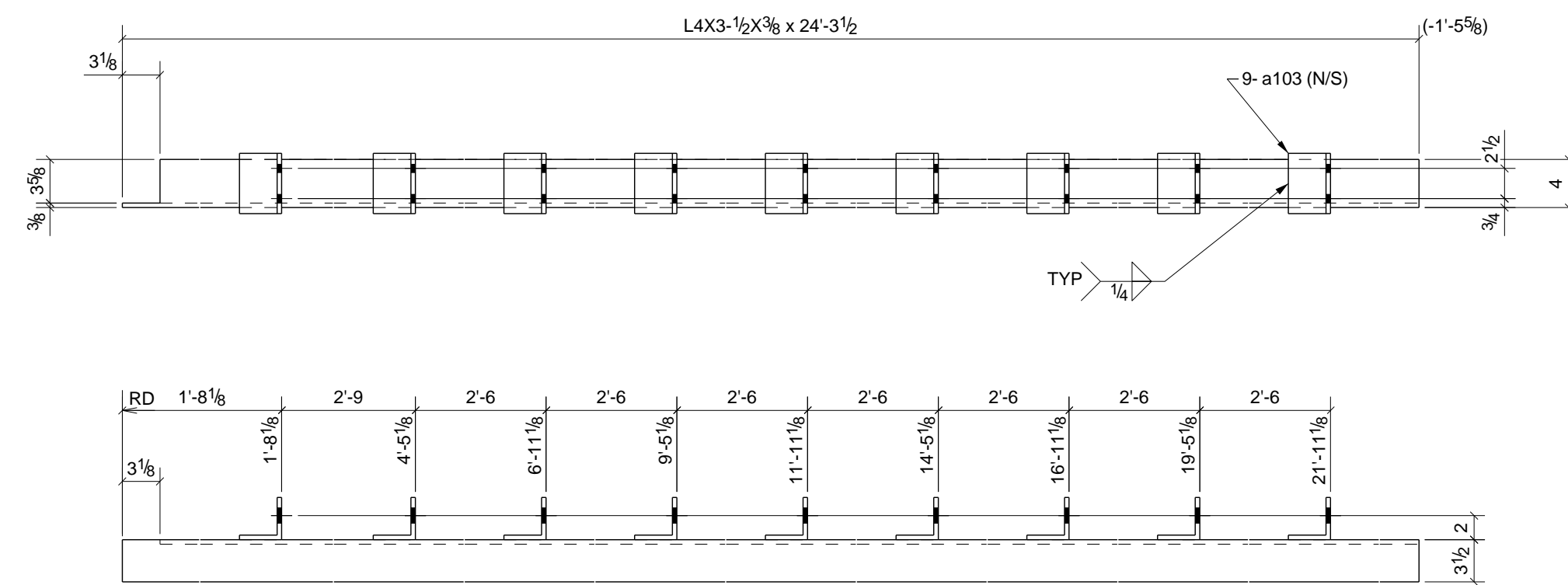
ONE - ANGLE - 51A1



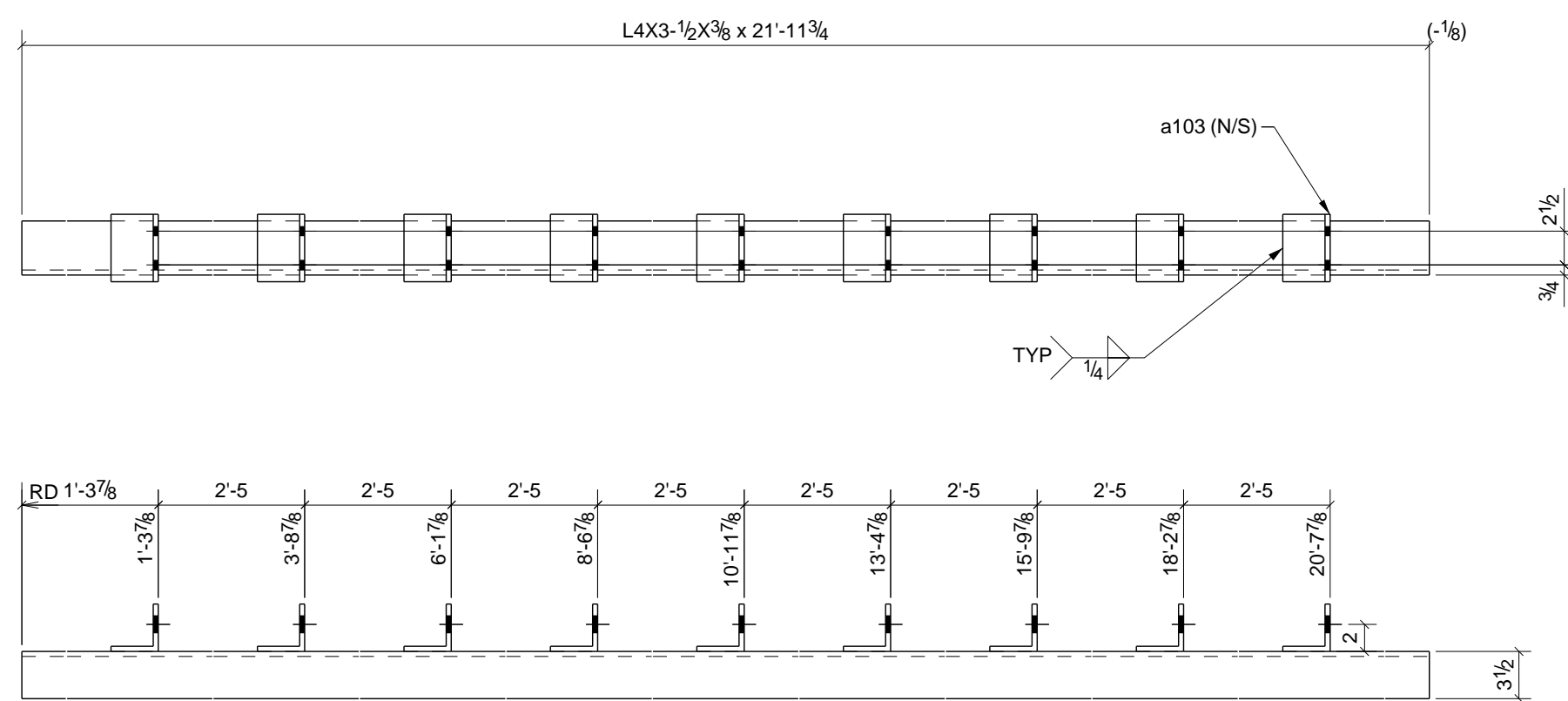
ONE - ANGLE - 51A5



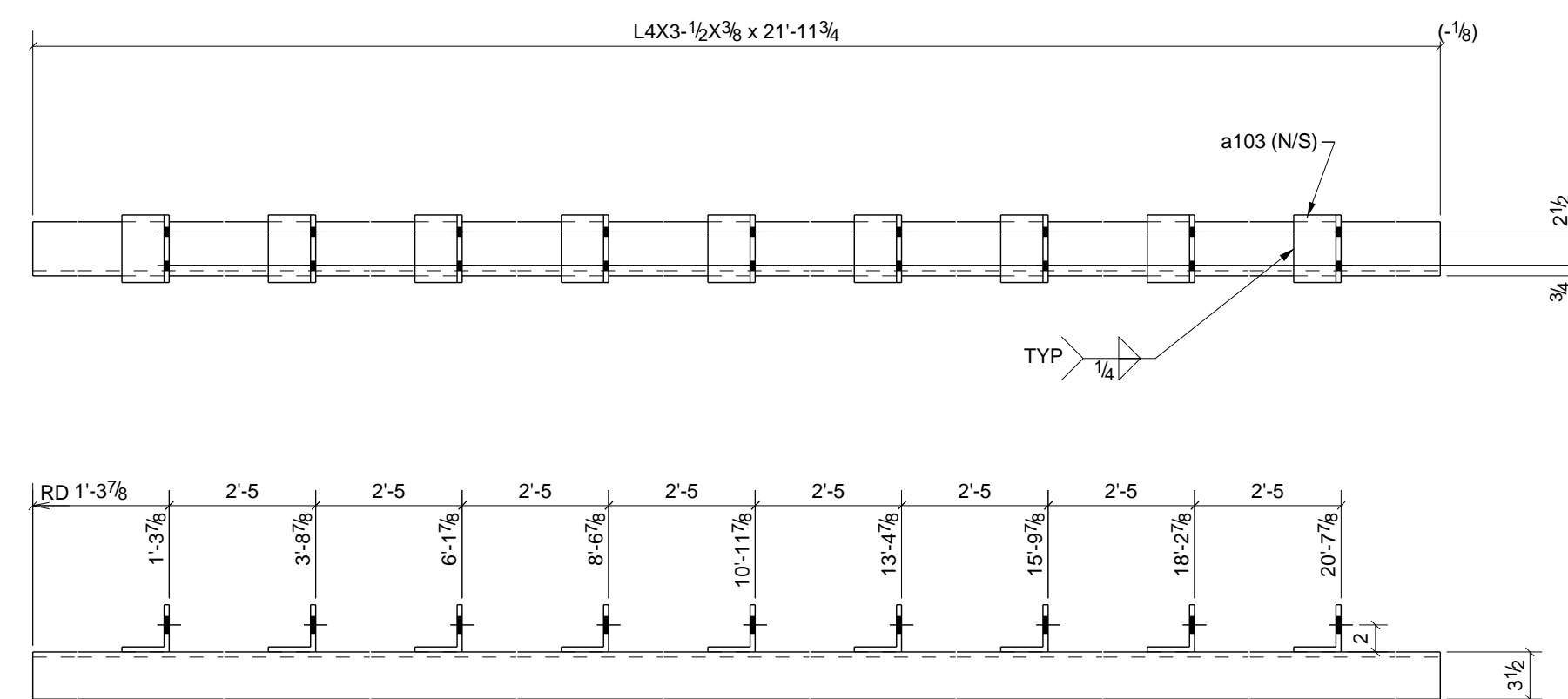
2 - ANGLES - 51A2



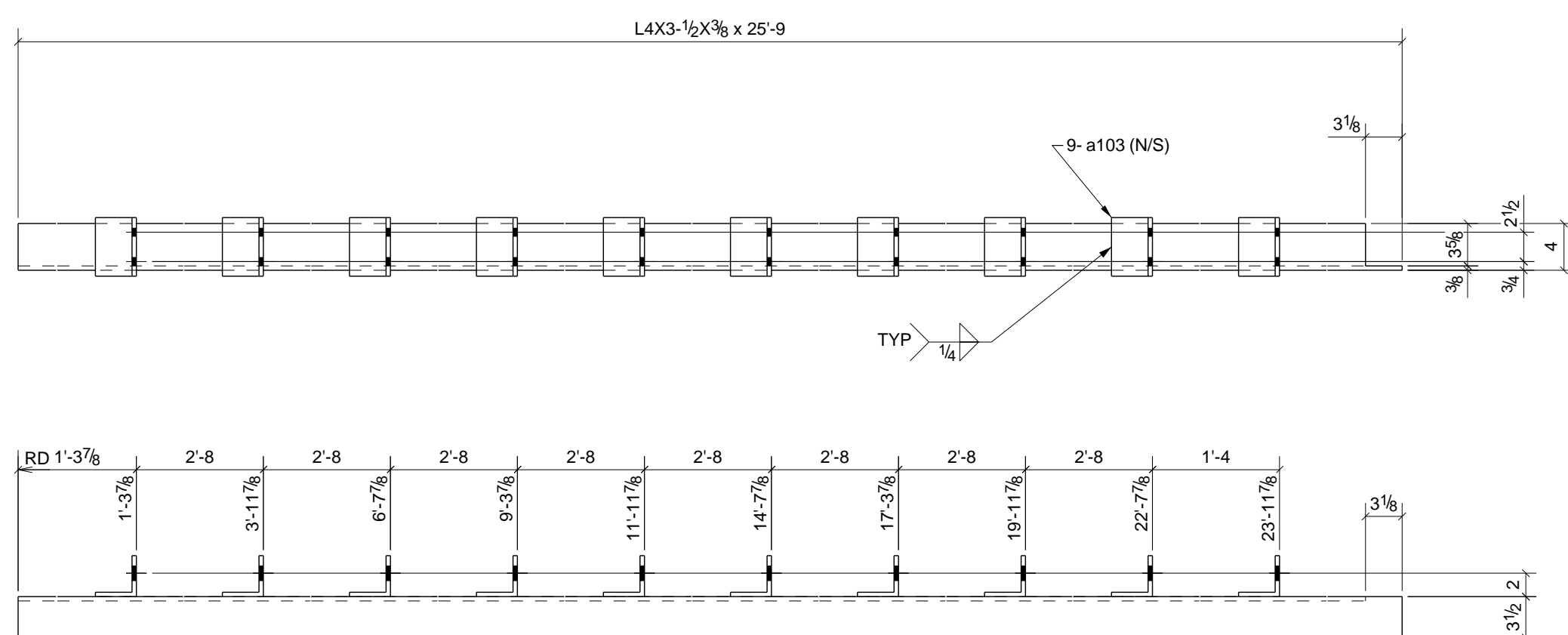
2 - ANGLES - 51A6



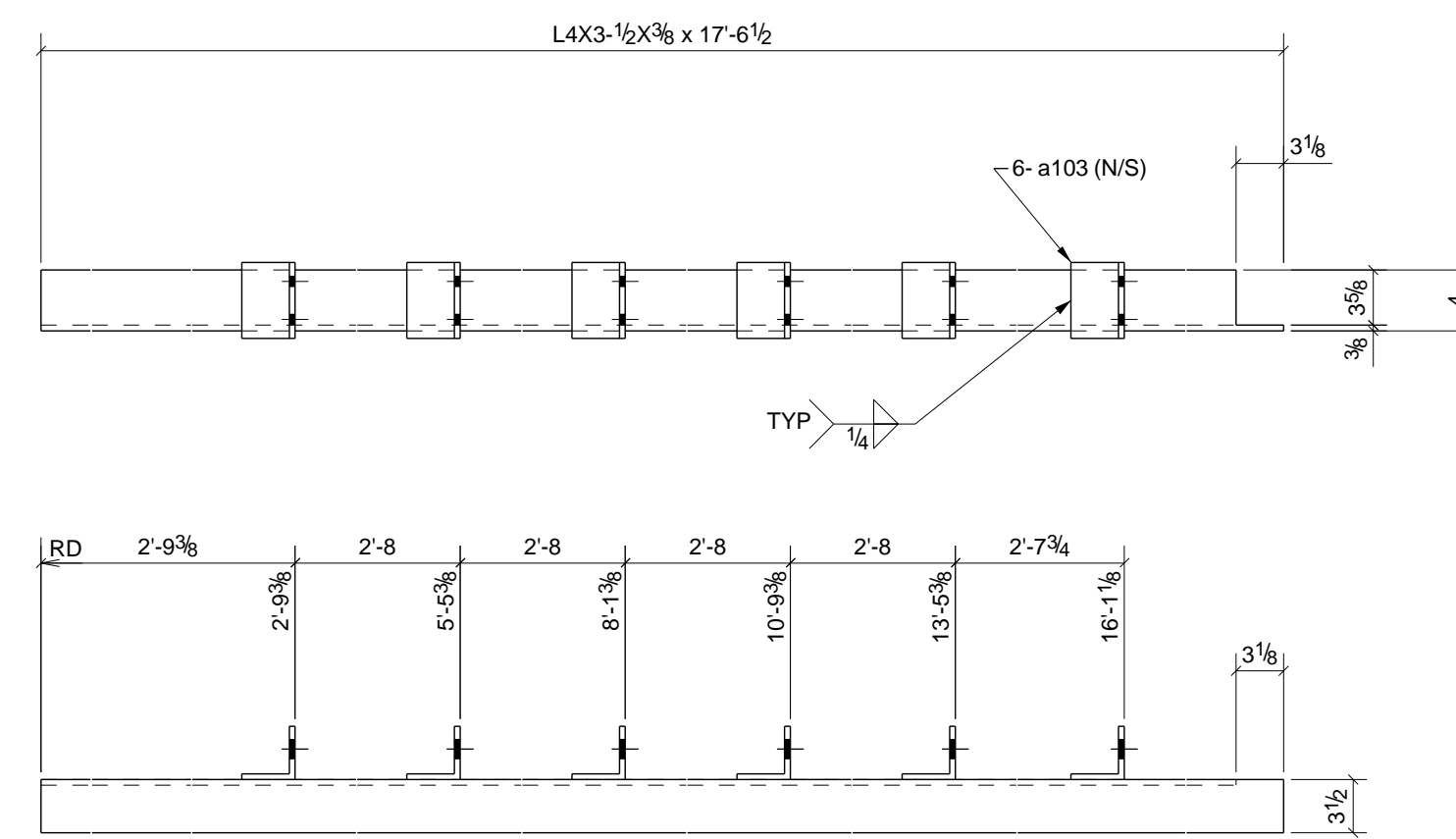
6 - ANGLES - 51A3



3 - ANGLES - 51A7



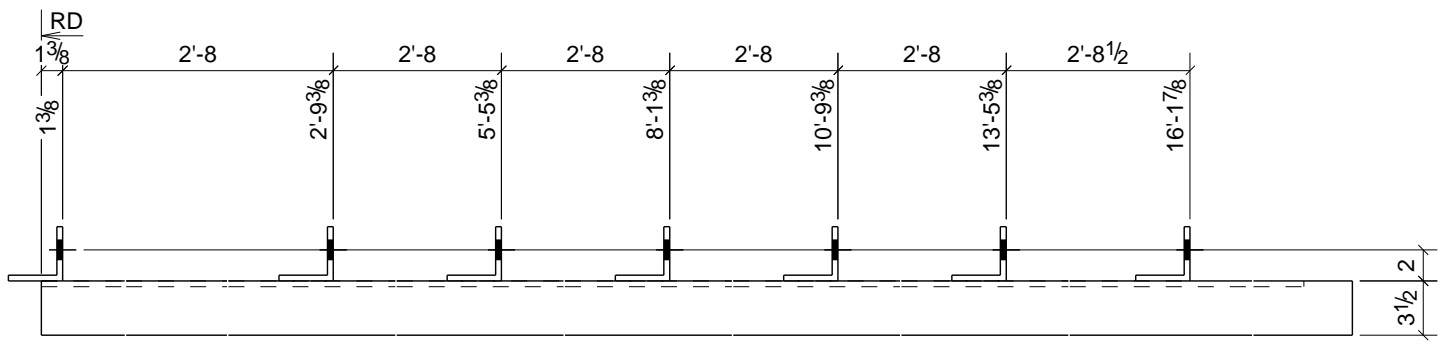
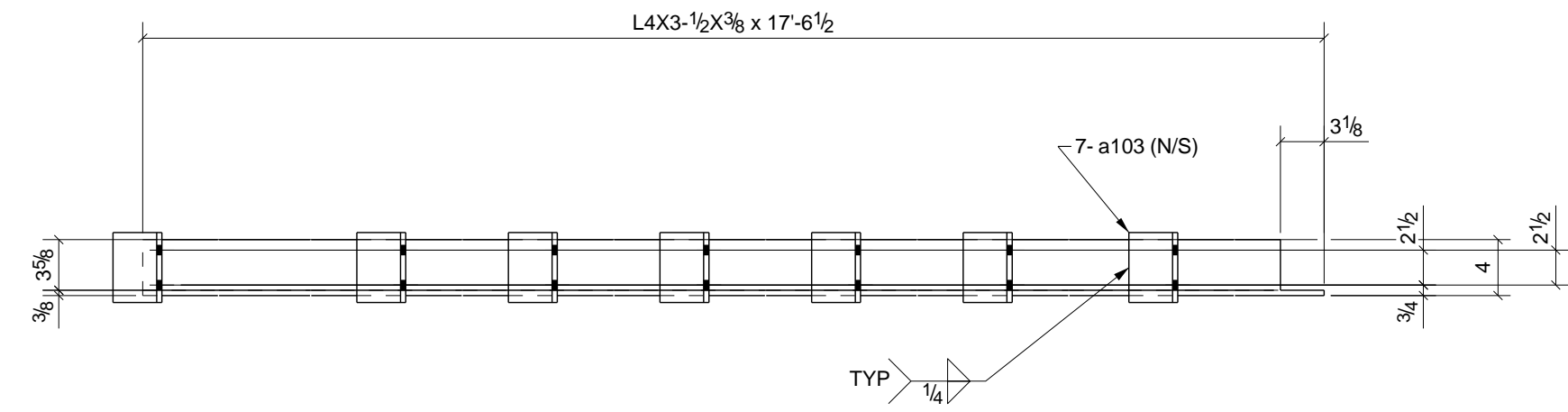
3 - ANGLES - 51A4



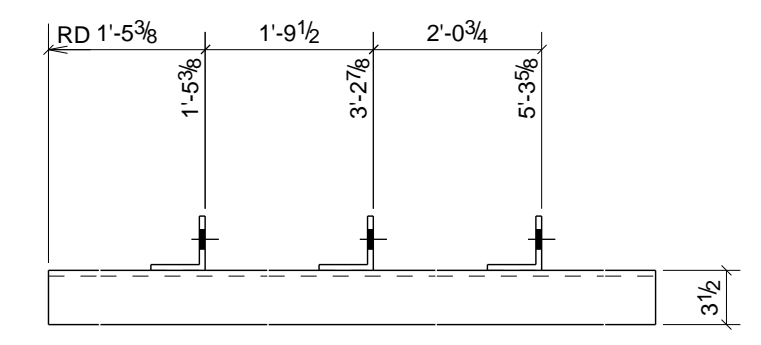
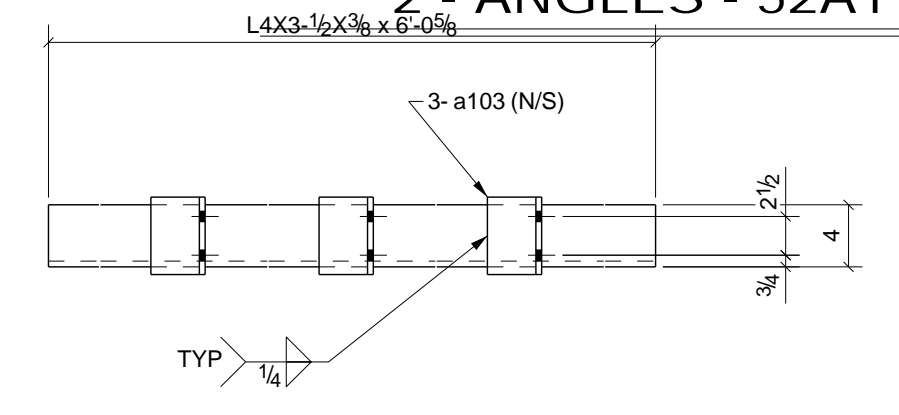
ONE - ANGLE - 51A8

PHASE					BILL OF MATERIAL							
1	2	3	4	5	SHIP	MARK	NO PCS	DESCRIPTION	LENGTH	PIECE MARK	REMARKS - PROC./GR.	ABM #
0	0	0	0	1	1	51A1	1	L4X3-1/2X3/8	21'-9"		SQ-2 A36	A1
							9	L3-1/2X3-1/2X3/8	0'-5"	a103	A36	
0	0	0	0	2	2	51A2	2	L4X3-1/2X3/8	21'-8 3/4"		SQ-2 A36	A1
							16	L3-1/2X3-1/2X3/8	0'-5"	a103	A36	
0	0	0	0	6	6	51A3	6	L4X3-1/2X3/8	21'-11 3/4"		SQ-2 A36	A15
							54	L3-1/2X3-1/2X3/8	0'-5"	a103	A36	
0	0	0	0	3	3	51A4	3	L4X3-1/2X3/8	25'-9"		SQ-2 A36	A13
							30	L3-1/2X3-1/2X3/8	0'-5"	a103	A36	
0	0	0	0	1	1	51A5	1	L4X3-1/2X3/8	24'-3 1/2"		SQ-2 A36	A36
							10	L3-1/2X3-1/2X3/8	0'-5"	a103	A36	
0	0	0	0	2	2	51A6	2	L4X3-1/2X3/8	24'-3 1/2"		SQ-2 A36	A36
							18	L3-1/2X3-1/2X3/8	0'-5"	a103	A36	
0	0	0	0	3	3	51A7	3	L4X3-1/2X3/8	21'-11 3/4"		SQ-2 A36	A15
							27	L3-1/2X3-1/2X3/8	0'-5"	a103	A36	
0	0	0	0	1	1	51A8	1	L4X3-1/2X3/8	17'-6 1/2"		SQ-2 A36	A14
							6	L3-1/2X3-1/2X3/8	0'-5"	a103	A36	

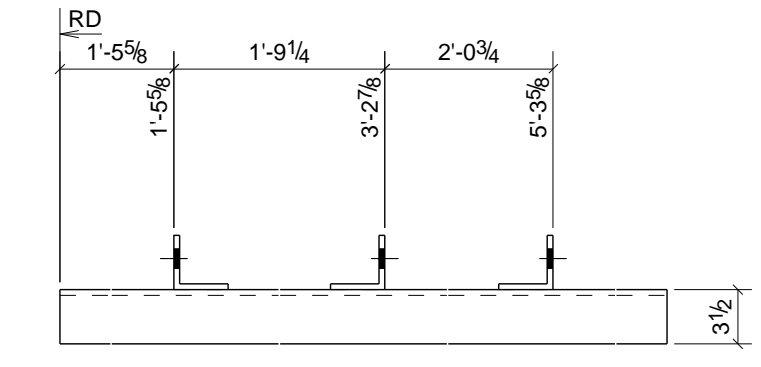
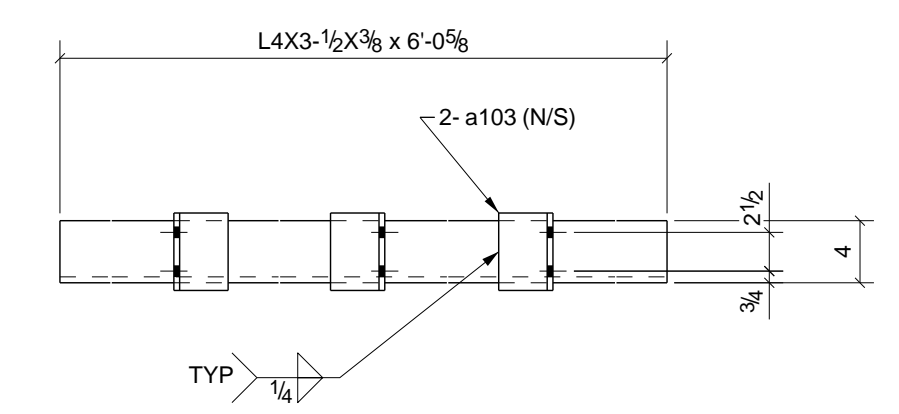
0	For Fabrication F&F	3/07/11	TMc	TH
REV.	DESCRIPTION	DATE	DWN	CHK
GENERAL NOTES				
MATERIAL: A992	UN ELECTRODES: E70XX LH	REF. DRG.	JOB USE	
HOLES: 13/16 DIA. UN	CONNS: A325N - U.N.		SHOP	
SURFACE PREP. AND PAINT:			APPROVAL	
SSPC-SP3 #30-18, Red Oxide				
DESCRIPTION: SILL ANGLE DETAILS				
PROJ. NAME	St Marys Medical Center			
LOCATION	1102 Million Dollar Highway, St. Marys, PA.			
CONTRACTOR	Hallstrom Construction, Inc.	ARCH/ENG.	KTH Architects, Inc./Lee-Simpson Assoc., Inc.	
Altoona Pipe And Steel Supply Co.			DRAWN BY TMc	
1128 Ninth Avenue			DATE 03/03/2011	
Altoona, Pa 16603-0112			CHKD. BY TH	
(814) 944-1631			DATE	
			JOB No. 3-21375	
			DRG. No. 51	
			REV. 0	



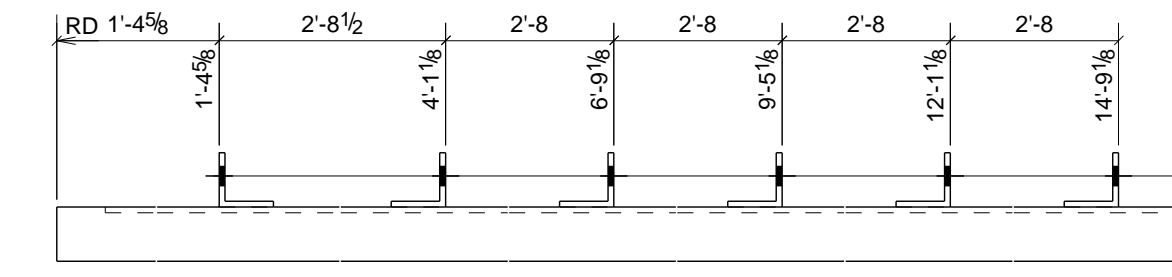
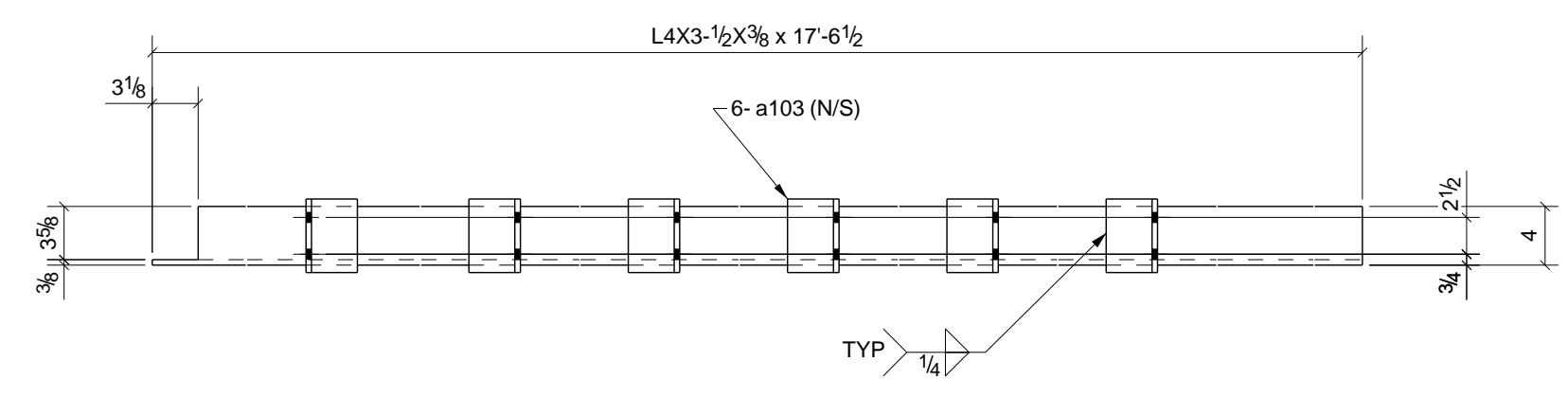
2 - ANGLES - 52A1



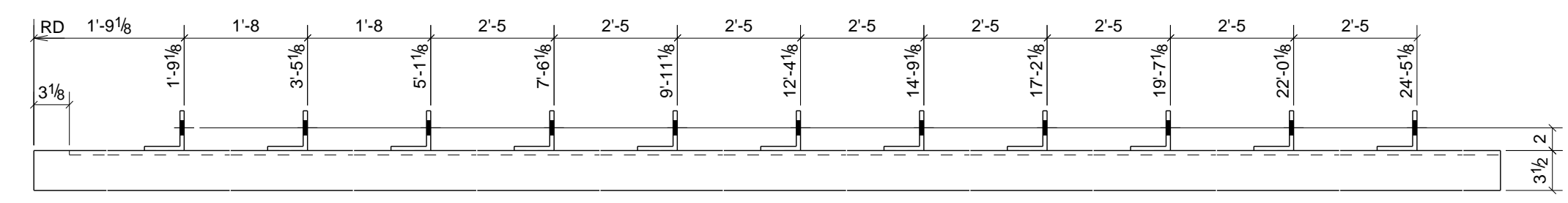
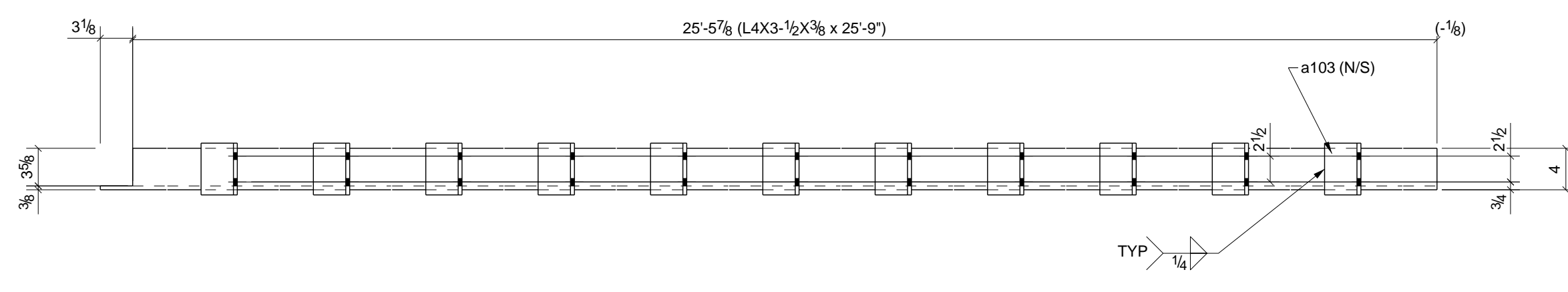
ONE - ANGLE - 52A2



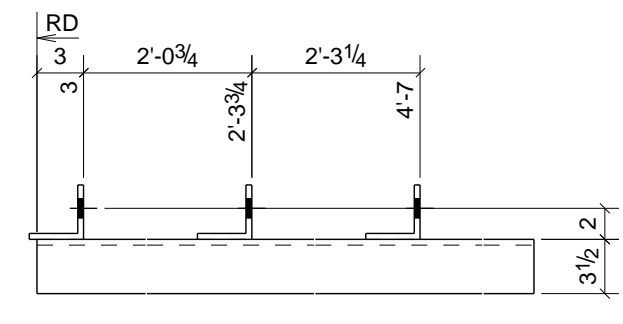
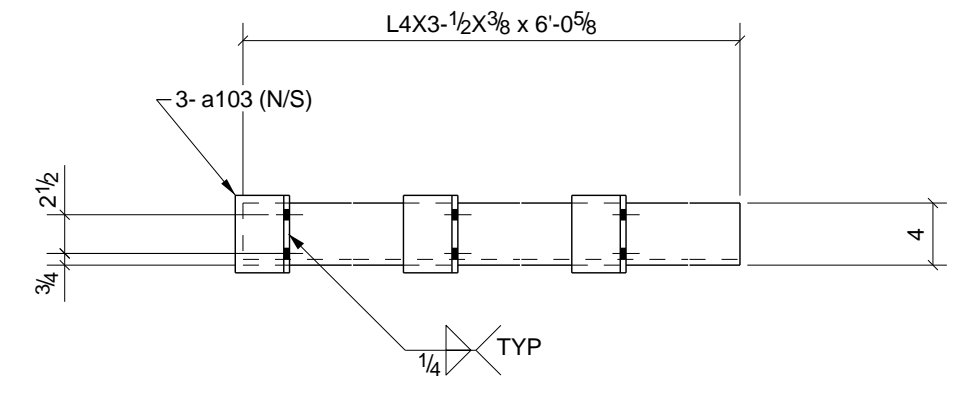
2 - ANGLES - 52A3



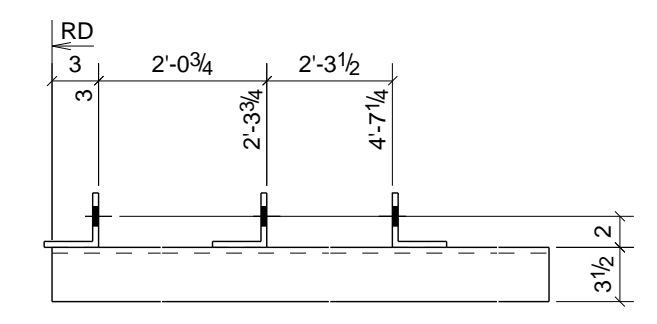
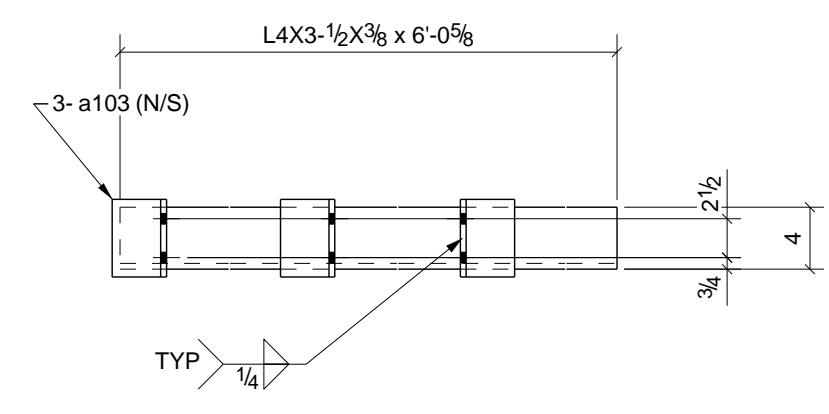
2 - ANGLES - 52A7



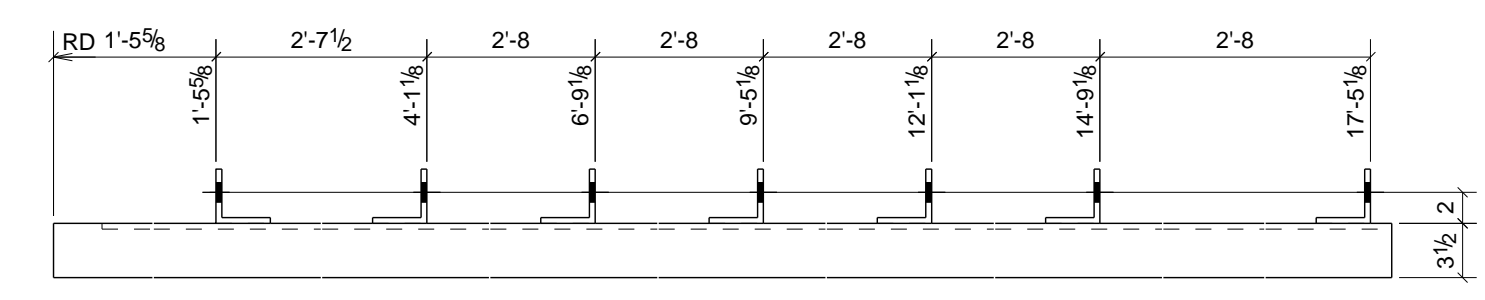
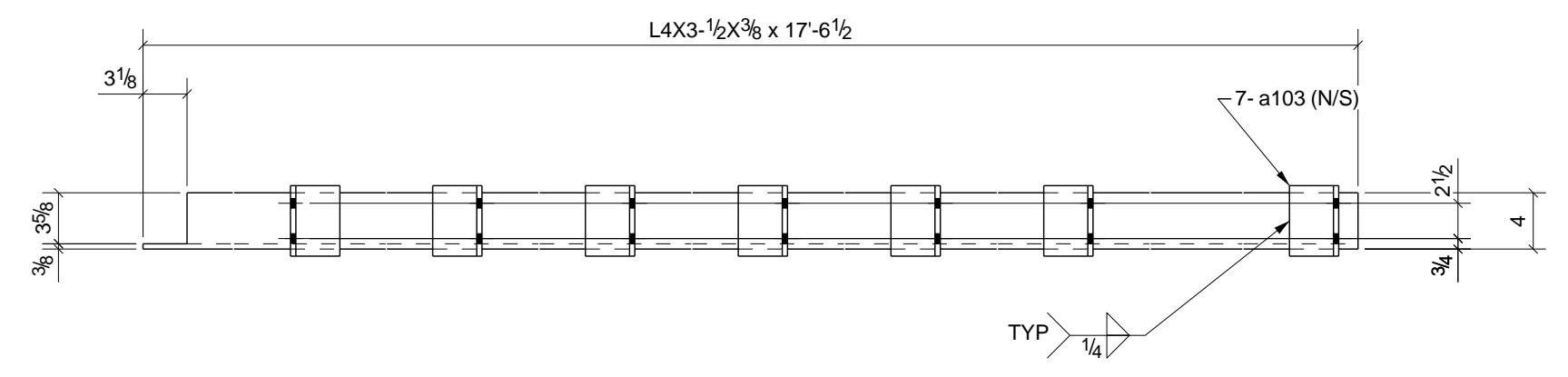
ONE - ANGLE - 52A8



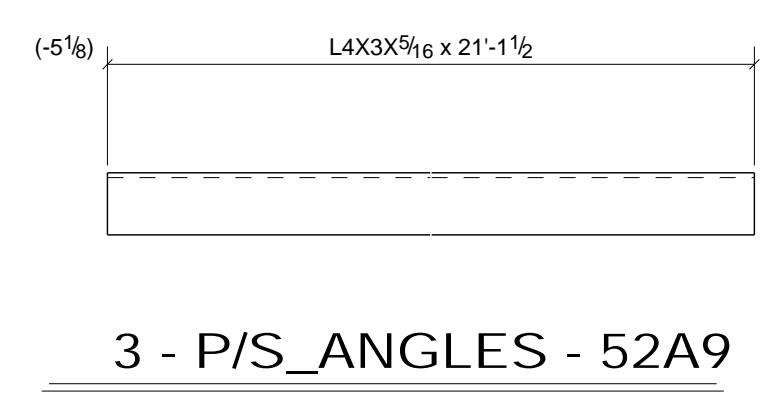
2 - ANGLES - 52A4



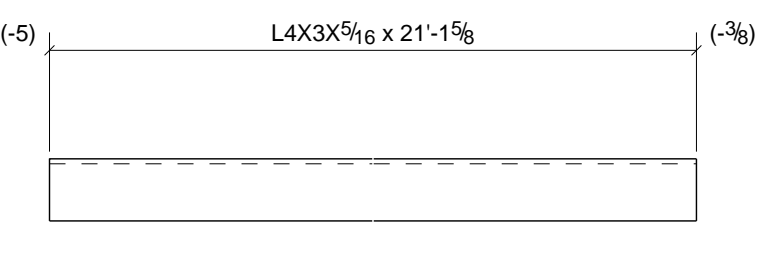
ONE - ANGLE - 52A5



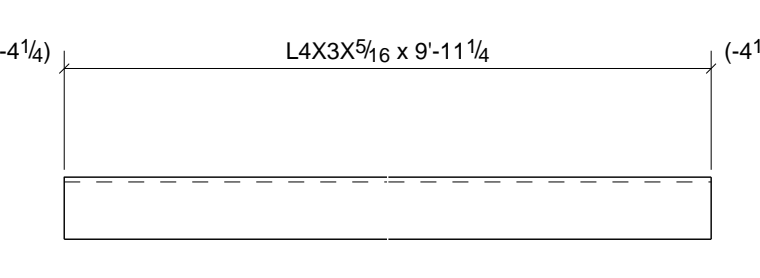
ONE - ANGLE - 52A6



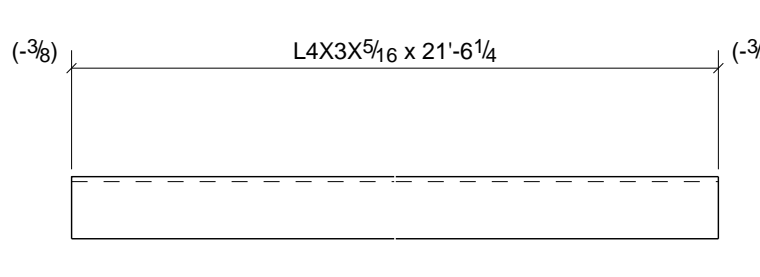
3 - P/S_ANGLES - 52A9



3 - P/S_ANGLES - 52A10

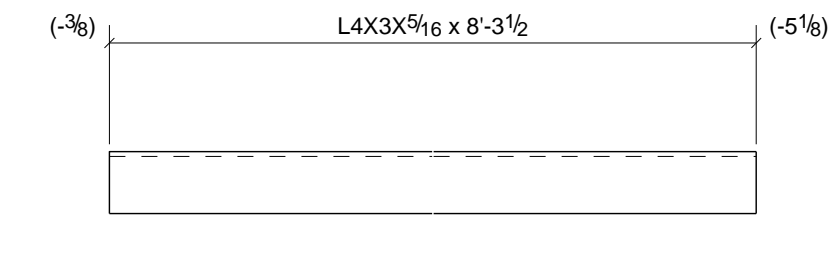


9 - P/S_ANGLES - 52A12

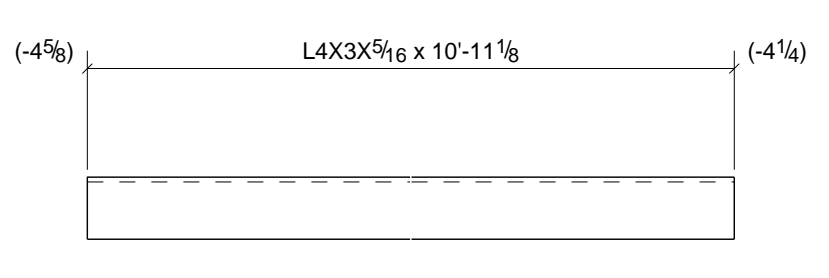


6 - P/S_ANGLES - 52A14

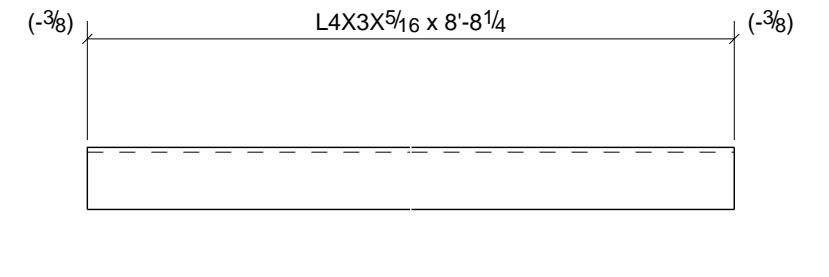
POUR STOPS AROUND CORE SHAFTS



3 - P/S_ANGLES - 52A11



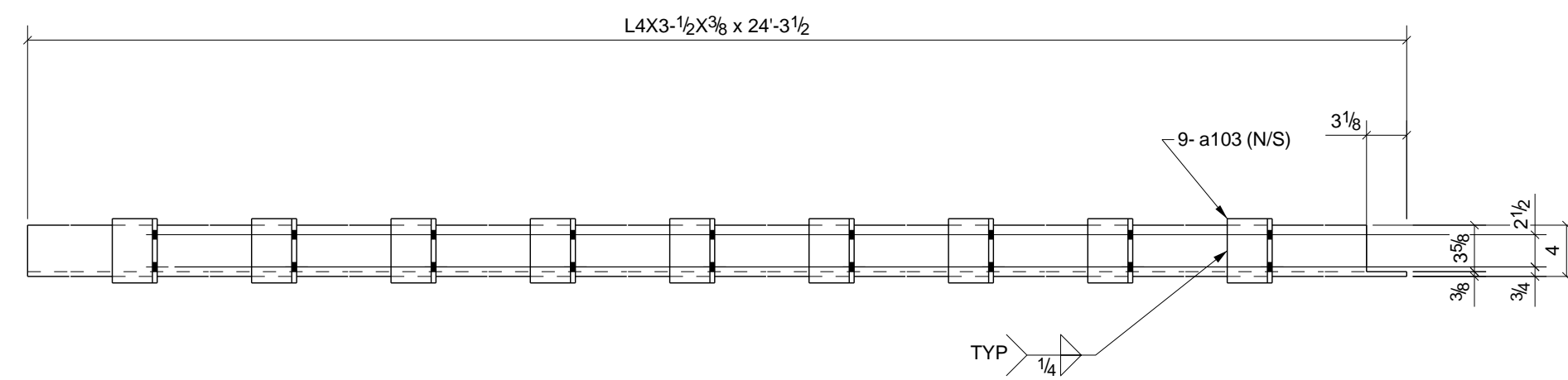
3 - P/S_ANGLES - 52A13



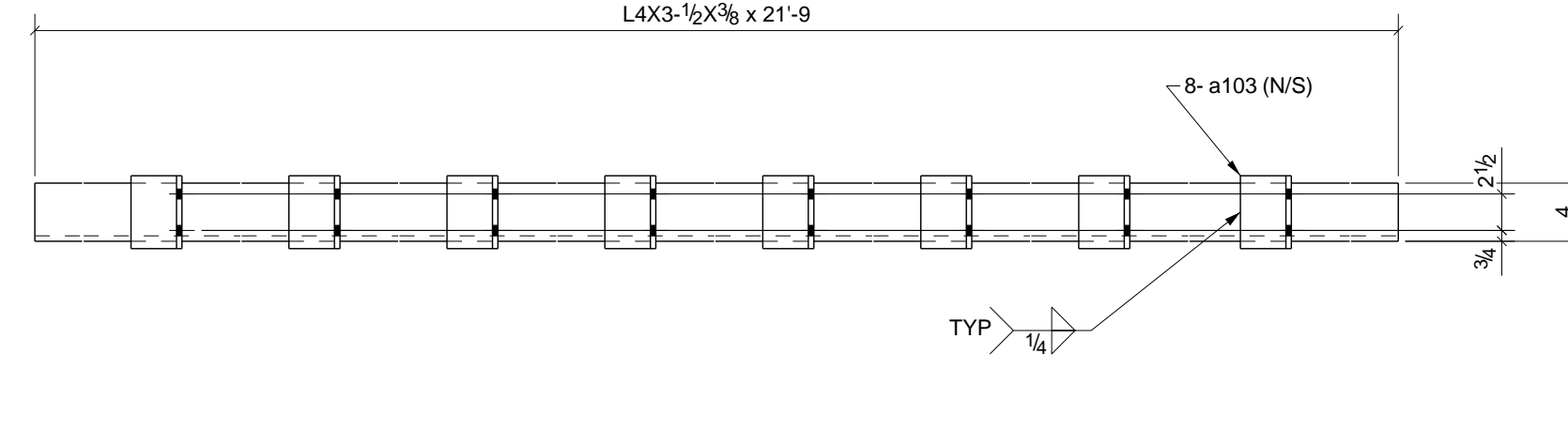
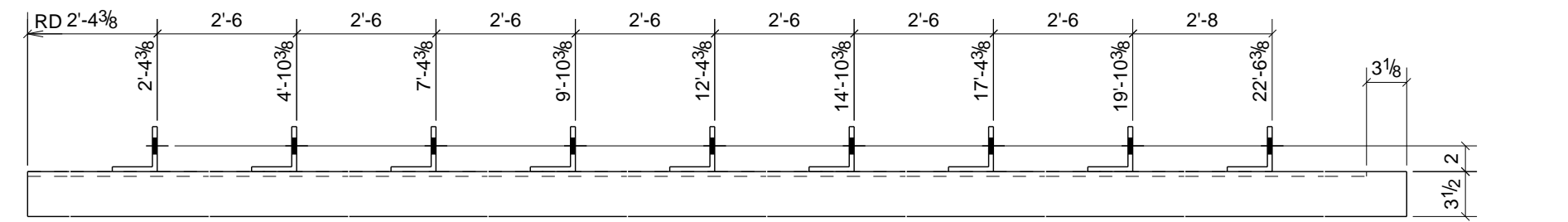
3 - P/S_ANGLES - 52A15

PHASE					BILL OF MATERIAL									
1	2	3	4	5	SHIP	MARK	NO PCS	DESCRIPTION	LENGTH	PIECE MARK	REMARKS - PROC./GR.	ABM #		
0	0	0	0	2	2	52A1	2	L4X3-1/2X3/8	17'-6 1/2"		SQ-2 A36	A14		
							14	L3-1/2X3-1/2X3/8	0'-5"	a103	A36			
0	0	0	0	1	1	52A2	1	L4X3-1/2X3/8	6'-0 5/8"		SQ-2 A36	A17		
							3	L3-1/2X3-1/2X3/8	0'-5"	a103	A36			
0	0	0	0	2	2	52A3	2	L4X3-1/2X3/8	6'-0 5/8"		SQ-2 A36	A17		
							6	L3-1/2X3-1/2X3/8	0'-5"	a103	A36			
0	0	0	0	2	2	52A4	2	L4X3-1/2X3/8	6'-0 5/8"		SQ-2 A36	A17		
							6	L3-1/2X3-1/2X3/8	0'-5"	a103	A36			
0	0	0	0	1	1	52A5	1	L4X3-1/2X3/8	6'-0 5/8"		SQ-2 A36	A17		
							3	L3-1/2X3-1/2X3/8	0'-5"	a103	A36			
0	0	0	0	1	1	52A6	1	L4X3-1/2X3/8	17'-6 1/2"		SQ-2 A36	A14		
							7	L3-1/2X3-1/2X3/8	0'-5"	a103	A36			
0	0	0	0	2	2	52A7	2	L4X3-1/2X3/8	17'-6 1/2"		SQ-2 A36	A14		
							12	L3-1/2X3-1/2X3/8	0'-5"	a103	A36			
0	0	0	0	1	1	52A8	1	L4X3-1/2X3/8	25'-9"		SQ-2 A36	A13		
							11	L3-1/2X3-1/2X3/8	0'-5"	a103	A36			
1	1	1	0	0	3	52A9	3	L4X3X5/16	21'-1 1/2"		SQ-2 A36			
1	1	1	0	0	3	52A10	3	L4X3X5/16	21'-1 5/8"		SQ-2 A36			
1	1	1	0	0	3	52A11	3	L4X3X5/16	8'-3 1/2"		SQ-2 A36			
3	3	3	0	0	9	52A12	9	L4X3X5/16	9'-11 1/4"		SQ-2 A36			
1	1	1	0	0	3	52A13	3	L4X3X5/16	10'-11 1/8"		SQ-2 A36			
2	2	2	0	0	6	52A14	6	L4X3X5/16	21'-6 1/4"		SQ-2 A36			
1	1	1	0	0	3	52A15	3	L4X3X5/16	8'-8 1/4"		SQ-2 A36			

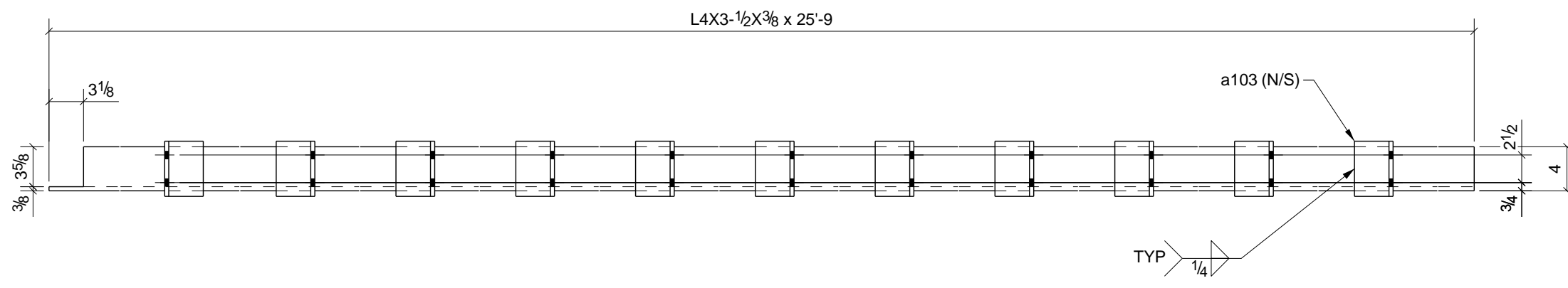
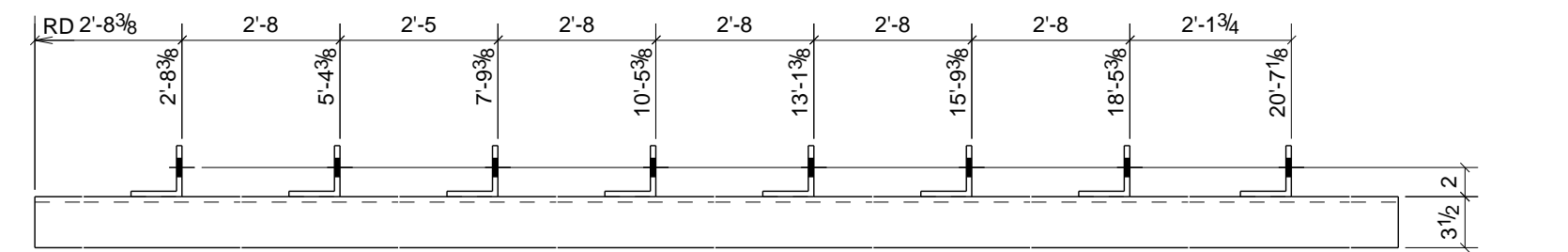
0	For Fabrication F&F	3/07/11	TMc	TH
REV.	DESCRIPTION	DATE	DWN	CHK
GENERAL NOTES				
MATERIAL: A992 U/N ELECTRODES: E70XX LH REF. DRG.				
HOLES: 13/16 DIA. U/N CONNS: A325N - U.N.				
SURFACE PREP. AND PAINT:				
SSPC-SP3				
#30-18, Red Oxide				
DESCRIPTION: SILL ANGLE DETAILS				
PROJ. NAME	St Marys Medical Center			
LOCATION	1102 Million Dollar Highway, St. Marys, PA.			
CONTRACTOR	Hallstrom Construction, Inc.	ARCH/ENG.	KTH Architects, Inc./Lee-Simpson Assoc., Inc.	
Altoona Pipe And Steel Supply Co.				
1128 Ninth Avenue Altoona, Pa 16603-0112 (814) 944-1631				
DRAWN BY TMc				
DATE 03/03/2011				
CHKD. BY TH				
DATE				
JOB No. 3-21375				
DRG. No. 52				
REV. 0				



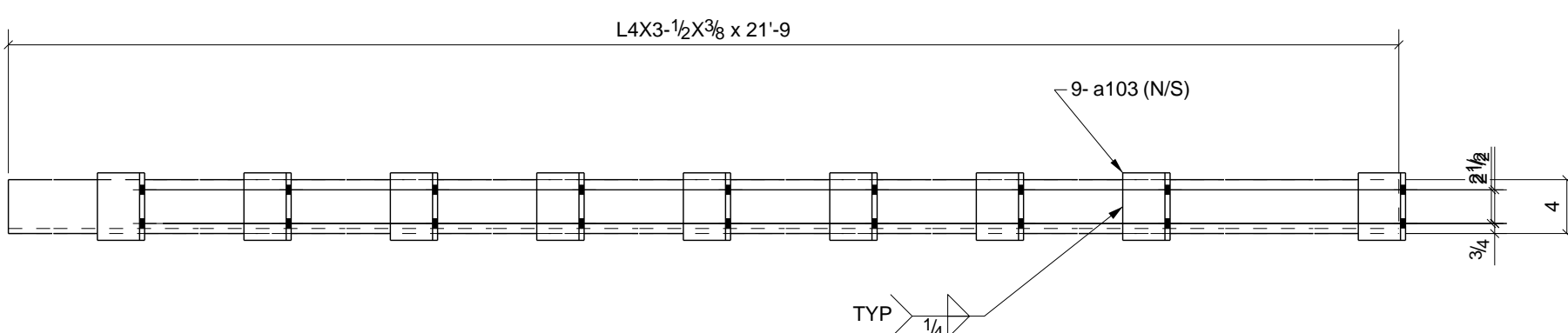
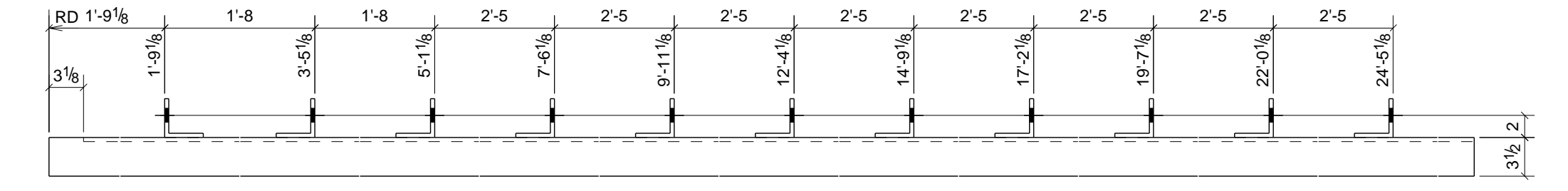
3 - ANGLES - 53A1



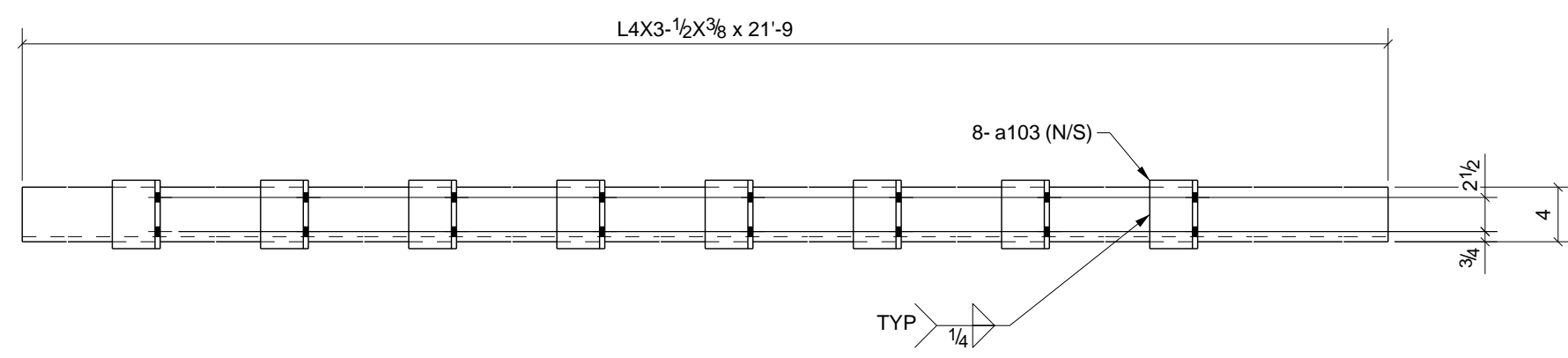
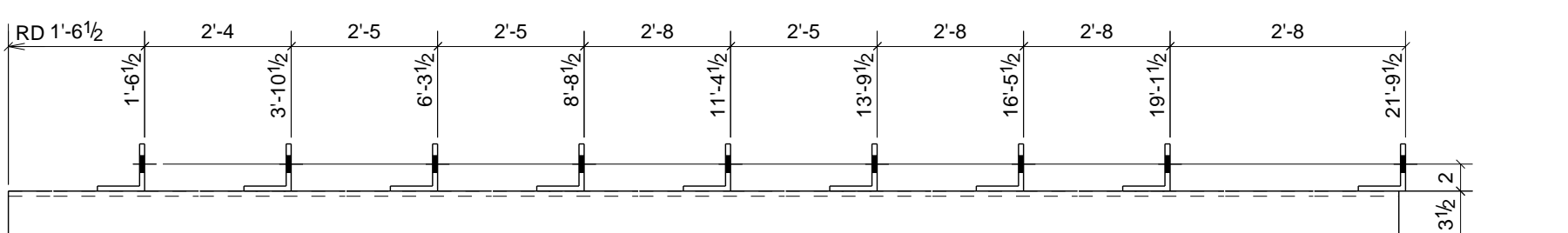
ONE - ANGLE - 53A5



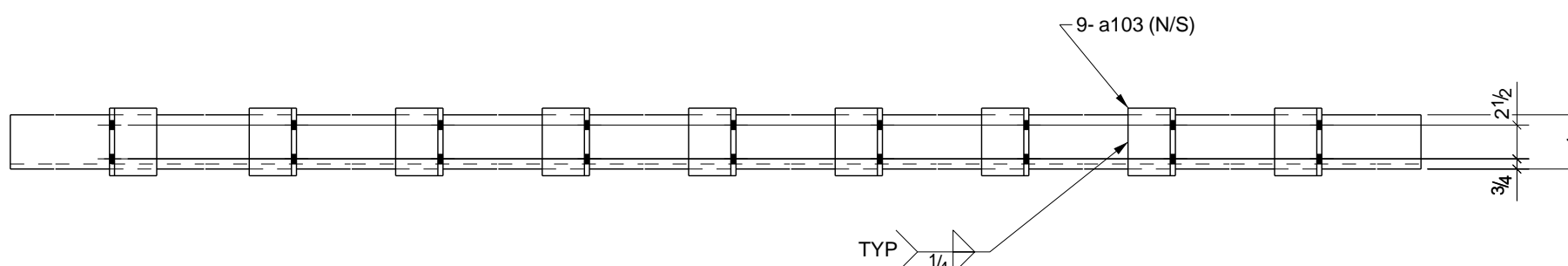
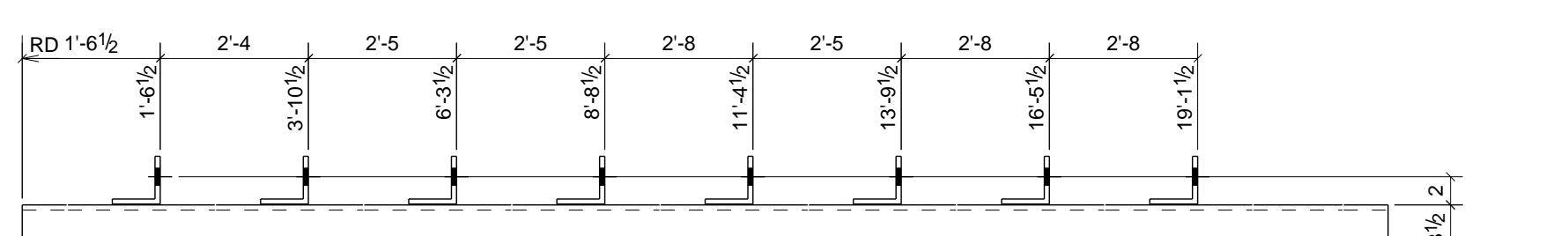
2 - ANGLES - 53A2



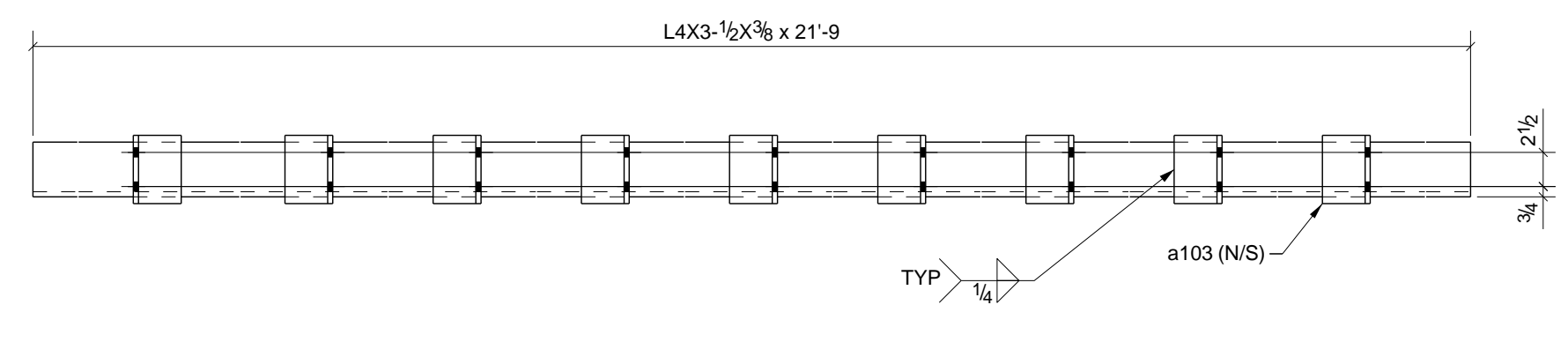
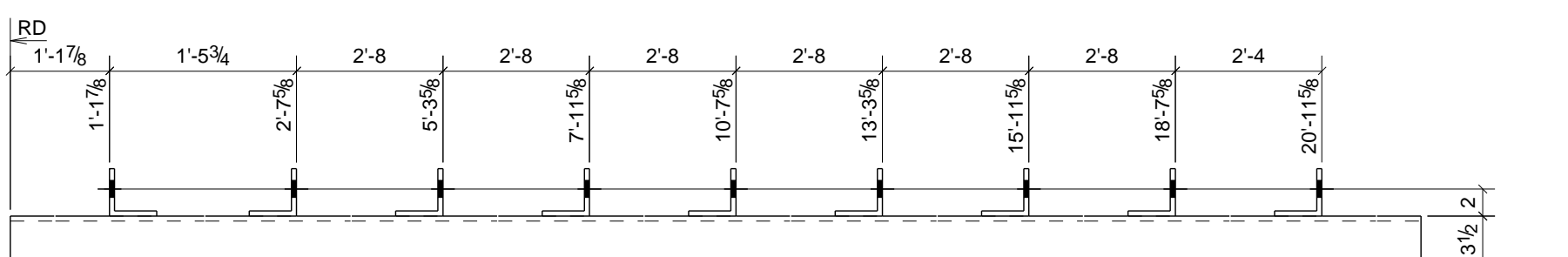
ONE - ANGLE - 53A6



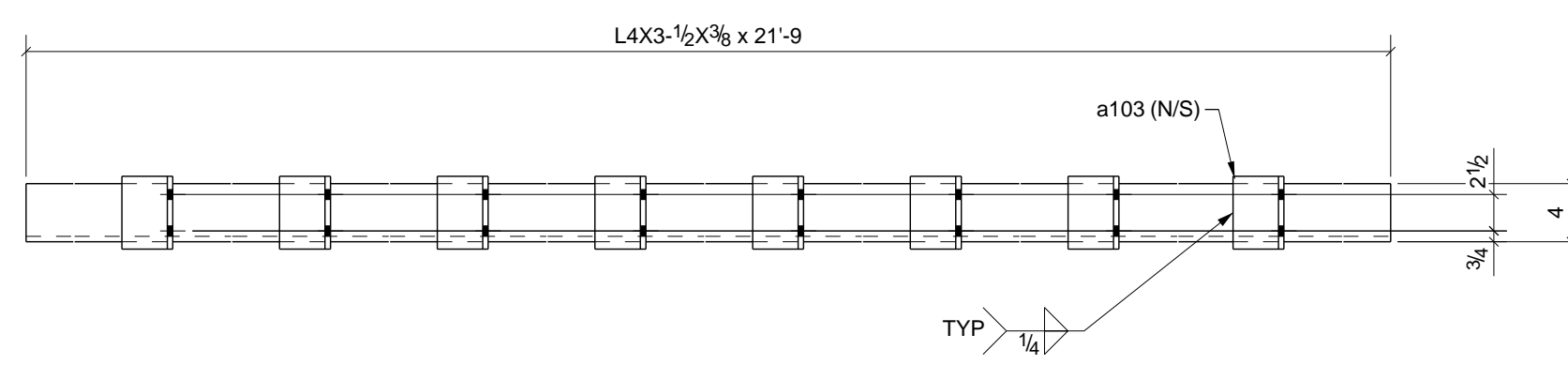
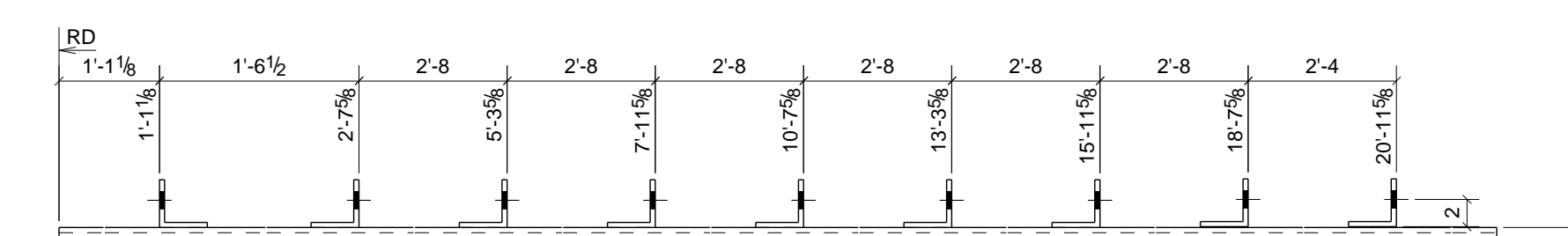
2 - ANGLES - 53A3



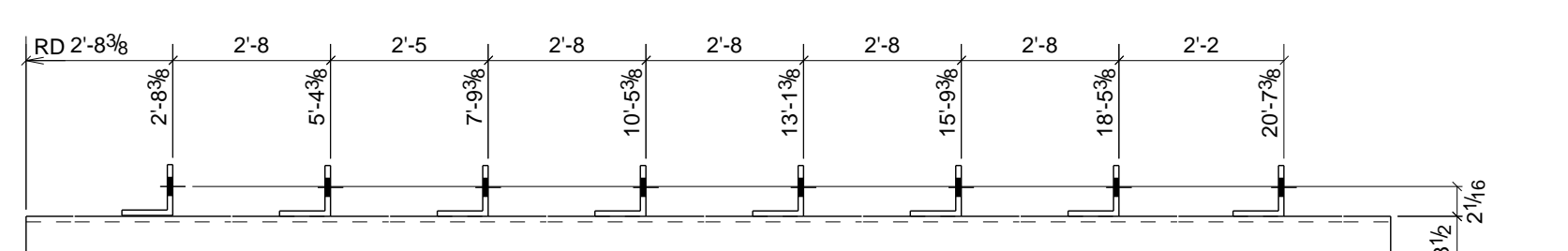
ONE - ANGLE - 53A7



2 - ANGLES - 53A4

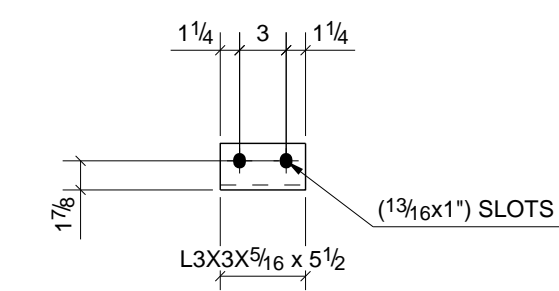


2 - ANGLES - 53A8

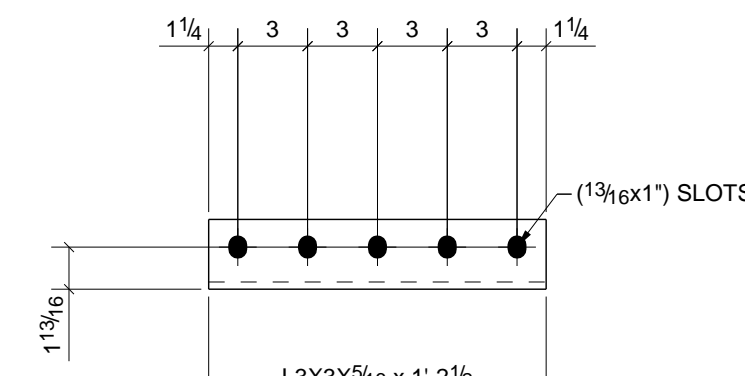


PHASE					BILL OF MATERIAL							
1	2	3	4	5	SHIP	MARK	NO PCS	DESCRIPTION	LENGTH	PIECE MARK	REMARKS - PROC./GR.	ABM #
0	0	0	0	3	3	53A1	3	L4X3-1/2X3/8	24'-3 1/2"		SQ-2 A36	A36
							27	L3-1/2X3-1/2X3/8	0'-5"	a103	A36	
0	0	0	0	2	2	53A2	2	L4X3-1/2X3/8	25'-9"		SQ-2 A36	A13
							22	L3-1/2X3-1/2X3/8	0'-5"	a103	A36	
0	0	0	0	2	2	53A3	2	L4X3-1/2X3/8	21'-9"		SQ-2 A36	A1
							16	L3-1/2X3-1/2X3/8	0'-5"	a103	A36	
0	0	0	0	2	2	53A4	2	L4X3-1/2X3/8	21'-9"		SQ-2 A36	A1
							18	L3-1/2X3-1/2X3/8	0'-5"	a103	A36	
0	0	0	0	1	1	53A5	1	L4X3-1/2X3/8	21'-9"		SQ-2 A36	A1
							8	L3-1/2X3-1/2X3/8	0'-5"	a103	A36	
0	0	0	0	1	1	53A6	1	L4X3-1/2X3/8	21'-9"		SQ-2 A36	A1
							9	L3-1/2X3-1/2X3/8	0'-5"	a103	A36	
0	0	0	0	1	1	53A7	1	L4X3-1/2X3/8	21'-9"		SQ-2 A36	A1
							9	L3-1/2X3-1/2X3/8	0'-5"	a103	A36	
0	0	0	0	2	2	53A8	2	L4X3-1/2X3/8	21'-9"		SQ-2 A36	A1
							16	L3-1/2X3-1/2X3/8	0'-5"	a103	A36	

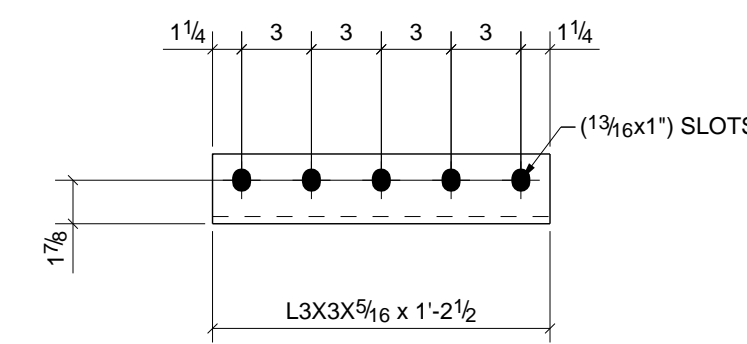
0	For Fabrication F&F	3/07/11	TMc	TH
REV.	DESCRIPTION	DATE	DWN	CHK
GENERAL NOTES				
MATERIAL: A992	UN	ELECTRODES: E70XX LH	REF. DRG.	JOB USE
HOLE: 13/16	DIA. UN	CONNS: A325N - U.N.		SHOP
SURFACE PREP. AND PAINT:	SSPC-SP3 #30-18, Red Oxide			APPROVAL
DESCRIPTION:	SILL ANGLE DETAILS			
PROJ. NAME	St Marys Medical Center			DRAWN BY
LOCATION	1102 Million Dollar Highway, St. Marys, PA.			TMc
CONTRACTOR	Hallstrom Construction, Inc.	ARCH/ENG.	KTH Architects, Inc./Lee-Simpson Assoc., Inc.	DATE
	Altoona Pipe And Steel Supply Co.			CHKD. BY
	1128 Ninth Avenue			TH
	Altoona, Pa 16603-0112			DATE
	(814) 944-1631			JOB No.
				3-21375
				DRG. No.
				53
				REV.
				0



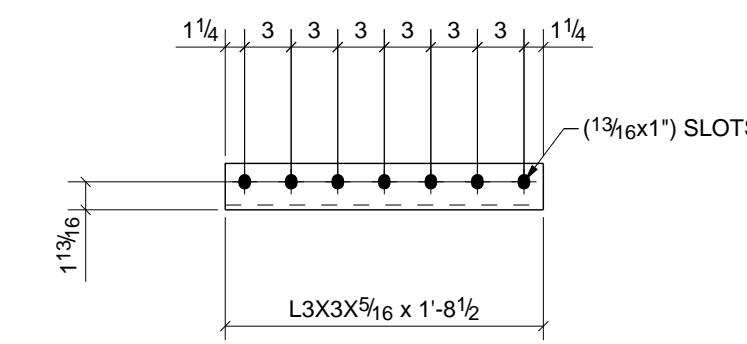
38 - ANGLES - a3



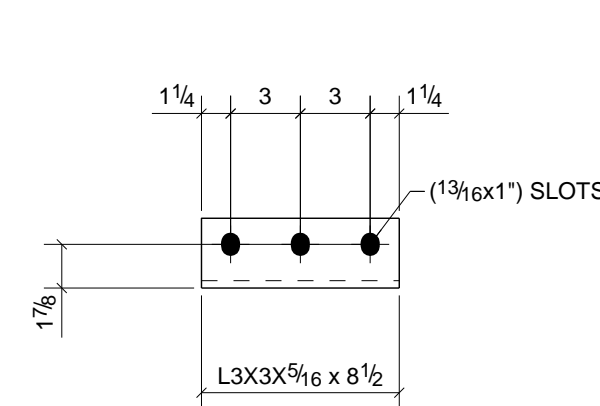
76 - ANGLES - a10



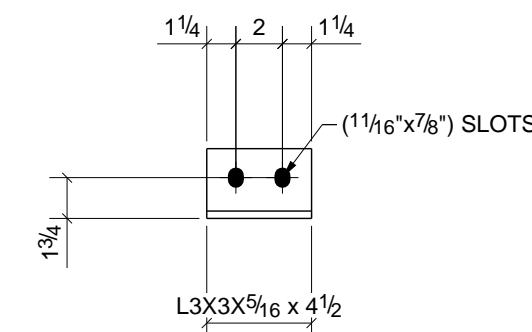
44 - ANGLES - a11



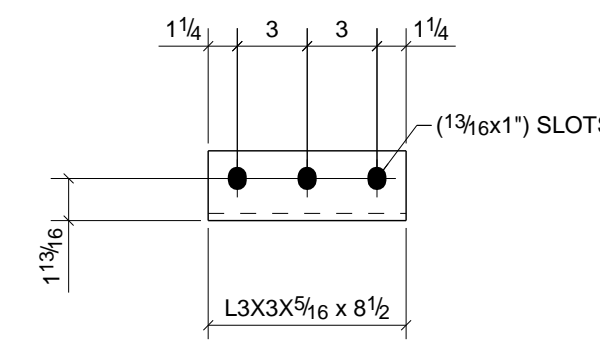
14 - ANGLES - a14



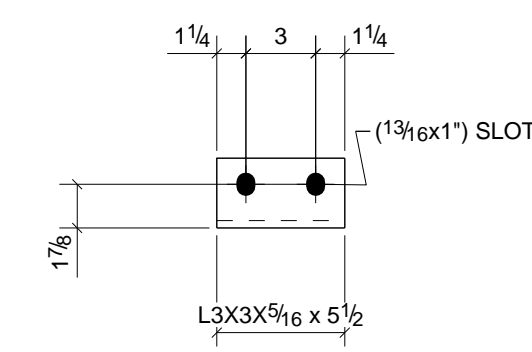
336 - ANGLES - a15



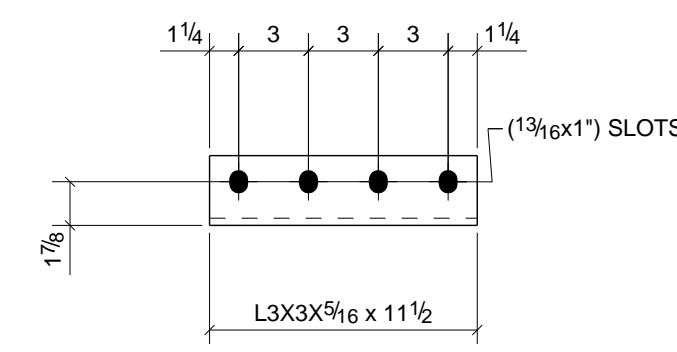
18 - ANGLES - a17



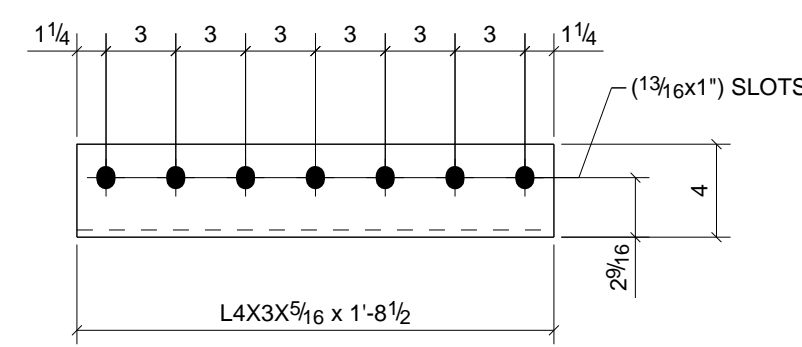
128 - ANGLES - a16



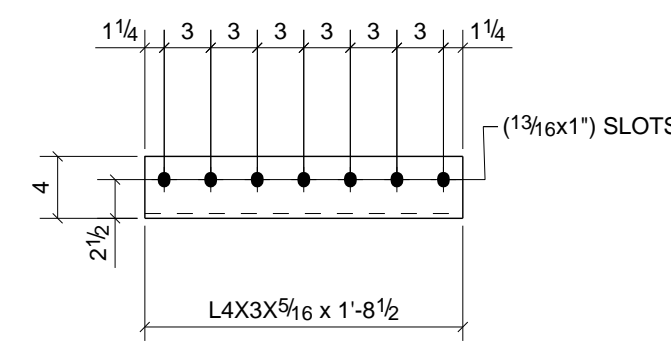
78 - ANGLES - a19



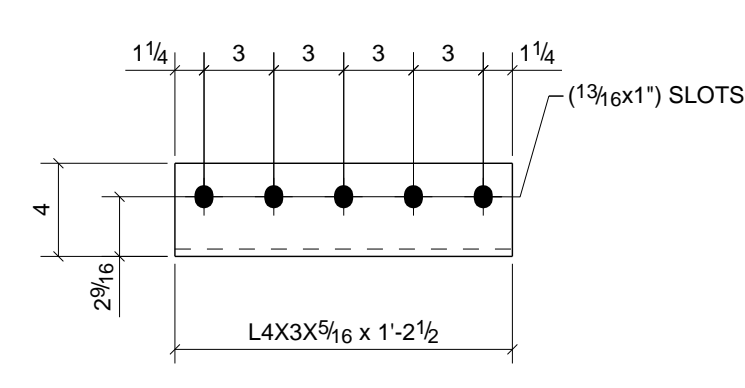
36 - ANGLES - a22



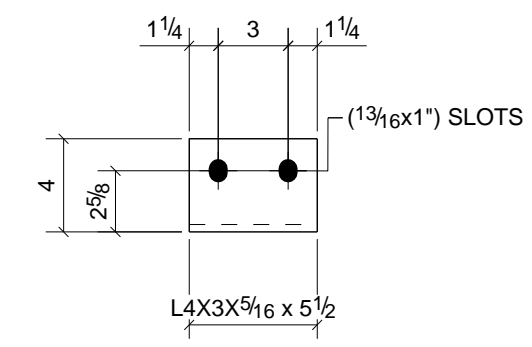
16 - ANGLES - a24



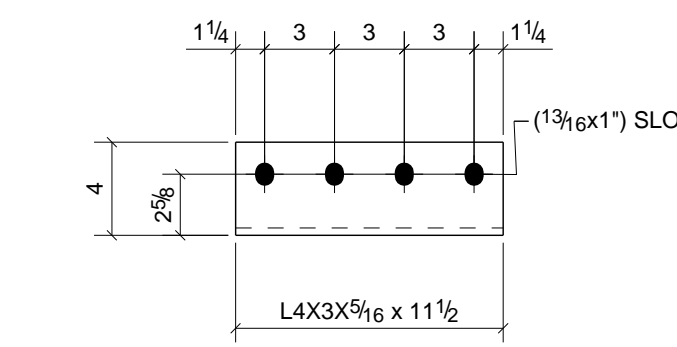
48 - ANGLES - a25



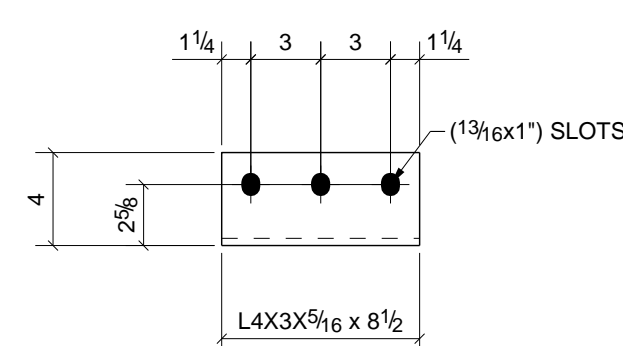
64 - ANGLES - a26



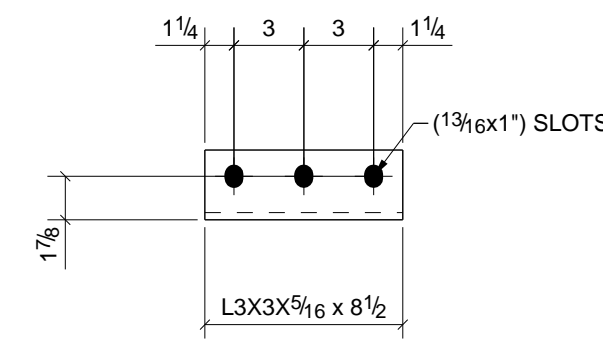
4 - ANGLES - a27



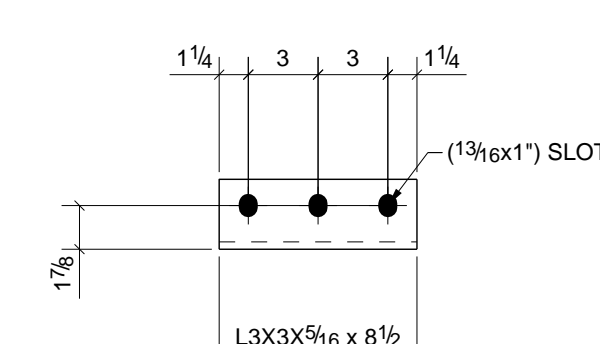
8 - ANGLES - a29



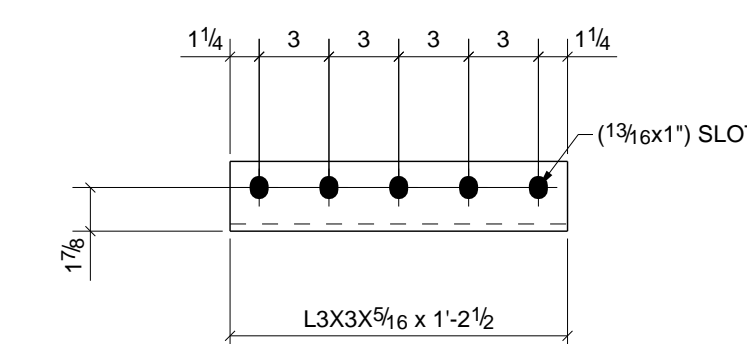
8 - ANGLES - a30



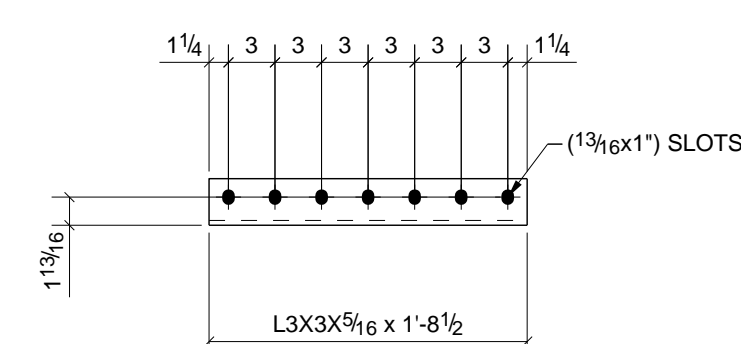
26 - ANGLES - a97



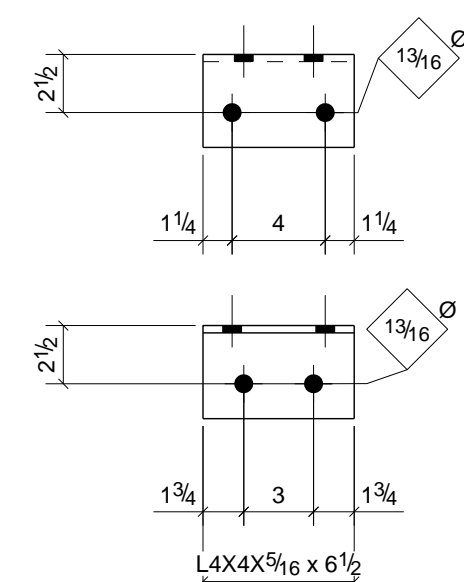
8 - ANGLES - a98



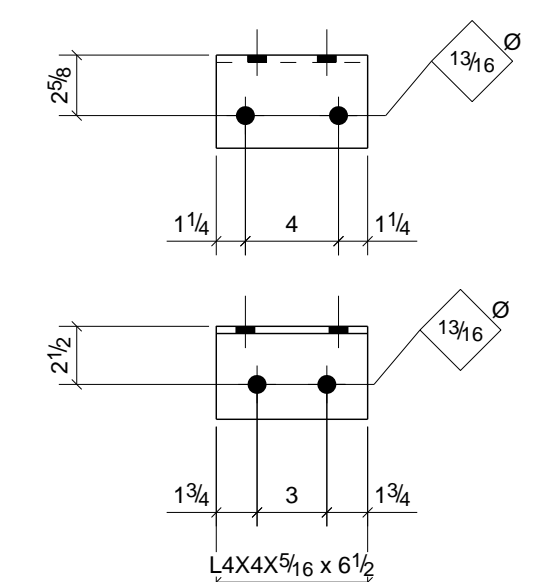
8 - ANGLES - a99



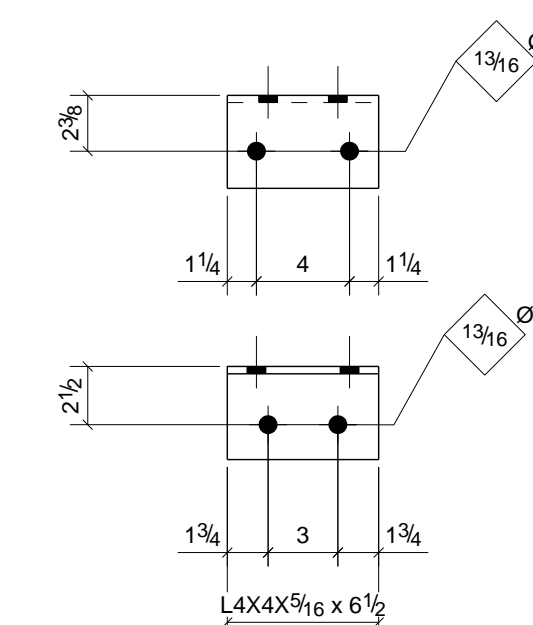
6 - ANGLES - a101



11 - ANGLES - A32



5 - ANGLES - A36

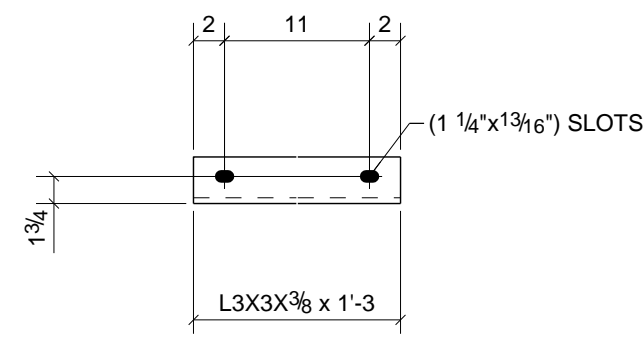


2 - ANGLES - A64

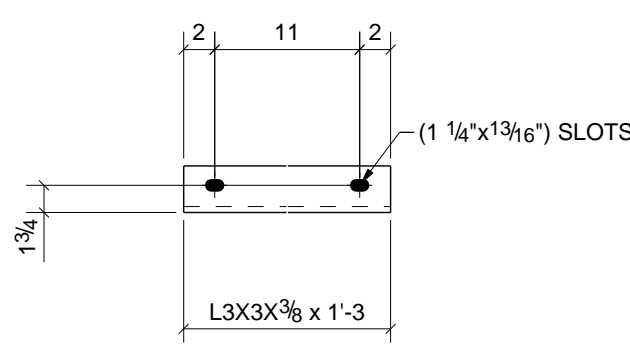
BILL OF MATERIAL

SHIP MARK	NO PCS	DESCRIPTION	LENGTH	PIECE MARK	REMARKS - PROC./GR.	ABM #
	11	L4X4X5/16	0'-6 1/2"	A32	A36	
	5	L4X4X5/16	0'-6 1/2"	A36	A36	
	2	L4X4X5/16	0'-6 1/2"	A64	A36	
	38	L3X3X5/16	0'-5 1/2"	a3	A36	
	76	L3X3X5/16	1'-2 1/2"	a10	A36	
	44	L3X3X5/16	1'-2 1/2"	a11	A36	
	14	L3X3X5/16	1'-8 1/2"	a14	A36	
	336	L3X3X5/16	0'-8 1/2"	a15	A36	
	128	L3X3X5/16	0'-8 1/2"	a16	A36	
	18	L3X3X5/16	0'-4 1/2"	a17	A36	
	78	L3X3X5/16	0'-5 1/2"	a19	A36	
	36	L3X3X5/16	0'-11 1/2"	a22	A36	
	16	L4X3X5/16	1'-8 1/2"	a24	A36	
	48	L4X3X5/16	1'-8 1/2"	a25	A36	
	64	L4X3X5/16	1'-2 1/2"	a26	A36	
	4	L4X3X5/16	0'-5 1/2"	a27	A36	
	8	L4X3X5/16	0'-11 1/2"	a29	A36	
	8	L4X3X5/16	0'-8 1/2"	a30	A36	
	26	L3X3X5/16	0'-8 1/2"	a97	A36	
	8	L3X3X5/16	0'-8 1/2"	a98	A36	
	8	L3X3X5/16	1'-2 1/2"	a99	A36	
	6	L3X3X5/16	1'-8 1/2"	a101	A36	

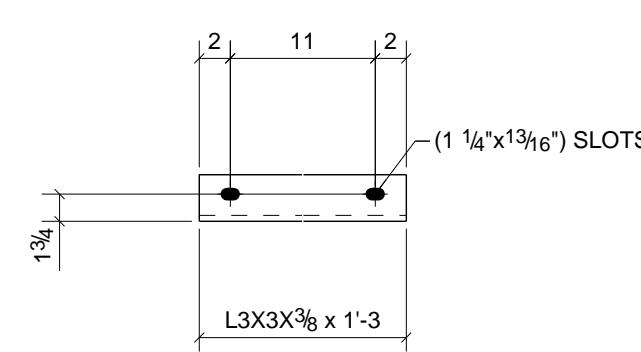
1	Changed Marks & Details	3/08/11	TMc	TH
0	For Fabrication F&F	3/07/11	TMc	TH
A	For Approval	01/03/11	TMc	TAN
REV.	DESCRIPTION	DATE	DWN	CHK
GENERAL NOTES				
MATERIAL: A992 U/N		ELECTRODES: E70XX LH	REF. DRG.	
HOLES: 13/16 DIA. UN		CONNS: A325N - U.N.		
SURFACE PREP. AND PAINT:		JOB USE		
SSPC-SP3		SHOP		
#30-18, Red Oxide		APPROVAL		
DESCRIPTION: CLIP ANGLES		DRAWN BY TMc		
PROJ. NAME St Marys Medical Center		DATE 12/30/2010		
LOCATION 1102 Million Dollar Highway, St. Marys, PA.		CHKD. BY TH		
CONTRACTOR Hallstrom Construction, Inc. ARCH/ENG. KTH Architects, Inc./Lee-Simpson Assoc., Inc.		DATE		
Altoona Pipe And Steel Supply Co.		JOB No. 3-21375		
1128 Ninth Avenue		DRG. No. 101		
Altoona, Pa 16603-0112		REV. 1		
(814) 944-1631		ASME		



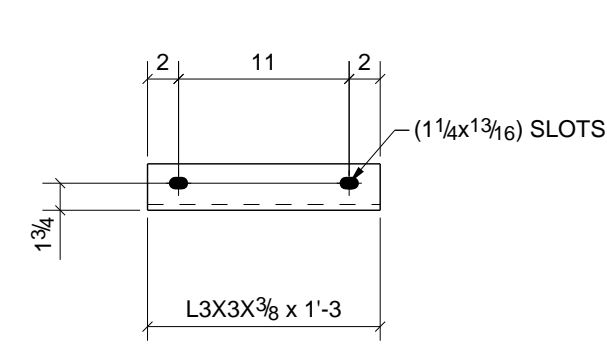
2 - ANGLE BRACKETS - 45A1



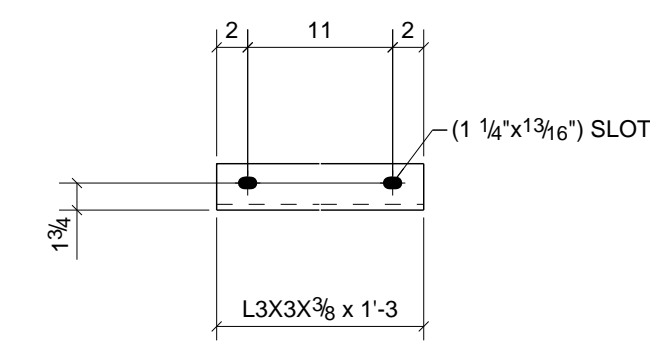
4 - ANGLE BRACKETS - 45A8



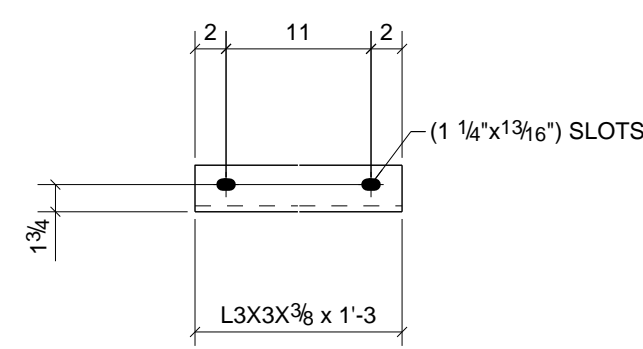
28 - ANGLES - 46A5



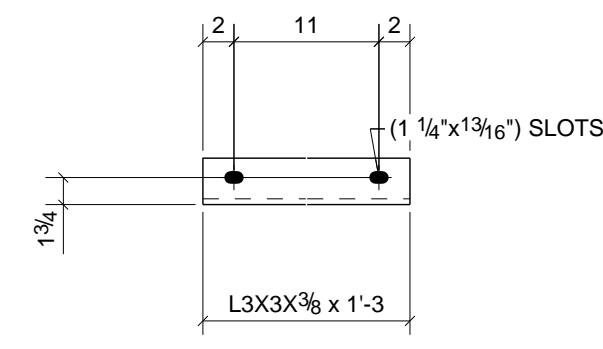
2 - ANGLE BRACKETS - 47A3



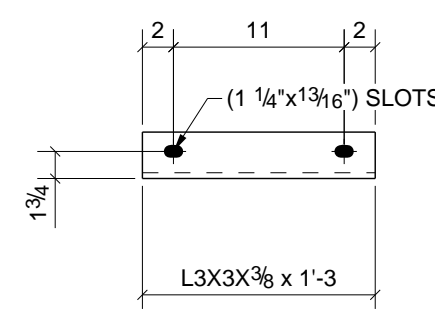
ONE - ANGLE BRACKET - 48A1



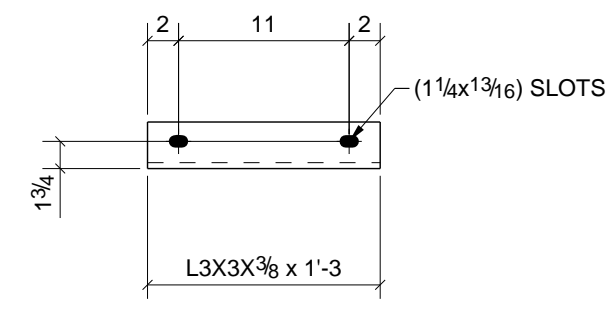
28 - ANGLES - 45A2



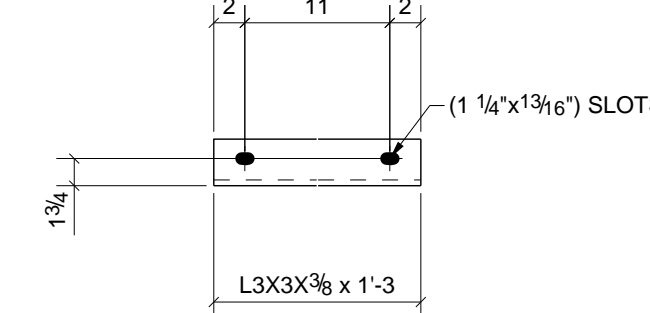
2 - ANGLE BRACKETS - 45A9



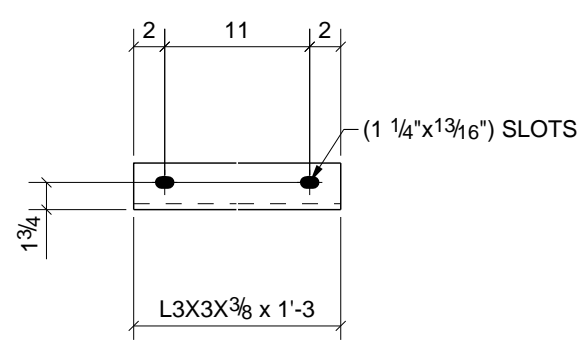
56 - ANGLES - 46A6



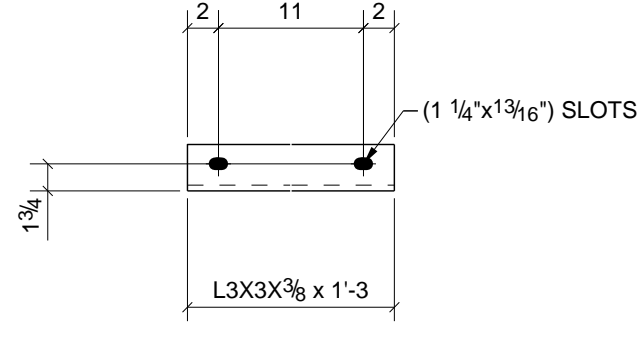
2 - ANGLE BRACKETS - 47A4



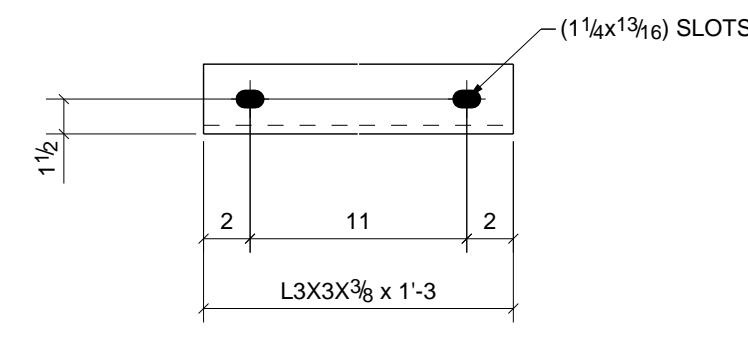
ONE - ANGLE BRACKET - 48A2



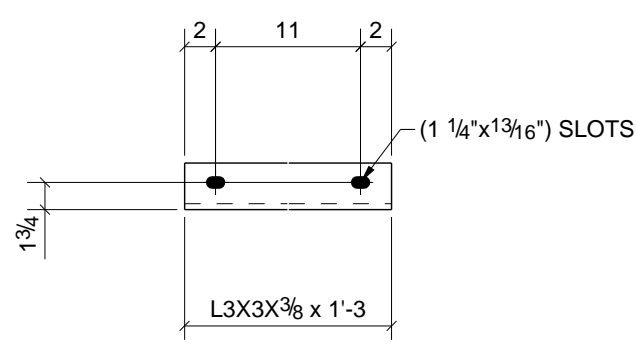
2 - ANGLE BRACKETS - 45A3



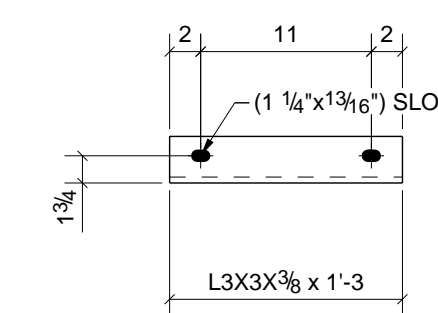
2 - ANGLE BRACKETS - 46A1



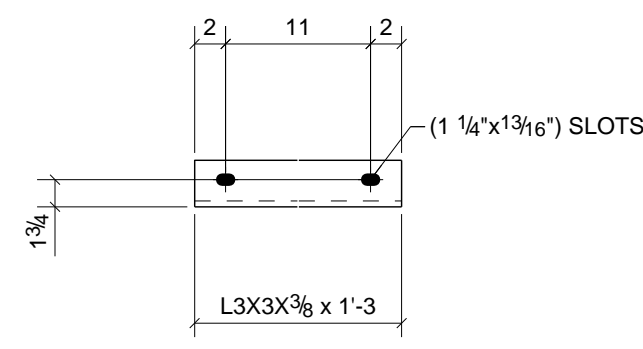
ONE - ANGLE BRACKET - 46A7



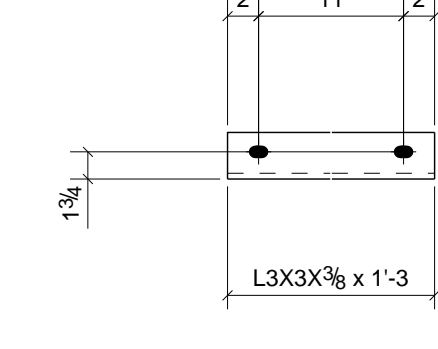
2 - ANGLES - 47A5



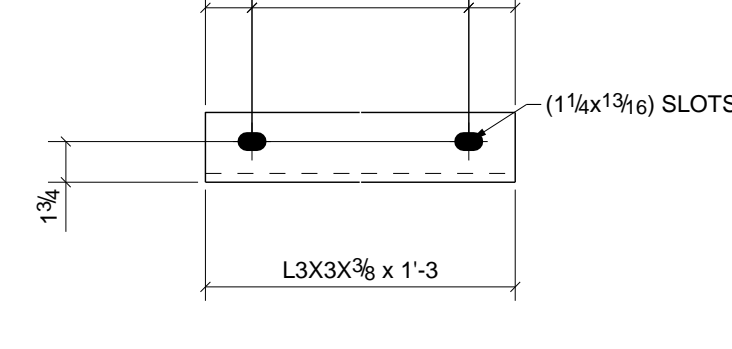
24 - ANGLES - 48A3



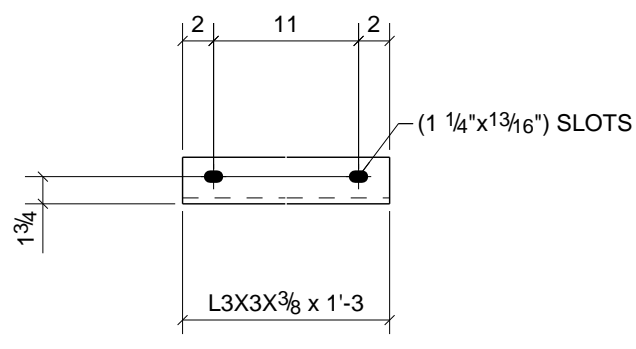
24 - ANGLES - 45A4



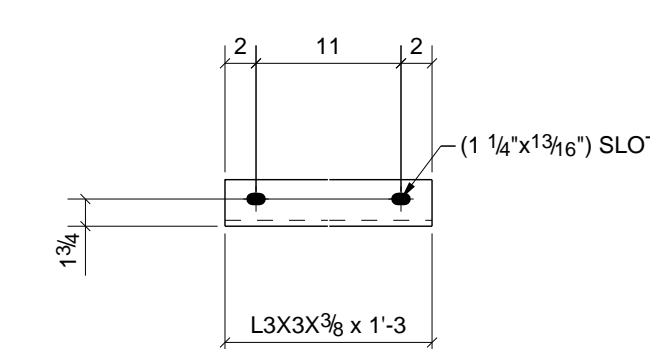
2 - ANGLES - 46A2



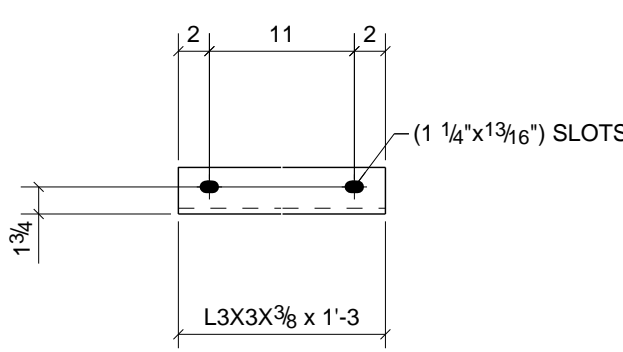
2 - ANGLE BRACKETS - 46A8



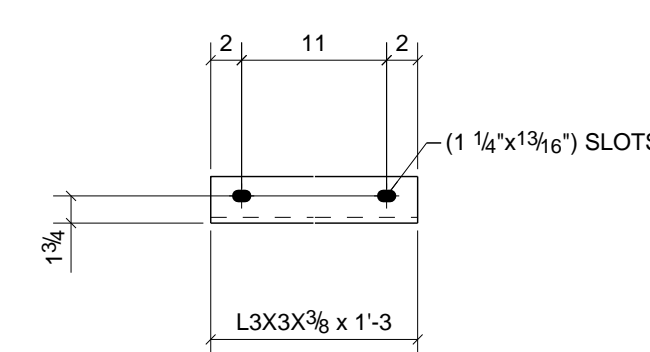
ONE - ANGLE BRACKET - 47A6



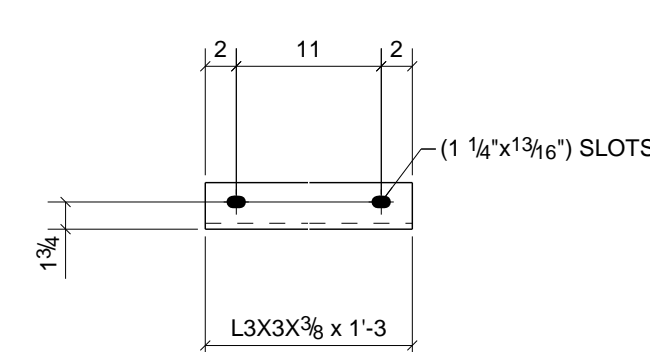
24 - ANGLES - 48A4



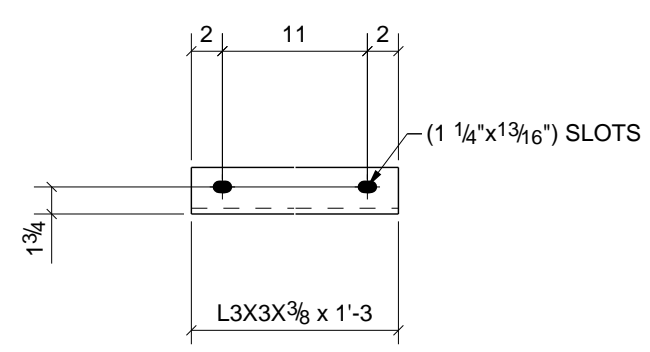
24 - ANGLES - 45A5



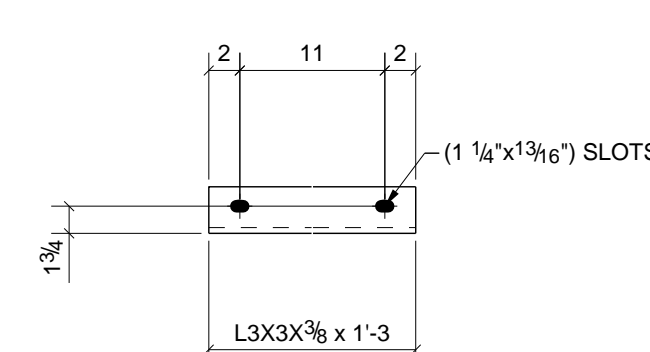
92 - ANGLES - 46A3



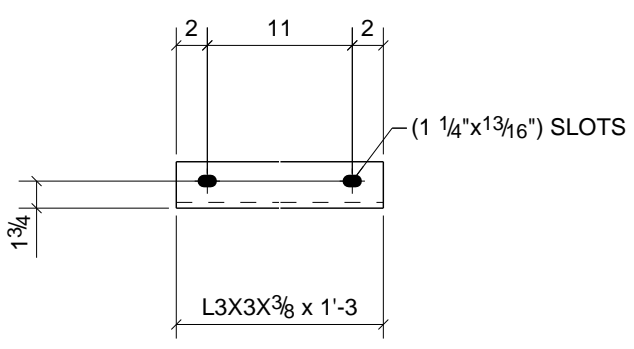
ONE - ANGLE BRACKET - 46A9



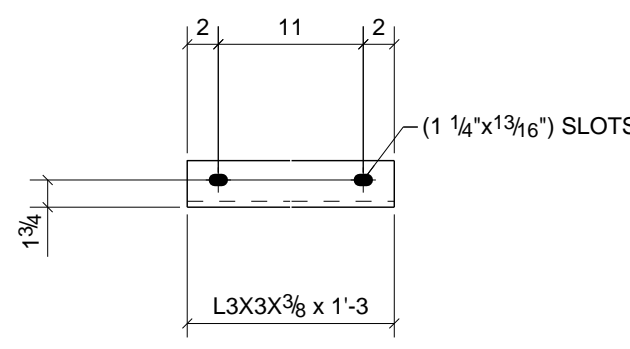
2 - ANGLE BRACKETS - 47A7



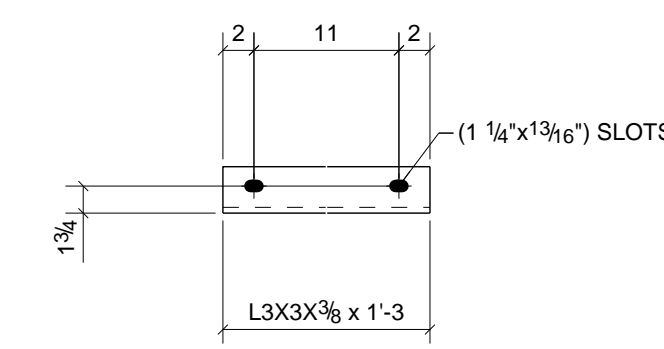
2 - ANGLE BRACKETS - 48A5



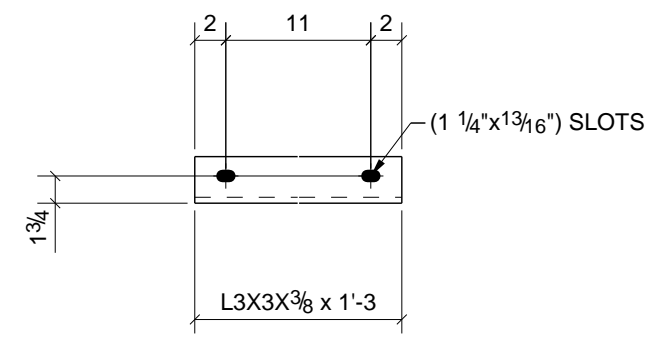
ONE - ANGLE BRACKET - 45A6



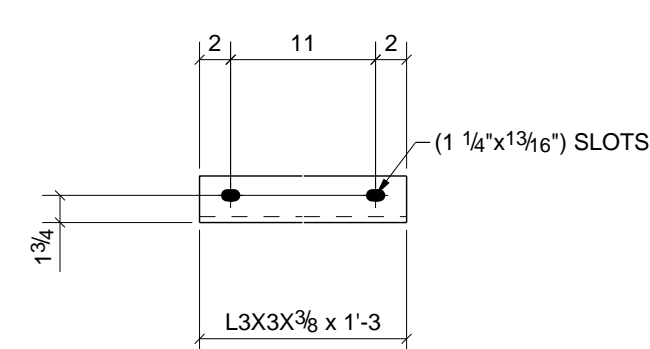
46 - ANGLES - 46A4



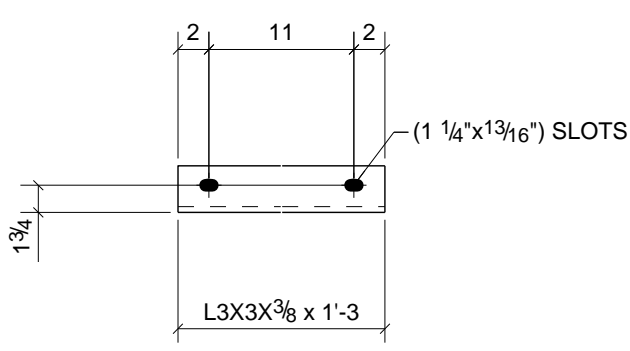
2 - ANGLES - 47A1



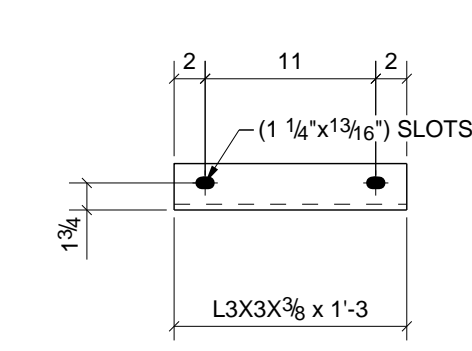
ONE - ANGLE BRACKET - 47A8



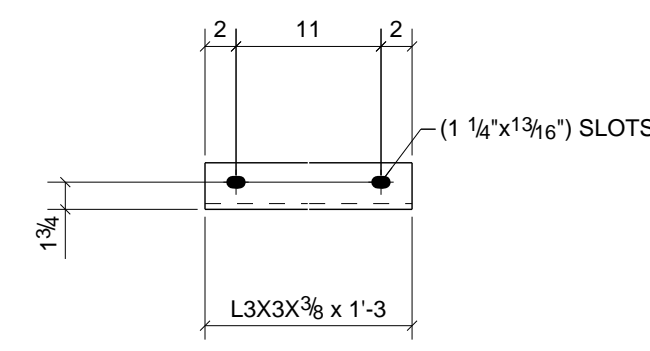
2 - ANGLE BRACKETS - 48A6



ONE - ANGLE BRACKET - 45A7



28 - ANGLES - 47A2



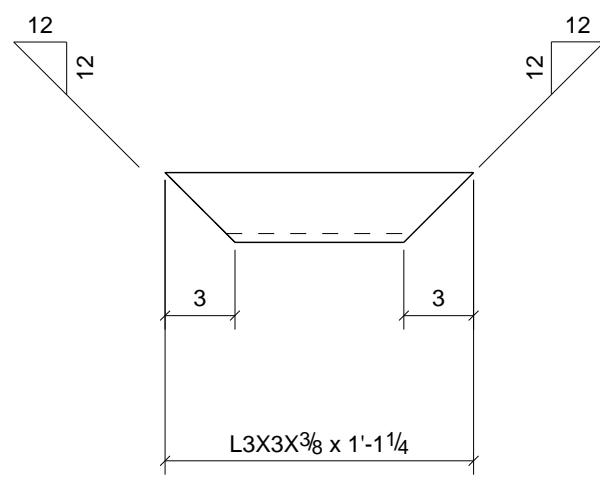
2 - ANGLE BRACKETS - 47A9

SHOP NOTE:
ALL ANGLES ARE IDENTICAL FOR PART FABRICATION.
THE PIECE MARKS ARE UNIQUE TO IDENTIFY THE NEXT ASSEMBLY
- TOTAL PIECES = 414
- TOTAL LENGTH L3X3X3/8 = 518 FT.

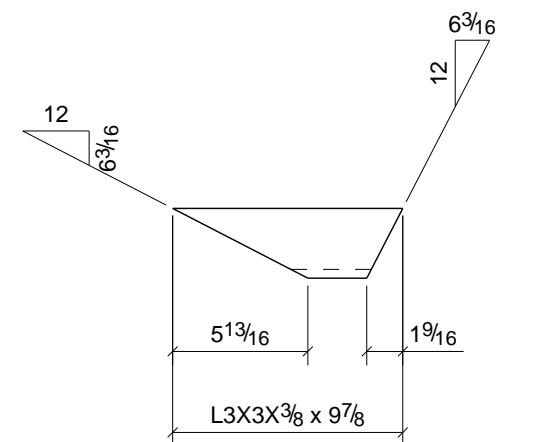
BILL OF MATERIAL

SHIP MARK	NO PCS	DESCRIPTION	LENGTH	PIECE MARK	REMARKS - PROC./GR.	ABM #
	2	L3X3X3/8	1'-3"	45A1	A36	
	28	L3X3X3/8	1'-3"	45A2	A36	
	2	L3X3X3/8	1'-3"	45A3	A36	
	24	L3X3X3/8	1'-3"	45A4	A36	
	24	L3X3X3/8	1'-3"	45A5	A36	
	1	L3X3X3/8	1'-3"	45A6	A36	
	1	L3X3X3/8	1'-3"	45A7	A36	
	4	L3X3X3/8	1'-3"	45A8	A36	
	2	L3X3X3/8	1'-3"	45A9	A36	
	2	L3X3X3/8	1'-3"	46A1	A36	
	2	L3X3X3/8	1'-3"	46A2	A36	
	92	L3X3X3/8	1'-3"	46A3	A36	
	46	L3X3X3/8	1'-3"	46A4	A36	
	28	L3X3X3/8	1'-3"	46A5	A36	
	56	L3X3X3/8	1'-3"	46A6	A36	
	1	L3X3X3/8	1'-3"	46A7	A36	
	2	L3X3X3/8	1'-3"	46A8	A36	
	1	L3X3X3/8	1'-3"	46A9	A36	
	2	L3X3X3/8	1'-3"	47A1	A36	
	28	L3X3X3/8	1'-3"	47A2	A36	
	2	L3X3X3/8	1'-3"	47A3	A36	
	2	L3X3X3/8	1'-3"	47A4	A36	
	2	L3X3X3/8	1'-3"	47A5	A36	
	1	L3X3X3/8	1'-3"	47A6	A36	
	2	L3X3X3/8	1'-3"	47A7	A36	
	1	L3X3X3/8	1'-3"	47A8	A36	
	2	L3X3X3/8	1'-3"	47A9	A36	
	1	L3X3X3/8	1'-3"	48A1	A36	
	1	L3X3X3/8	1'-3"	48A2	A36	
	24	L3X3X3/8	1'-3"	48A3	A36	
	24	L3X3X3/8	1'-3"	48A4	A36	
	2	L3X3X3/8	1'-3"	48A5	A36	
	2	L3X3X3/8	1'-3"	48A6	A36	

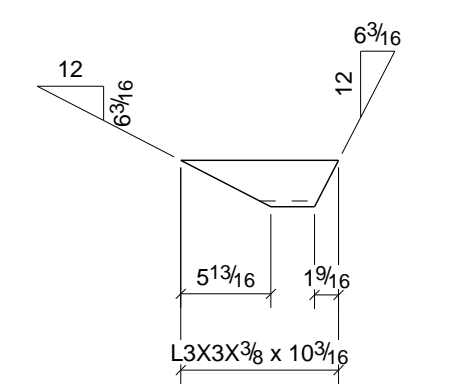
0	For Fabrication F&F	3/07/11	TMc	TH
A	For Approval	01/03/11	TMc	TAN
REV.	DESCRIPTION	DATE	DWN	CHK
GENERAL NOTES				
MATERIAL: A992	UN	ELECTRODES: E70XX LH	REF. DRG.	JOB USE
HOLES: 13/16	DIA. UN	CONNS: A325N - UN.		SHOP
SURFACE PREP. AND PAINT:				APPROVAL
SSPC-SP3 #30-18, Red Oxide				
DESCRIPTION: BRACKET ANGLES MP				
PROJ. NAME	St Marys Medical Center			DRAWN BY TMc
LOCATION	1102 Million Dollar Highway, St. Marys, PA.			DATE 12/30/2010
CONTRACTOR	Hallstrom Construction, Inc.	ARCH/ENG.	KTH Architects, Inc./Lee-Simpson Assoc., Inc.	CHKD. BY TH
Altoona Pipe And Steel Supply Co.				DATE
1128 Ninth Avenue				JOB No. 3-21375
Altoona, Pa 16603-0112				REV. 0
(814) 944-1631				



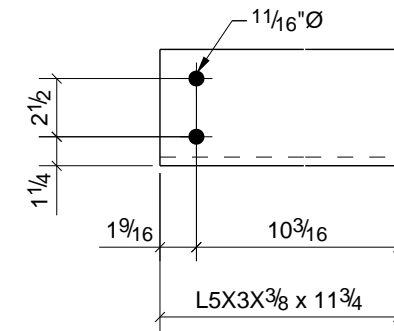
254 - ANGLES - a55



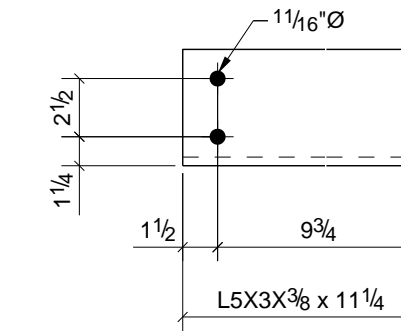
ONE - ANGLE - a61



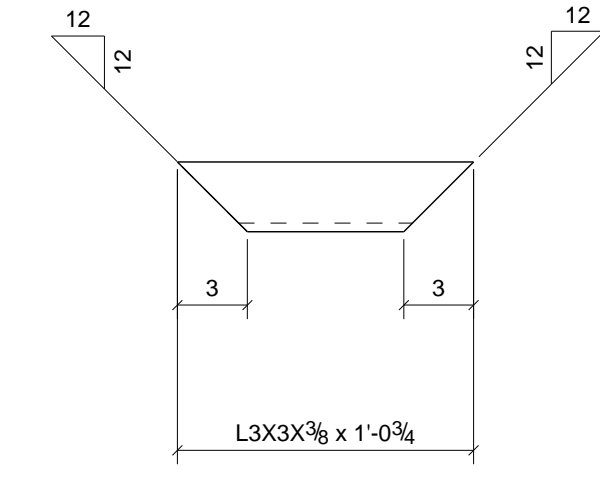
ONE - ANGLE - a69



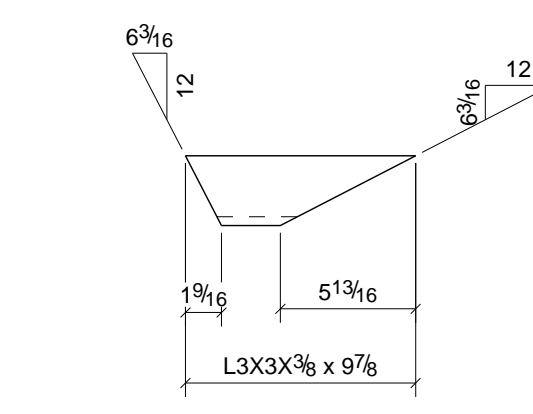
48 - ANGLES - a80



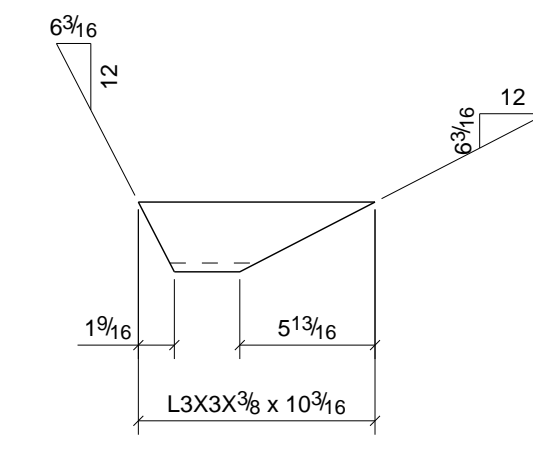
ONE - ANGLE - a87



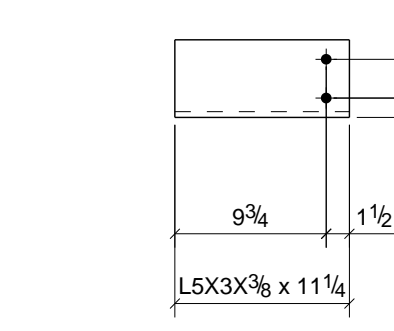
6 - ANGLES - a56



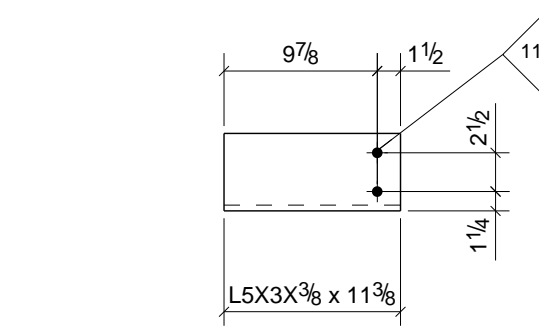
ONE - ANGLE - a62



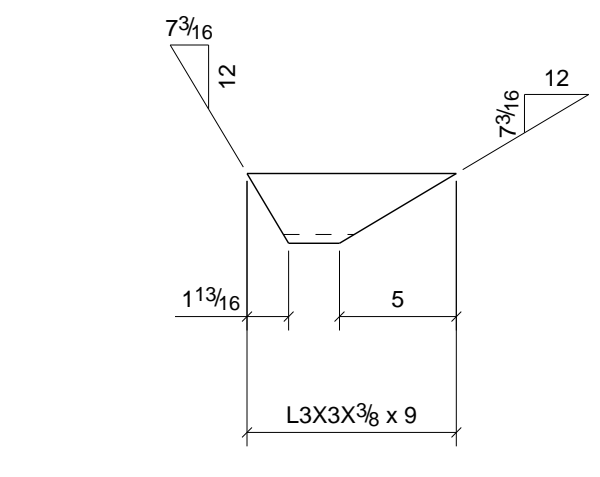
ONE - ANGLE - a70



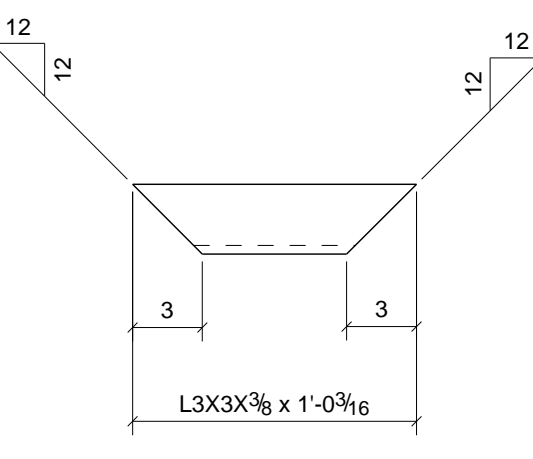
3 - ANGLES - a81



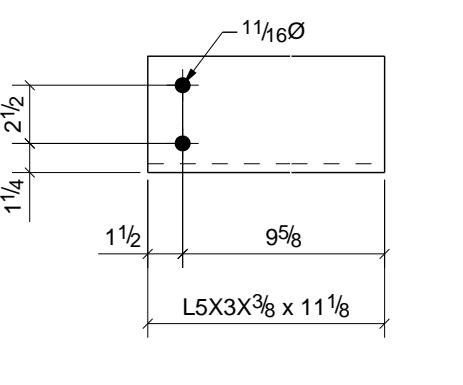
ONE - ANGLE - a94



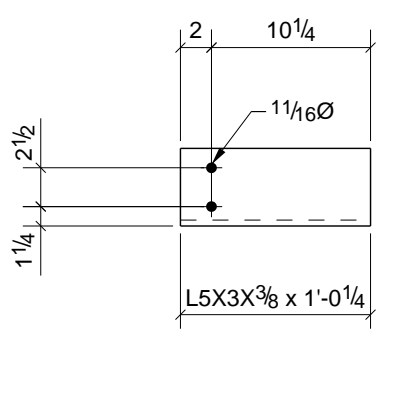
130 - ANGLES - a57



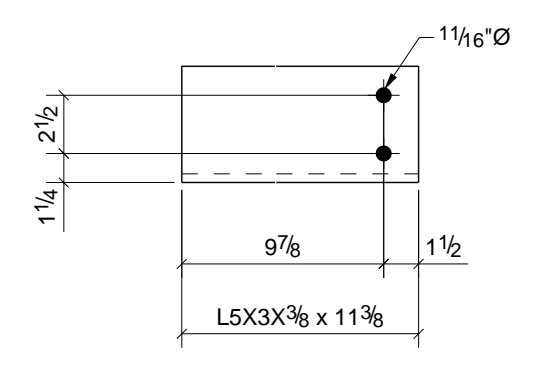
4 - ANGLES - a65



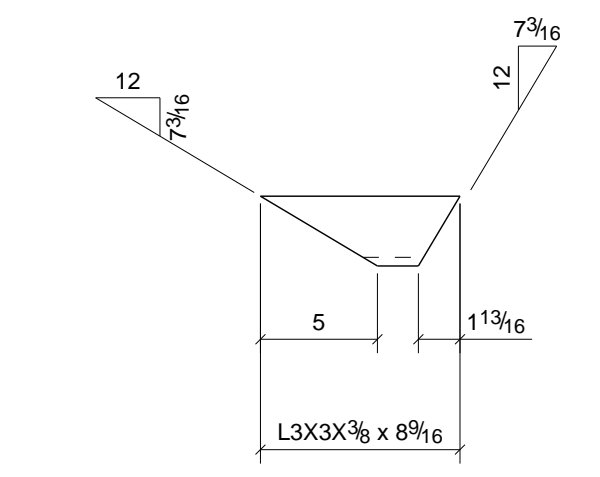
6 - ANGLES - a76



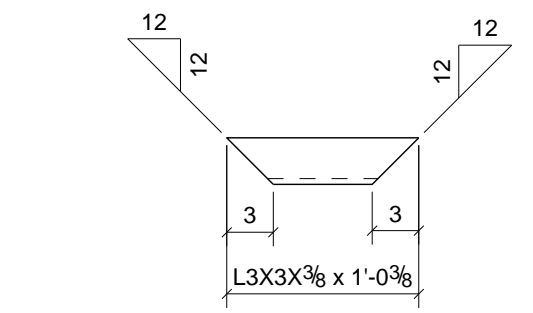
5 - ANGLES - a82



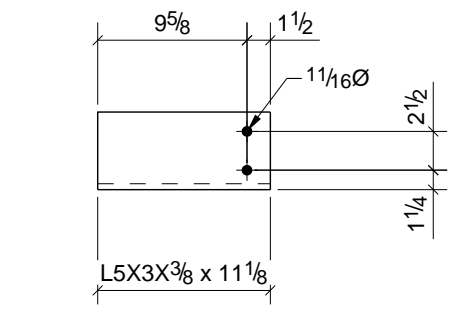
2 - ANGLES - a95



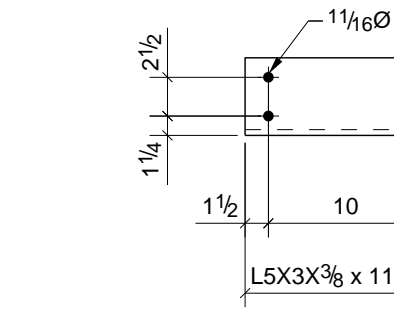
2 - ANGLES - a58



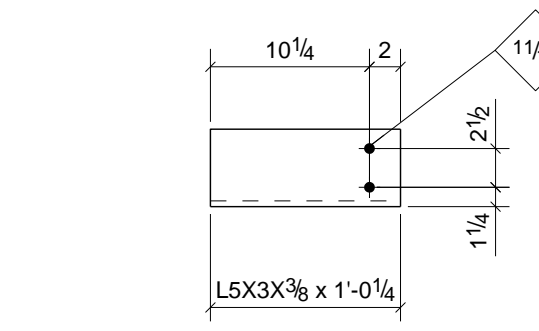
8 - ANGLES - a66



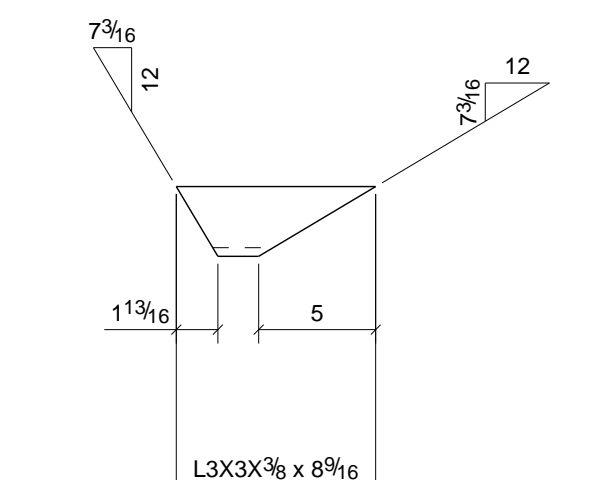
6 - ANGLES - a77



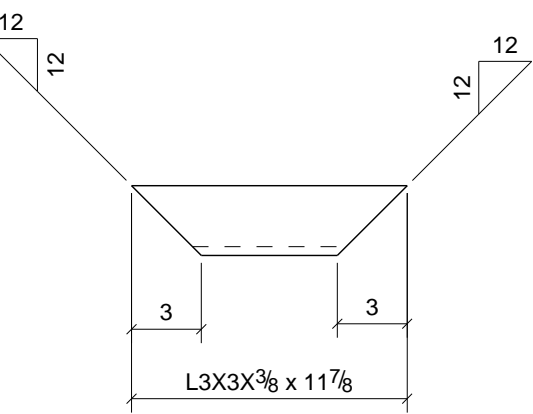
ONE - ANGLE - a83



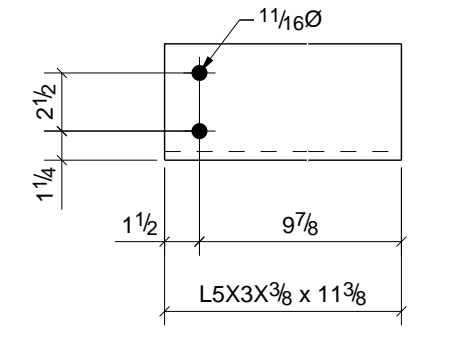
ONE - ANGLE - a96



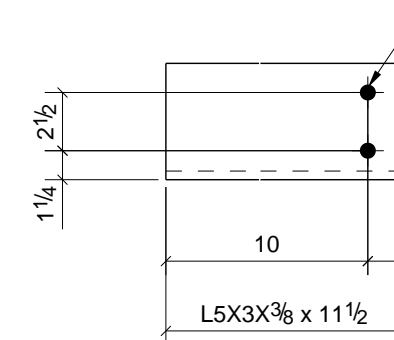
ONE - ANGLE - a59



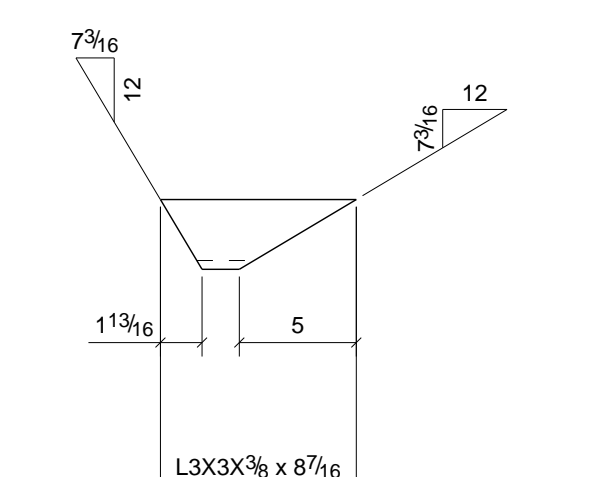
2 - ANGLES - a67



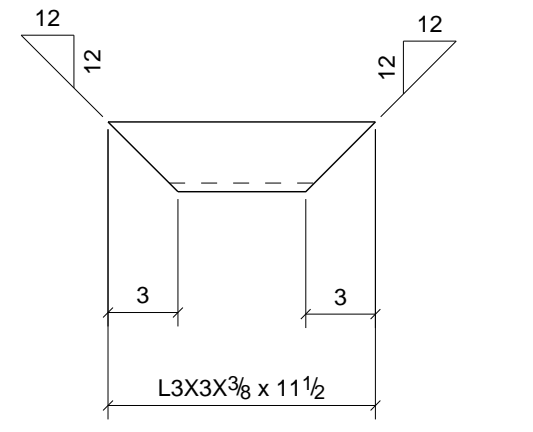
9 - ANGLES - a78



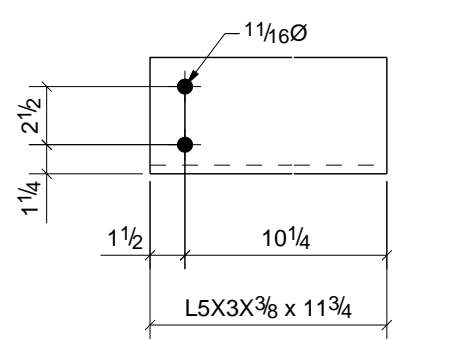
ONE - ANGLE - a86



ONE - ANGLE - a60



2 - ANGLES - a68

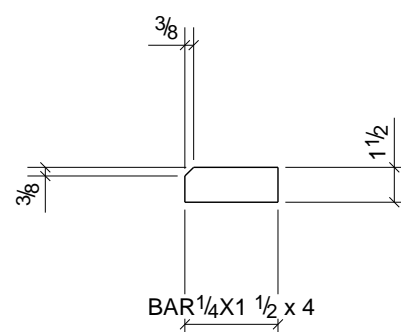


330 - ANGLES - a79

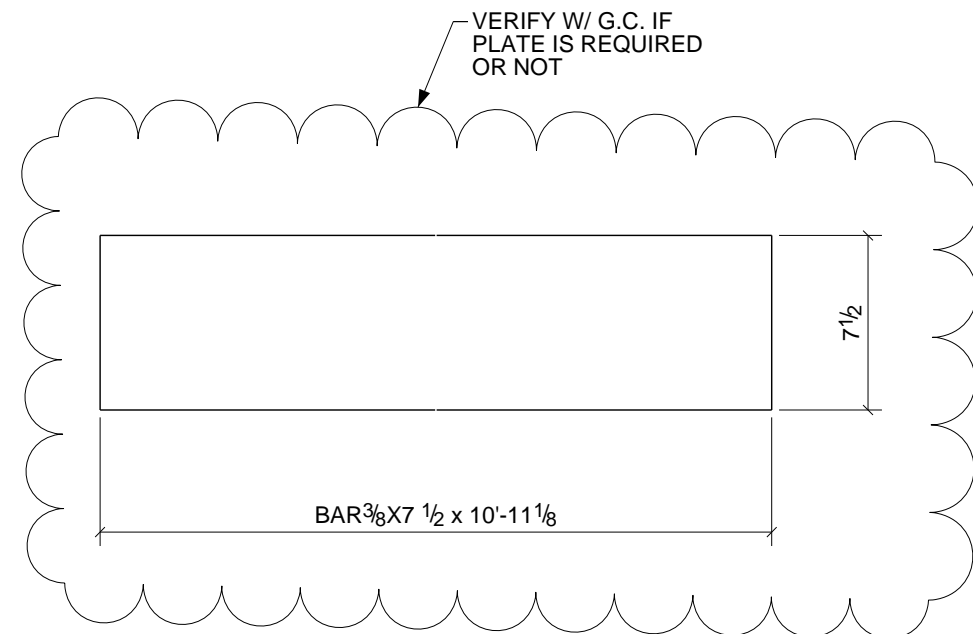
BILL OF MATERIAL

SHIP MARK	NO PCS	DESCRIPTION	LENGTH	PIECE MARK	REMARKS - PROC./GR.	ABM #
	254	L3X3X3/8	1'-1 1/4"	a55	A36	
	6	L3X3X3/8	1'-0 3/4"	a56	A36	
	130	L3X3X3/8	0'-9"	a57	A36	
	2	L3X3X3/8	0'-8 9/16"	a58	A36	
	1	L3X3X3/8	0'-8 9/16"	a59	A36	
	1	L3X3X3/8	0'-8 7/16"	a60	A36	
	1	L3X3X3/8	0'-9 7/8"	a61	A36	
	1	L3X3X3/8	0'-9 7/8"	a62	A36	
	4	L3X3X3/8	1'-0 3/16"	a65	A36	
	8	L3X3X3/8	1'-0 3/8"	a66	A36	
	2	L3X3X3/8	0'-11 7/8"	a67	A36	
	2	L3X3X3/8	0'-11 1/2"	a68	A36	
	1	L3X3X3/8	0'-10 3/16"	a69	A36	
	1	L3X3X3/8	0'-10 3/16"	a70	A36	
	6	L5X3X3/8	0'-11 1/8"	a76	A36	
	6	L5X3X3/8	0'-11 1/8"	a77	A36	
	9	L5X3X3/8	0'-11 3/8"	a78	A36	
	330	L5X3X3/8	0'-11 3/4"	a79	A36	
	48	L5X3X3/8	0'-11 3/4"	a80	A36	
	3	L5X3X3/8	0'-11 1/4"	a81	A36	
	5	L5X3X3/8	1'-0 1/4"	a82	A36	
	1	L5X3X3/8	0'-11 1/2"	a83	A36	
	1	L5X3X3/8	0'-11 1/2"	a86	A36	
	1	L5X3X3/8	0'-11 1/4"	a87	A36	
	1	L5X3X3/8	0'-11 3/8"	a94	A36	
	2	L5X3X3/8	0'-11 3/8"	a95	A36	
	1	L5X3X3/8	1'-0 1/4"	a96	A36	

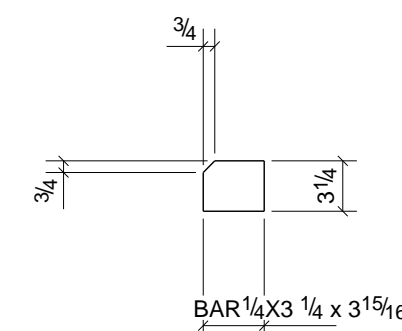
0	For Fabrication F&F	3/07/11	TMc	TH
A	For Approval	01/03/11	TMc	TAN
REV.	DESCRIPTION	DATE	DWN	CHK
GENERAL NOTES				
MATERIAL: A992	U/N	ELECTRODES: E70XX LH	REF. DRG.	JOB USE
HOLES: 13/16	DIA. U/N	CONNVS: A325N - U.N.		SHOP
SURFACE PREP. AND PAINT:	SSPC-SP3 #30-18, Red Oxide			APPROVAL
DESCRIPTION:	BRACKET ANGLES			
PROJ. NAME	St Marys Medical Center			
LOCATION	1102 Million Dollar Highway, St. Marys, PA.			
CONTRACTOR	Hallstrom Construction, Inc.	ARCH/ENG.	KTH Architects, Inc./Lee-Simpson Assoc., Inc.	
Altoona Pipe And Steel Supply Co.				
1128 Ninth Avenue Altoona, Pa 16603-0112 (814) 944-1631				
DRAWN BY: TMc				
DATE: 12/30/2010				
CHKD. BY: TH				
DATE:				
JOB No. 3-21375				
DRG. No. 103				
REV. 0				



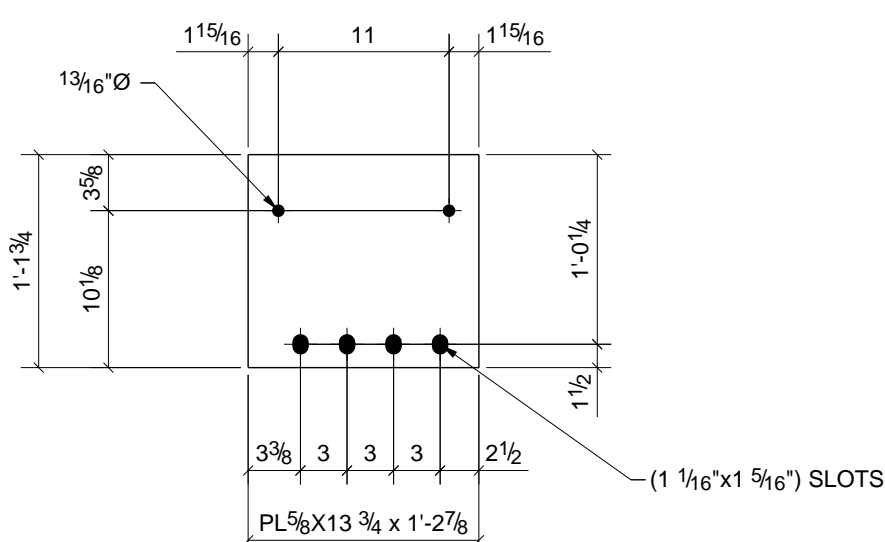
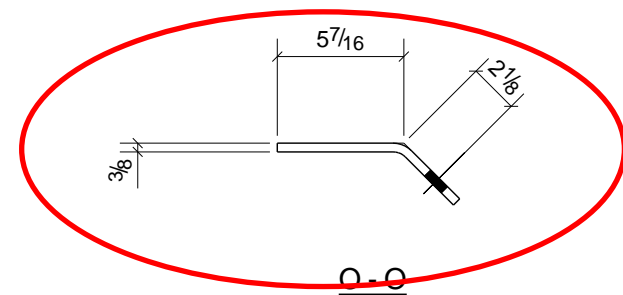
4 - PLATES - p5



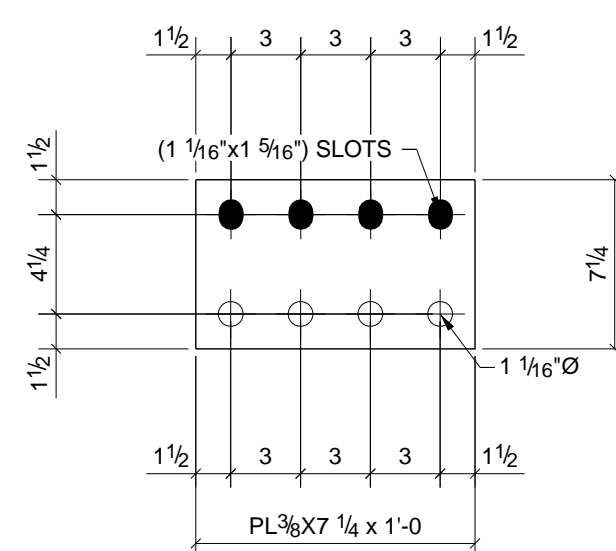
2 - PLATES - p68



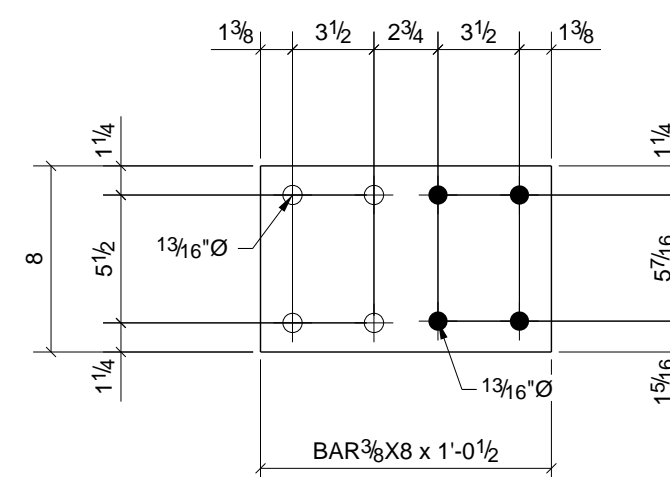
ONE - PLATE - p44



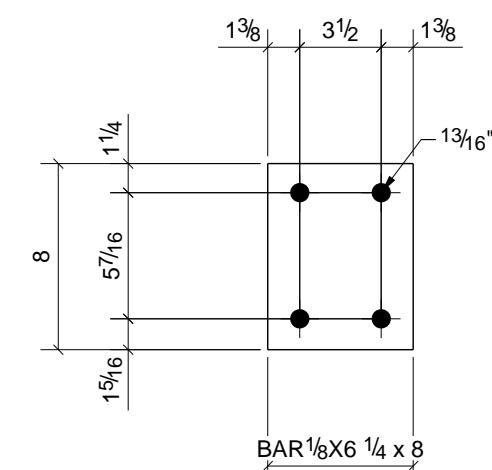
ONE - PLATE - p70



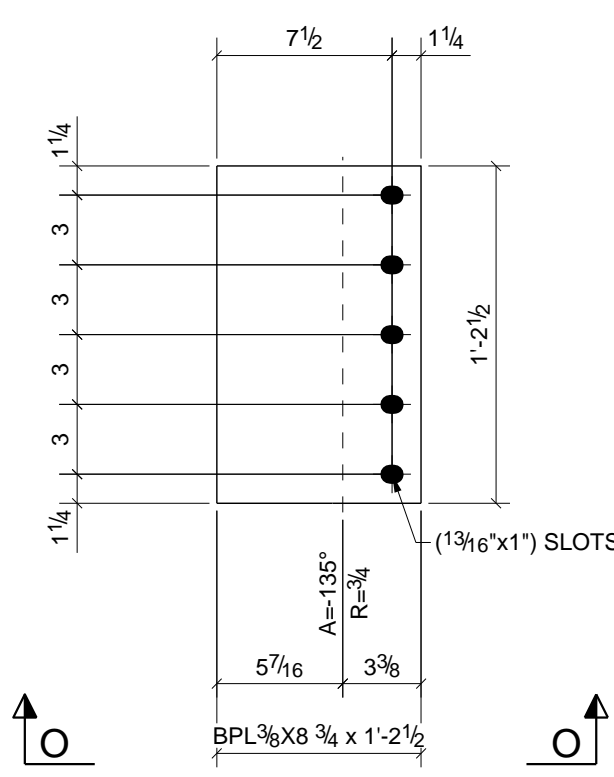
2 - PLATES - p50



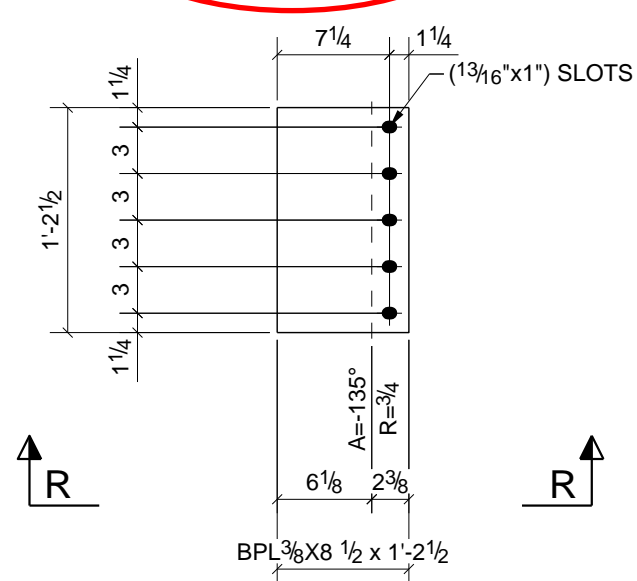
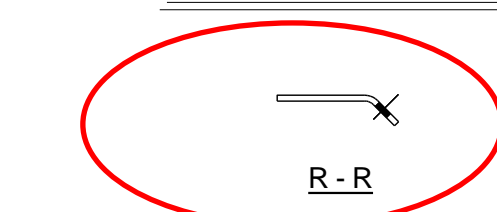
ONE - PLATE - p46



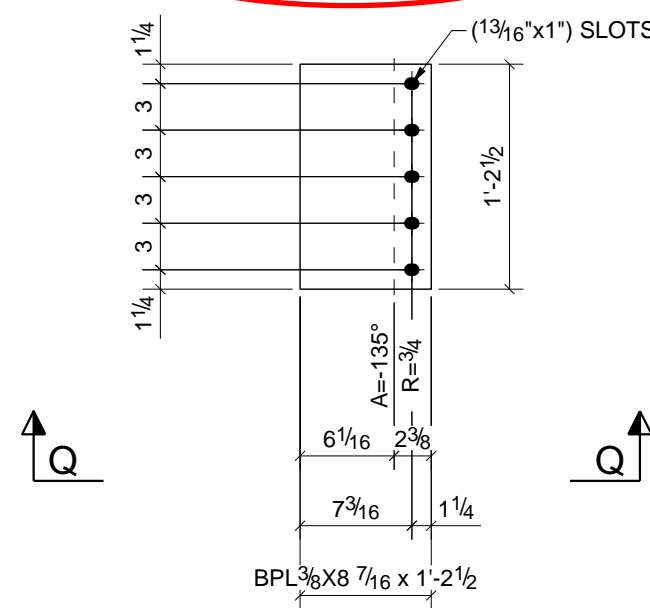
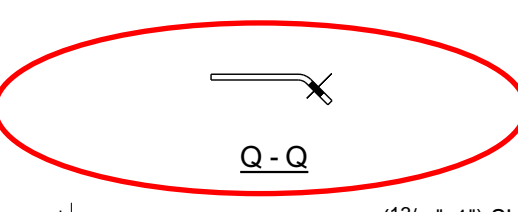
ONE - PLATE - p45



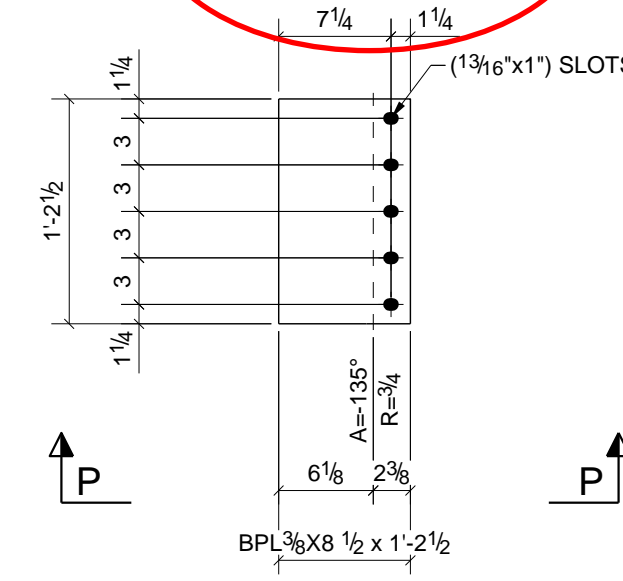
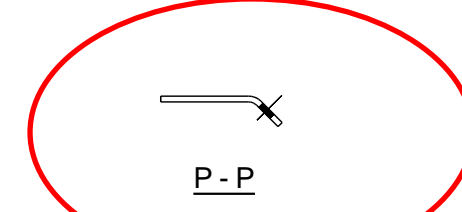
ONE - BT PLATE - p35



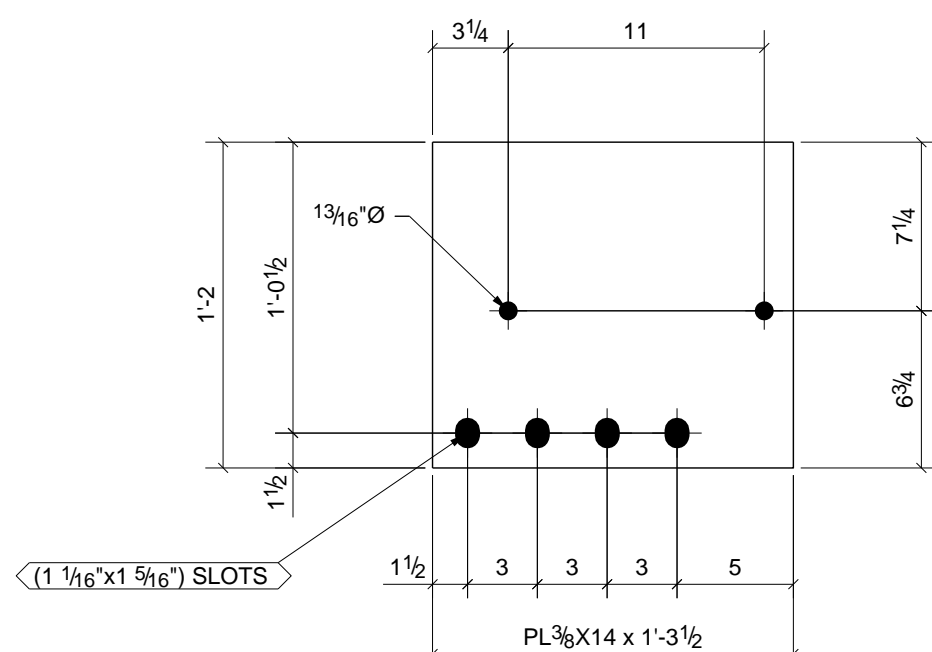
ONE - BT PLATE - p49



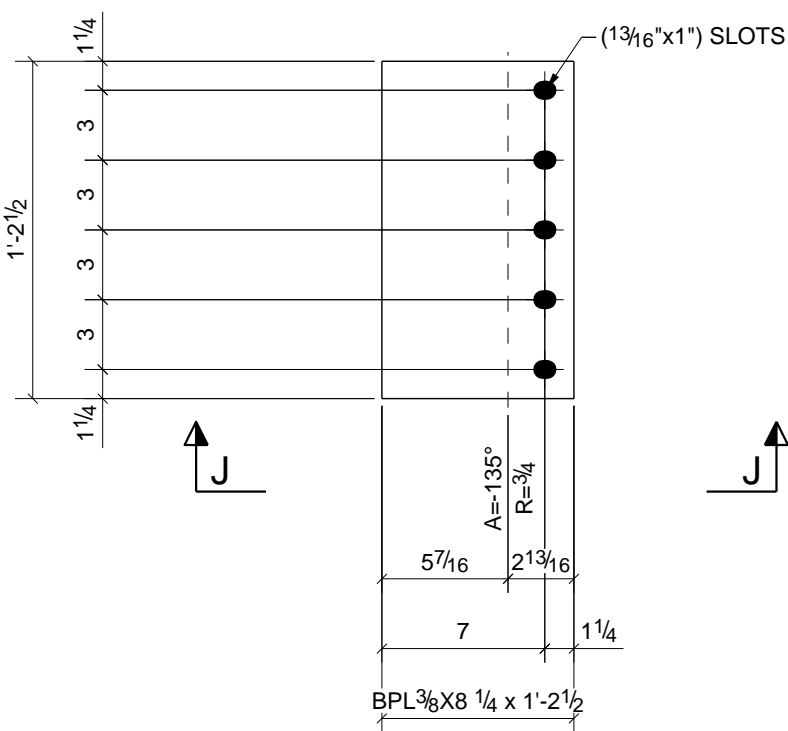
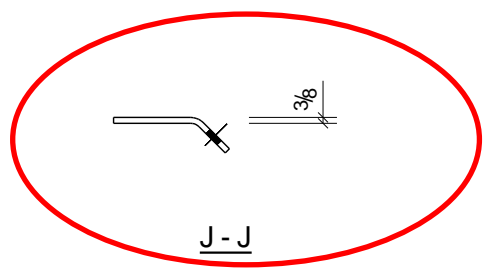
ONE - BT PLATE - p48



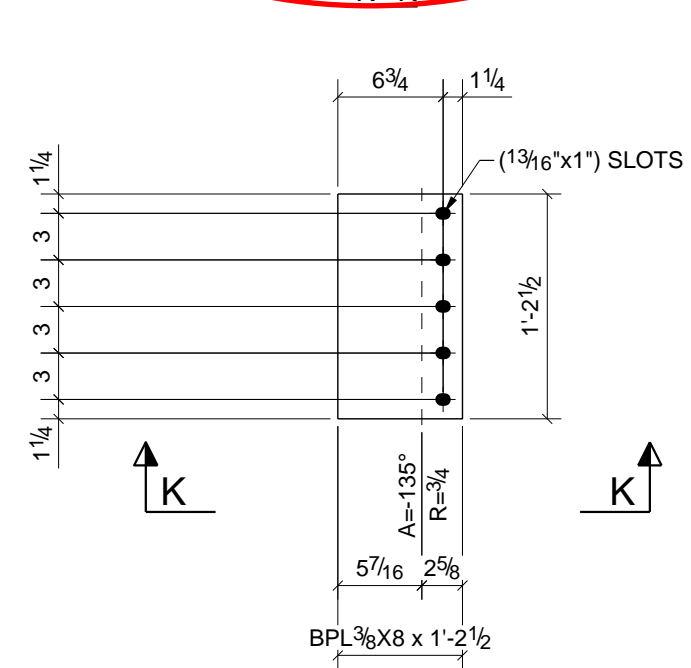
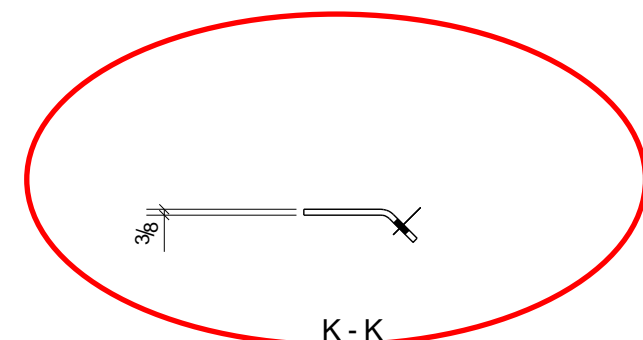
ONE - BT PLATE - p47



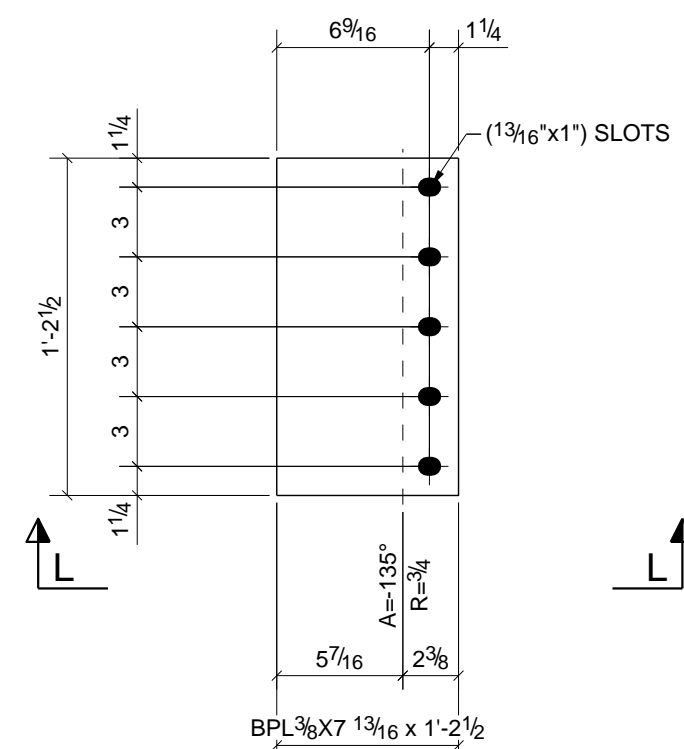
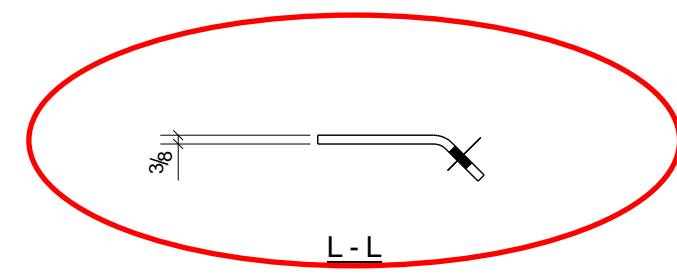
ONE - PLATE - p74



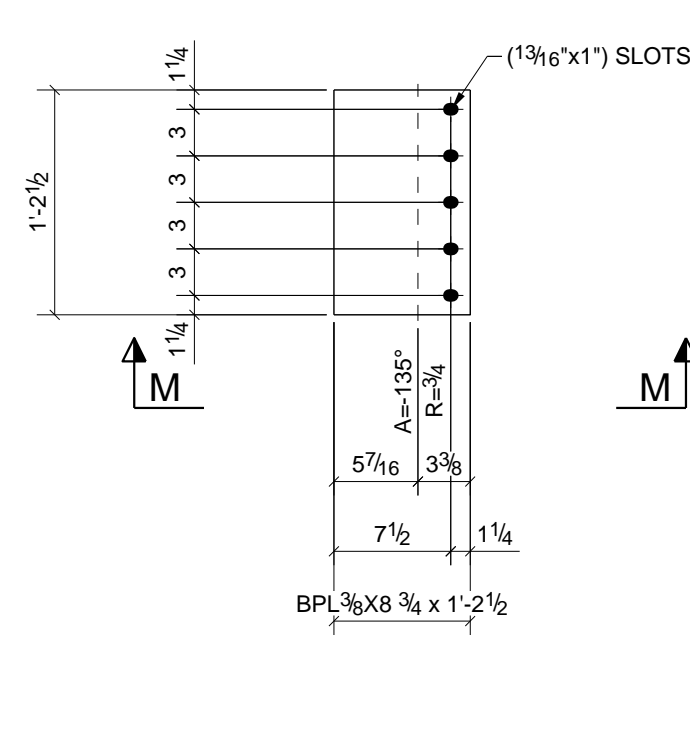
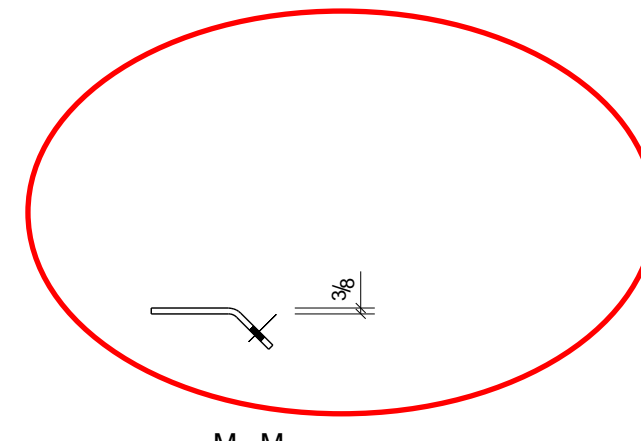
2 - BT PLATES - p39



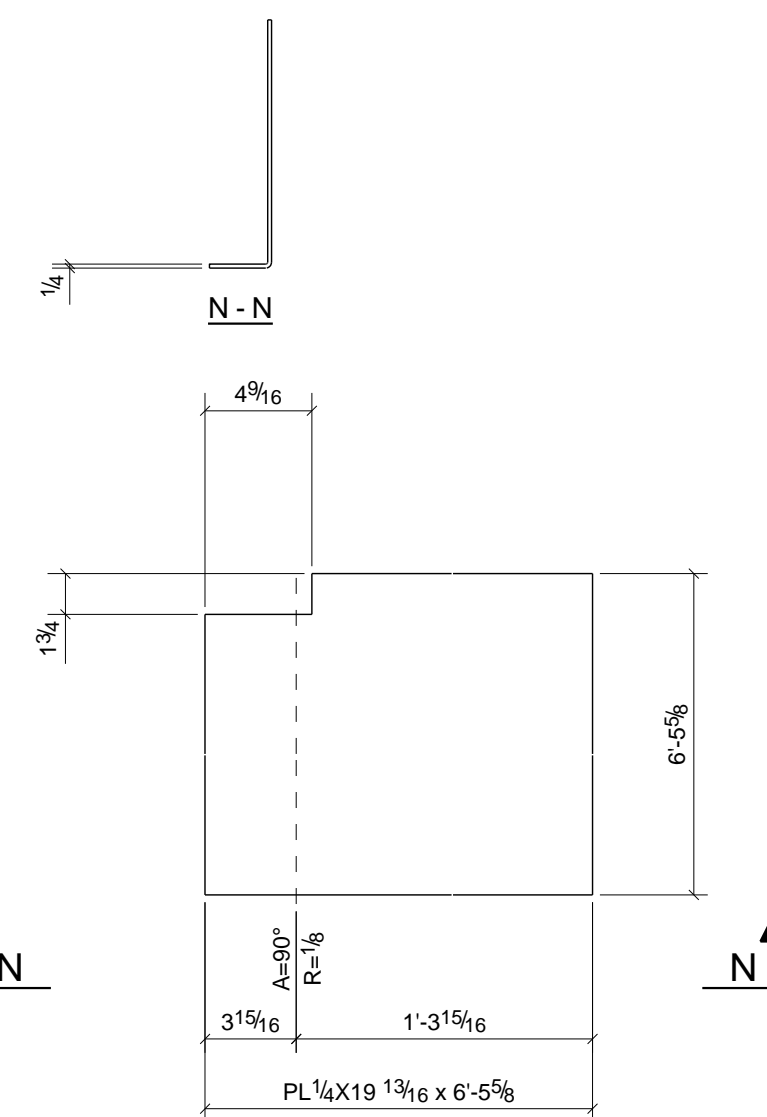
2 - BT PLATES - p38



3 - BT PLATES - p37



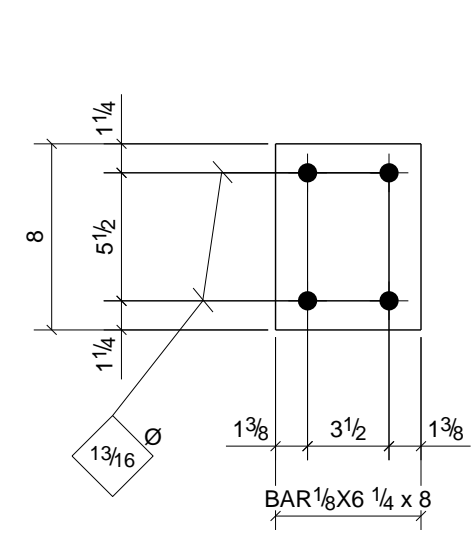
ONE - BT PLATE - p36



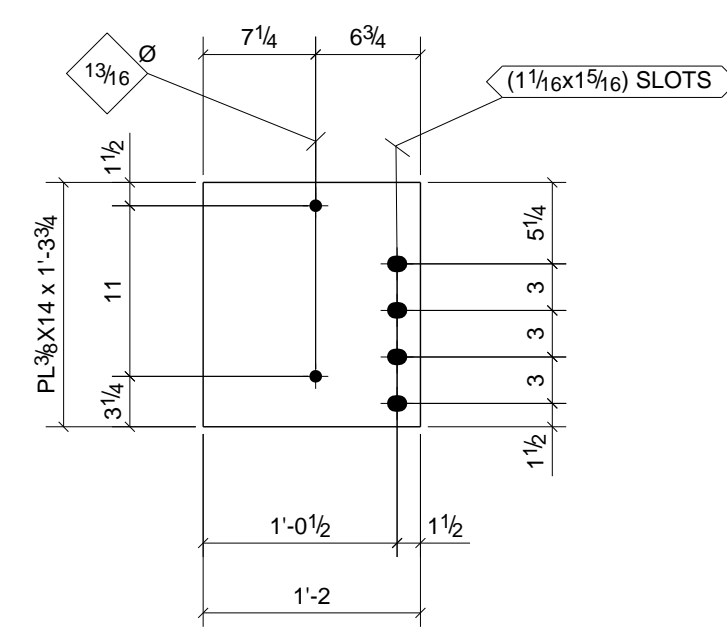
2 - BT PLATES - p17

BILL OF MATERIAL						
SHIP MARK	NO PCS	DESCRIPTION	LENGTH	PIECE MARK	REMARKS - PROC./GR.	ABM #
	4	BAR 1/4"x1 1/2"	0'-4"	p5	A36	
	2	PL 1/4"x19 13/16"	6'-5 5/8"	p17	A36	
	1	BPL 3/8"x8 3/4"	1'-2 1/2"	p35	A36	
	1	BPL 3/8"x8 3/4"	1'-2 1/2"	p36	A36	
	3	BPL 3/8"x7 13/16"	1'-2 1/2"	p37	A36	
	2	BPL 3/8"x8"	1'-2 1/2"	p38	A36	
	2	BPL 3/8"x8 1/4"	1'-2 1/2"	p39	A36	
	1	BAR 1/4"x3 1/4"	0'-3 15/16"	p44	A36	
	1	BAR 1/8"x6 1/4"	0'-8"	p45	A36	
	1	BAR 3/8"x8"	1'-0 1/2"	p46	A36	
	1	BPL 3/8"x8 1/2"	1'-2 1/2"	p47	A36	
	1	BPL 3/8"x8 7/16"	1'-2 1/2"	p48	A36	
	1	BPL 3/8"x8 1/2"	1'-2 1/2"	p49	A36	
	2	PL 3/8"x7 1/4"	1'-0"	p50	A36	
	2	BAR 3/8"x7 1/2"	10'-11 1/8"	p68	A36	
	1	PL 5/8"x13 3/4"	1'-2 7/8"	p70	A36	
	1	PL 3/8"x14"	1'-3 1/2"	p74	A36	

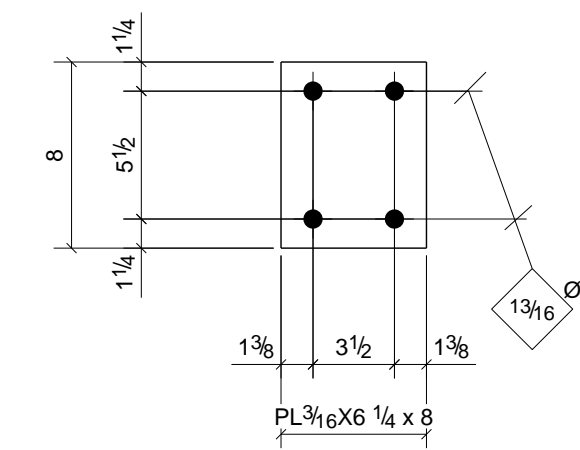
0	For Fabrication F&F	3/08/11	TMc	TH
A	For Approval	01/03/11	TMc	TAN
REV.	DESCRIPTION	DATE	DWN	CHK
GENERAL NOTES				
MATERIAL: A992	U/N ELECTRODES: E70XX LH	REF. DRG.	JOB USE	
HOLES: 13/16 DIA. UN	CONNS: A325N - U.N.		SHOP	
SURFACE PREP. AND PAINT:			APPROVAL	
SSPC-SP3 #30-18, Red Oxide				
DESCRIPTION: BENT PLATES				
PROJ. NAME: St Marys Medical Center				
LOCATION: 1102 Million Dollar Highway, St. Marys, PA.				
CONTRACTOR: Hallstrom Construction, Inc. ARCH/ENG: KTH Architects, Inc./Lee-Simpson Assoc., Inc.				
Altoona Pipe And Steel Supply Co. 1128 Ninth Avenue Altoona, Pa 16603-0112 (814) 944-1631				
DRAWN BY: TMc				DATE: 12/31/2010
CHKD BY: TH				DATE: 12/31/2010
JOB No. 3-21375				REV. 0



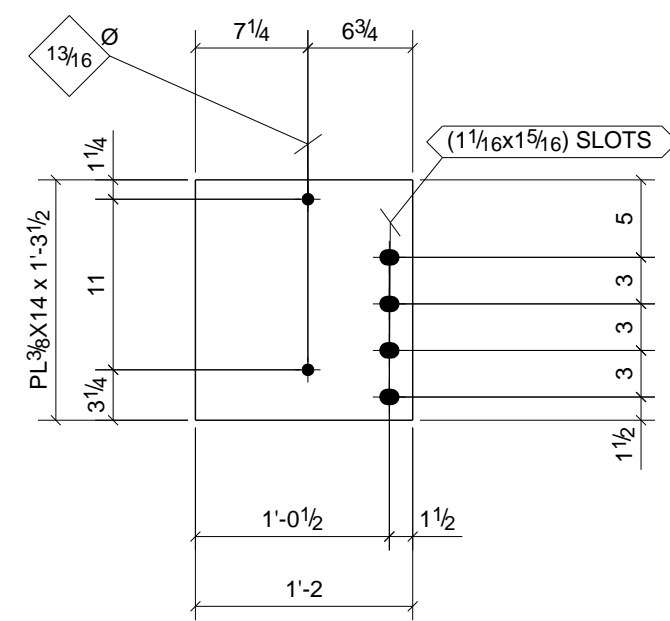
23 - PLATES - p4



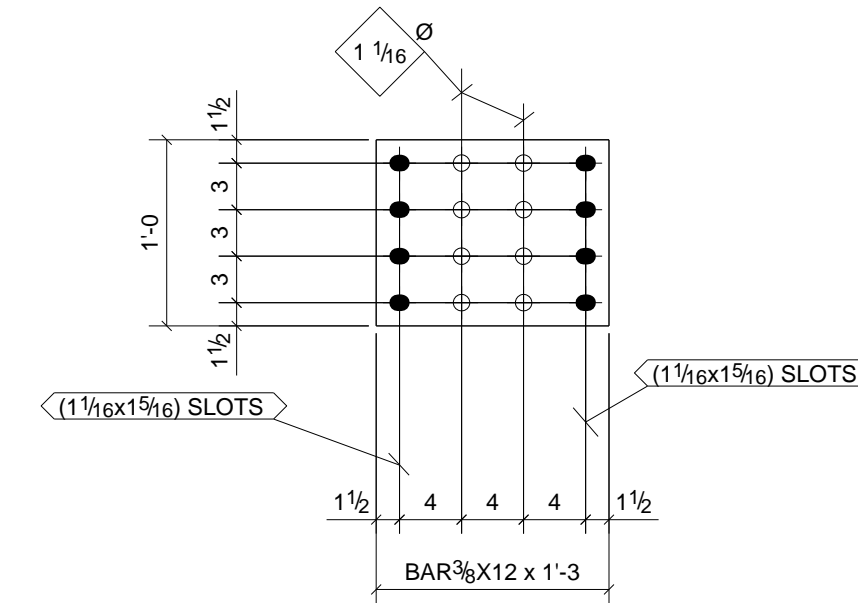
3 - PLATES - p19



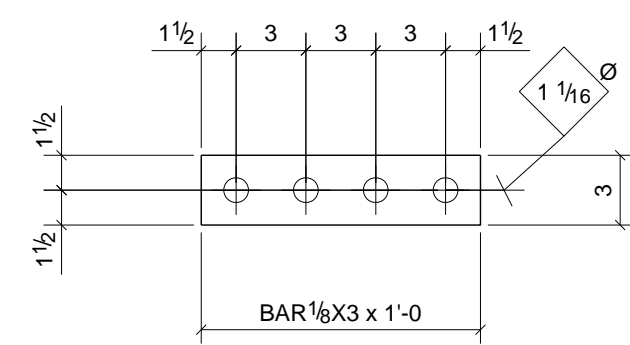
2 - PLATES - P4



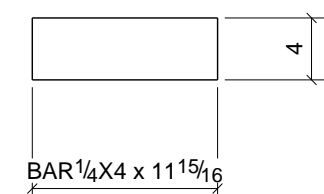
ONE - PLATE - p24



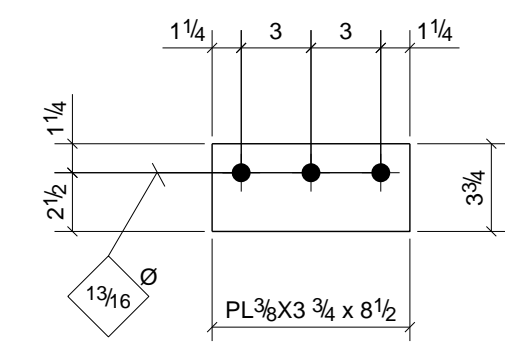
10 - PLATES - p27



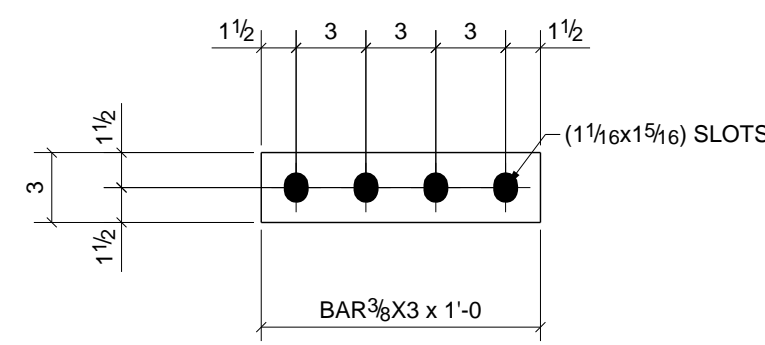
6 - PLATES - p2



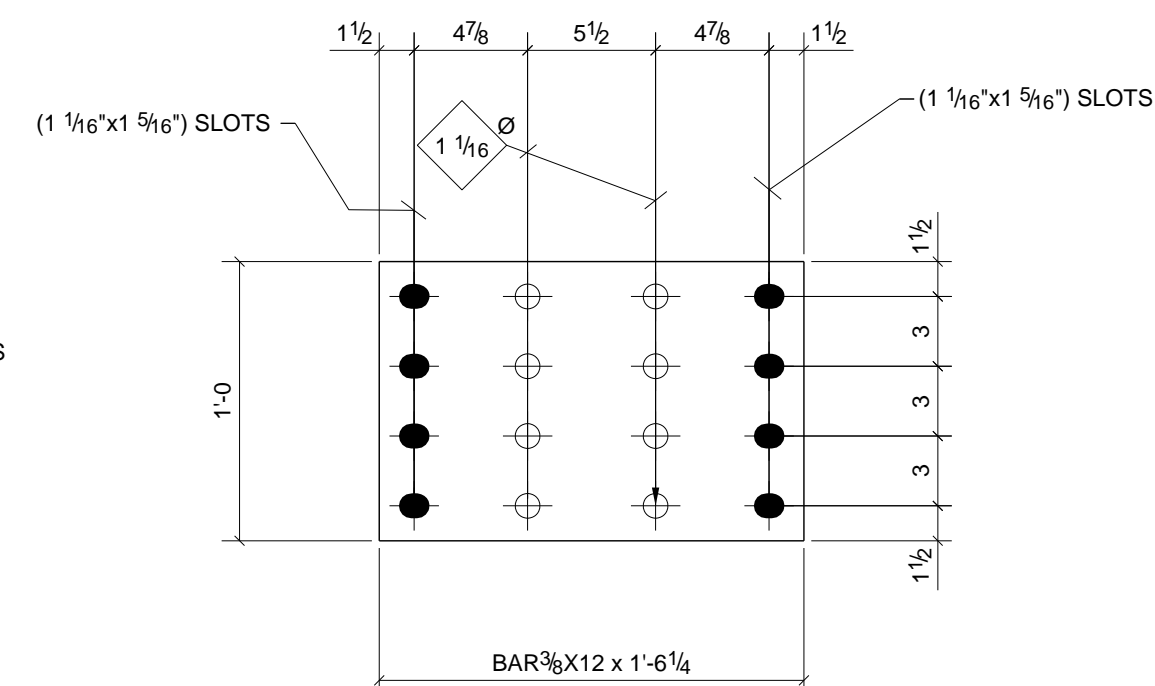
8 - PLATES - p15



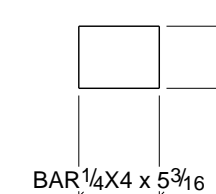
6 - PLATES - p21



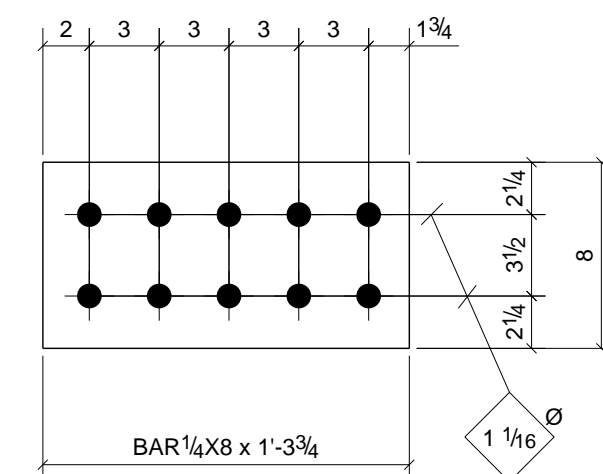
40 - PLATES - p25



20 - PLATES - p28

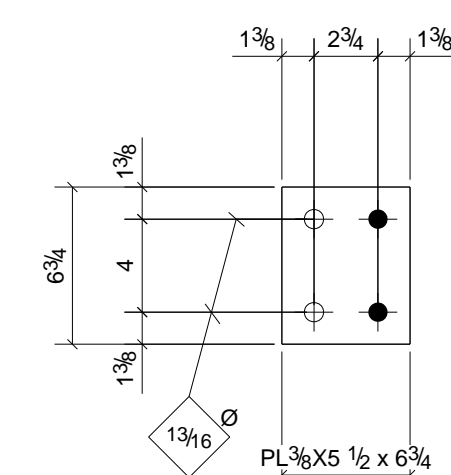


64 - PLATES - p13

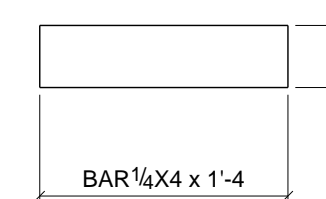


48 - PLATES - p18

THESE ARE SHIM PLATES FOR MOMENT CONNECTIONS
THEY COULD BE SPLIT INTO FINGER SHIMS & MULTIPLE
THICKNESSES COULD BE PROVIDED-VERIFY WITH
FABRICATOR & G.C.



54 - PLATES - p22

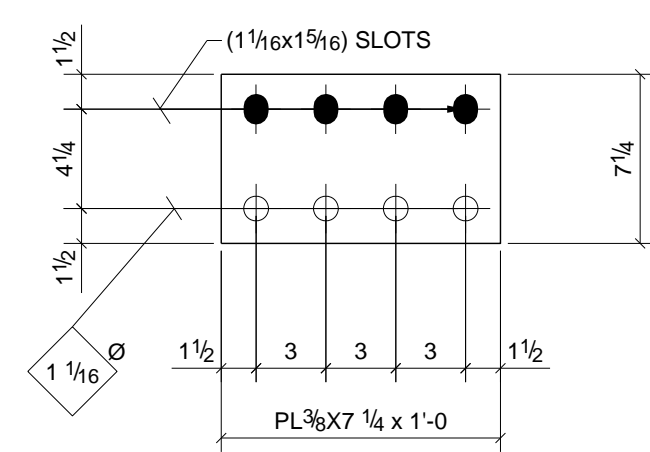


4 - PLATES - p14

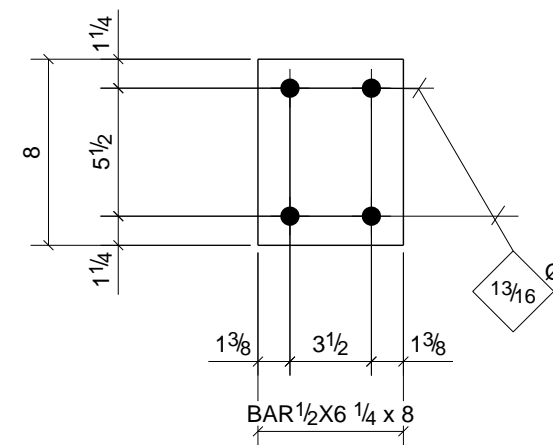
BILL OF MATERIAL

SHIP MARK	NO PCS	DESCRIPTION	LENGTH	PIECE MARK	REMARKS - PROC./GR.	ABM #
	2	PL3/16"x6 1/4"	0'-8"	P4	A36	
	6	BAR1/8"x3"	1'-0"	p2	A36	
	23	BAR1/8"x6 1/4"	0'-8"	p4	A36	
	64	BAR1/4"x4"	0'-5 3/16"	p13	A36	
	4	BAR1/4"x4"	1'-4"	p14	A36	
	8	BAR1/4"x4"	0'-11 15/16"	p15	A36	
	48	BAR1/4"x8"	1'-3 3/4"	p18	A36	
	3	PL3/8"x14"	1'-3 3/4"	p19	A36	
	6	PL3/8"x3 3/4"	0'-8 1/2"	p21	A36	
	54	PL3/8"x5 1/2"	0'-6 3/4"	p22	A36	
	1	PL3/8"x14"	1'-3 1/2"	p24	A36	
	40	BAR3/8"x3"	1'-0"	p25	A36	
	10	BAR3/8"x12"	1'-3"	p27	A36	
	20	BAR3/8"x12"	1'-6 1/4"	p28	A36	

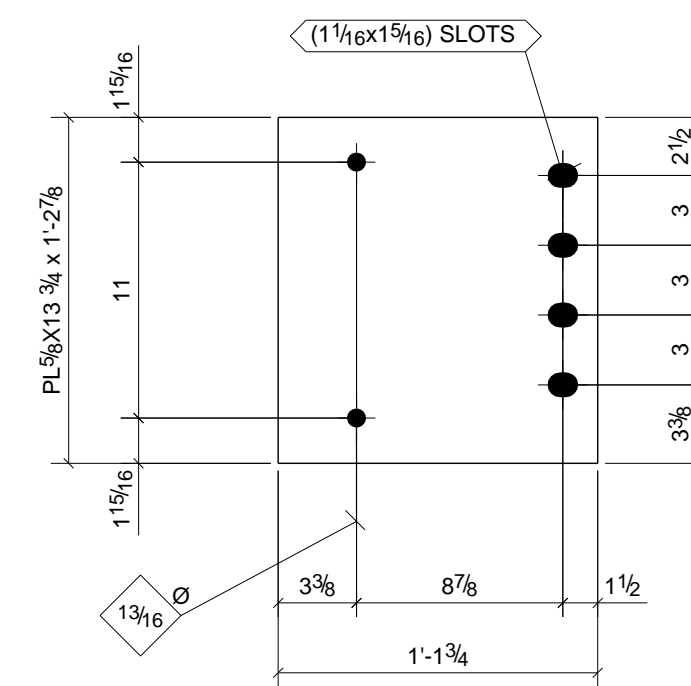
0	For Fabrication F&F	3/08/11	TMc	TH
A	For Approval	01/03/11	TMc	TAN
REV.	DESCRIPTION	DATE	DWN	CHK
GENERAL NOTES				
MATERIAL: A992	U/N	ELECTRODES: E70XX LH	REF. DRG.	JOB USE
HILES: 13/16	DIA. U/N	CONN'S: A325N - U.N.		SHOP
SURFACE PREP. AND PAINT:				APPROVAL
SSPC-SP3 #30-18, Red Oxide				
DESCRIPTION: PLATES				
PROJ. NAME	St Marys Medical Center			DRAWN BY
LOCATION	1102 Million Dollar Highway, St. Marys, PA.			TMc
CONTRACTOR	Hallstrom Construction, Inc.	ARCH/ENG.	KTH Architects, Inc./Lee-Simpson Assoc., Inc.	DATE
Altoona Pipe And Steel Supply Co.				DATE
1128 Ninth Avenue Altoona, Pa 16603-0112 (814) 944-1631				JOB No. 3-21375
				DRG. No. 106
				REV. 0



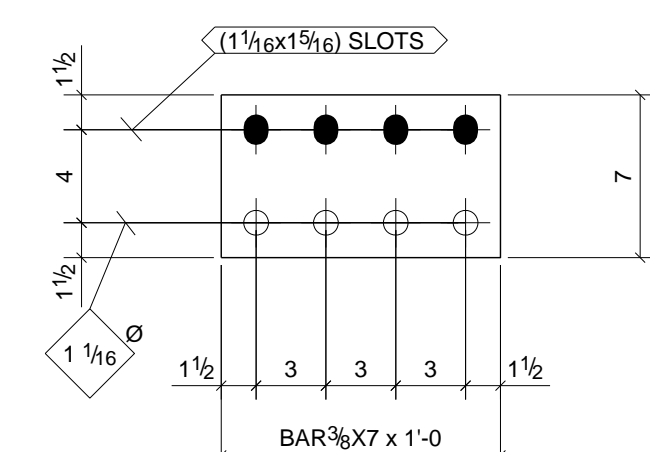
10 - PLATES - p29



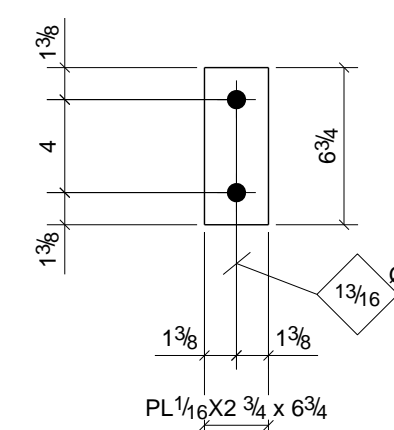
22 - PLATES - p33



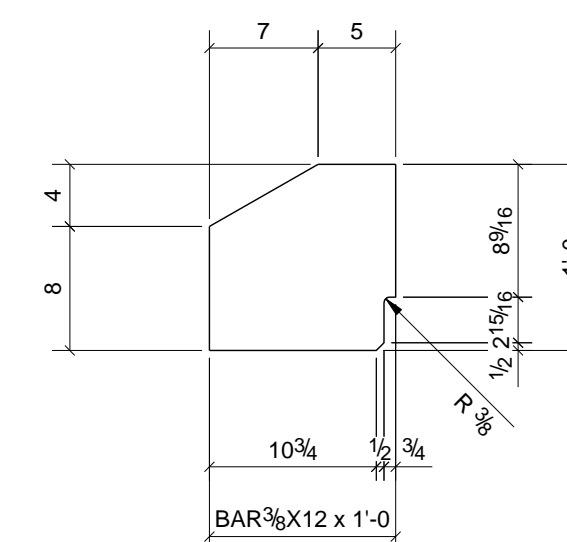
2 - PLATES - p42



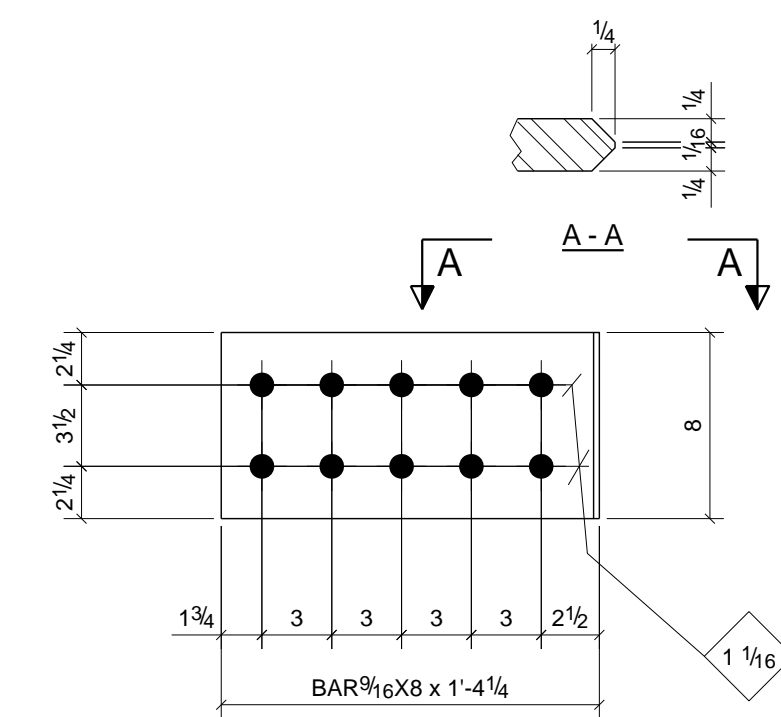
6 - PLATES - p30



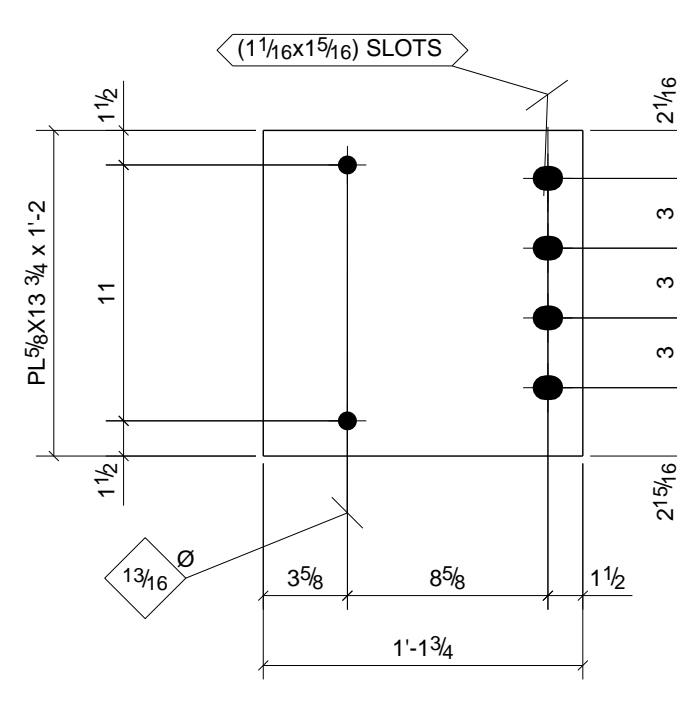
24 - PLATES - p34



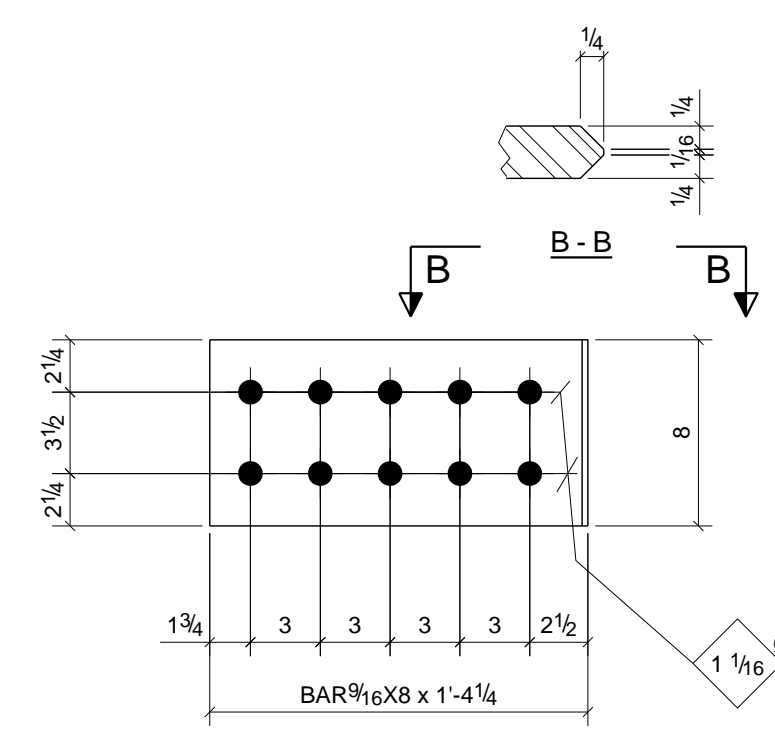
12 - PLATES - p43



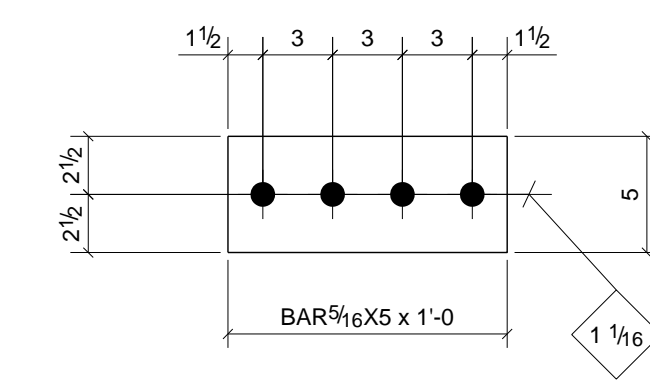
94 - PLATES - p31



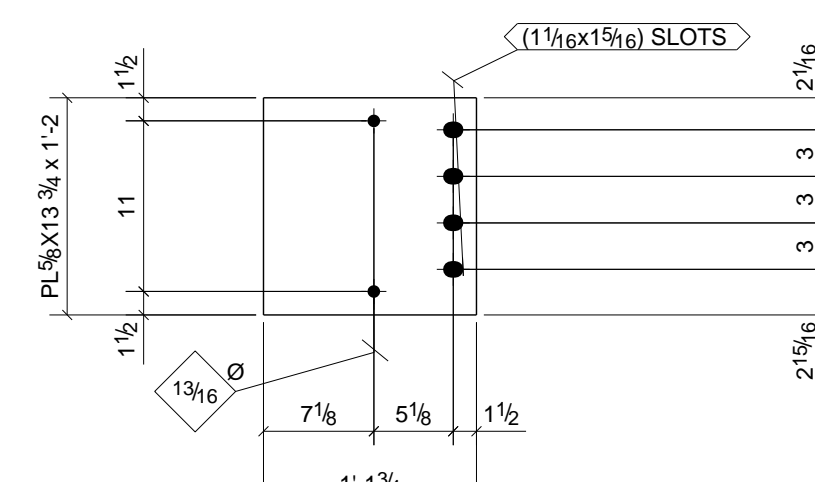
ONE - PLATE - p40



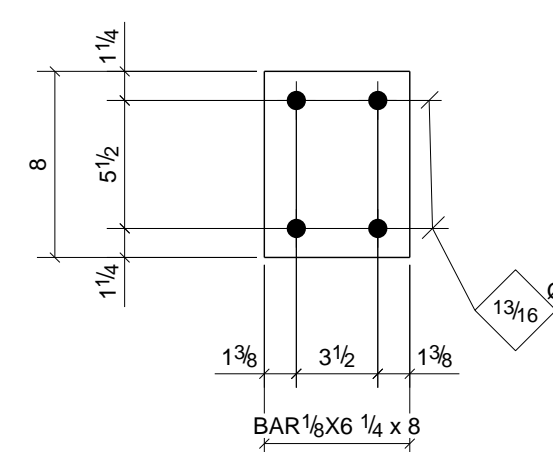
2 - PLATES - p52



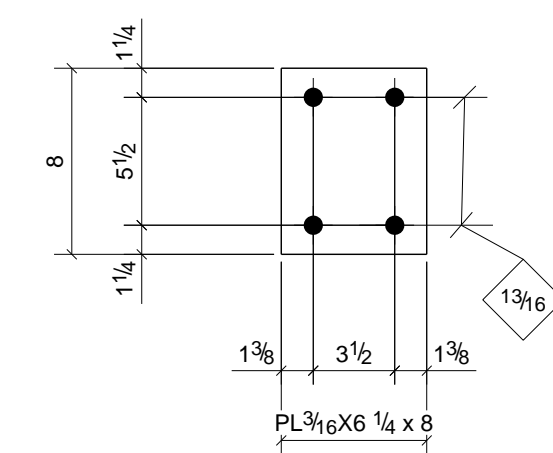
48 - PLATES - p32



2 - PLATES - p41



10 - PLATES - p66



2 - PLATES - p67

BILL OF MATERIAL

SHIP MARK	NO PCS	DESCRIPTION	LENGTH	PIECE MARK	REMARKS - PROC./GR.	ABM #
	10	PL3/8"x7 1/4"	1'-0"	p29	A36	
	6	BAR3/8"x7"	1'-0"	p30	A36	
	94	BAR9/16"x8"	1'-4 1/4"	p31	A572-50	
	48	BAR5/16"x5"	1'-0"	p32	A36	
	22	BAR1/2"x6 1/4"	0'-8"	p33	A36	
	24	PL1/16"x2 3/4"	0'-6 3/4"	p34	A36	
	1	PL5/8"x13 3/4"	1'-2"	p40	A36	
	2	PL5/8"x13 3/4"	1'-2"	p41	A36	
	2	PL5/8"x13 3/4"	1'-2 7/8"	p42	A36	
	12	BAR3/8"x12"	1'-0"	p43	A36	
	2	BAR9/16"x8"	1'-4 1/4"	p52	A572-50	
	10	BAR1/8"x6 1/4"	0'-8"	p66	A36	
	2	PL3/16"x6 1/4"	0'-8"	p67	A36	

REVISION	DESCRIPTION	DATE	DWN	CHK
0	For Fabrication F&F	3/08/11	TMc	TH
A	For Approval	01/03/11	TMc	TAN

GENERAL NOTES

MATERIAL: A992 U/N ELECTRODES: E70XX LH REF. DRG.
 HOLES: 13/16 DIA. U/N CONNS: A325N - U.N.
 SURFACE PREP. AND PAINT: SS-SP3 #30-18, Red Oxide

DESCRIPTION: PLATES

PROJ. NAME: St Marys Medical Center
 LOCATION: 1102 Million Dollar Highway, St. Marys, PA.

CONTRACTOR: Hallstrom Construction, Inc. ARCH/ENG: KTH Architects, Inc./Lee-Simpson Assoc., Inc.

Altoona Pipe And Steel Supply Co.
 1128 Ninth Avenue
 Altoona, Pa 16603-0112
 (814) 944-1631

DRAWN BY: TMc
 DATE: 12/31/2010
 CHKD. BY: TH
 DATE: 12/31/2010
 JOB No. 3-21375
 DRG. No. 107
 REV. 0